

ON AFRICAN LONGICORNIA.

(Pl. IX. and X.)

By DR. K. JORDAN.

DURING the last year the Tring Museum received several collections of Coleoptera from West Africa, containing many interesting and new species.

Besides some smaller lots of beetles from different localities of the Congo R., from Cameroons, Old Calabar, Bathurst (W. Afr.), and Accra, the Museum acquired extensive collections from Loanda, French Loango, Gold Coast, and Sierra Leone. Especially rich is the material collected by A. Mocquerys during his visit to the Upper Knihi R. in French Loango, and most of the new species described in this paper are from that locality. The collection from Sierra Leone, made by Dr. W. G. Clements, represents a fine series of species of nearly all families, and includes many peculiar and hitherto unknown forms.

Having now worked out the Longicornia of those collections, together with the African material of this family already contained in the Museum, I give a list of the known species in addition to the descriptions of the new forms; the known species ticketed "W. Afr." (without exact locality) in the Museum's collection are left out, except a very few the occurrence of which in West Africa is of interest. Some South and East African forms are added.

Intending to give a fuller account of the geographical relations of the West African beetles, when the whole collection is worked out, I here mention only some of the most striking facts derived chiefly from our knowledge of the African Cerambycidae.

The above-mentioned localities belong to the "West African Subregion," the boundaries of which almost exactly agree with the limits of the range of the Buprestid genus *Jalodis* in Africa. This genus is very abundant in the southern districts of the Palaearctic Region, and ranges over East and South Africa in a large number of species. The whole forest region of West Africa from Senegambia to Angola, as well as Benguela, is characterized by the total absence of *Jalodis*. One species (*J. aequinoctialis* Oliv.), occurs from Senegambia to Abyssinia and Egypt, and the southern limit of its range may agree with the northern boundary of the West African Subregion. The districts south of the Sahara occupied by this species and by *Sternocera interrupta* (Oliv.) and *St. castanea* (Oliv.) correspond to R. Bowdler Sharpe's "Sudanese Subregion," which separates the West African Subregion from the great desert, and extends from Senegambia as far as Abyssinia. Owing to our present ignorance of the Longicorn fauna of the Sudan, Nubia, and Abyssinia, I can add only two species of Cerambycini and three Lamiini, the occurrence of which seems to me to be nearly restricted to the Sudanese Subregion; these species are *Obrivaceum fasciatum* (Chevr.) and *Cordylomera nitidipennis* Serv., both from Senegambia and Bahr el Abiad (Abyssinia), *Distocera trifasciata* (Fabr.) represented in the Museum from Sierra Leone, Senegal, and Bahr el Abiad, *Phryganea aurorincta* (Guér.) from Senegambia and Bahr el Abiad, and *Ceratites jaspideus* Serv. from the same localities. Then we find *Hypocserus*

strigosus (Gyll.) from the districts of the Senegal R. represented in Abyssinia by a similar form, *Hypaeschrus strigosus abyssinicus* subsp. nov. : and it is of interest to note, that the genera *Cantharocnemis*, *Coelodon*, and *Parhydiessus*, which range over E. India and the eastern and southern parts of Africa, are also found in Senegambia, while they are evidently absent from the West African Subregion. The coleopterous fauna of the districts between the Bunnë R. and Sokoto is of a West African type, as far as I can tell from a number of species that form part of the collection made by Mr. P. Staudinger during the expedition of E. Hartert and P. Staudinger to Kano and Sokoto (1885-6) : many of the species are identical with either those from Sierra Leone, or from the Gold Coast, or from the Kulin R.

The southern boundary line is usually said to agree with the Quauza R. Our collection from Loanda is confined to such species as are either identical with, or closely allied to, species from the Congo R. or French Loango (Kulin R.), and includes scarcely any South or East African form. When we come to examine the Longicornia described from "Angola" we find them mostly of the West African type, as well as those known from the Upper Quauza R. : but we also find the fauna of these districts already intermingled with a number of decidedly South or East African genera, as *Phyllocnema*, *Clostromerus*, *Phrissoma*, and some others, a fact which shows this country to be at the junction of the West and South African fauna. These facts render it probable that the northern parts of Angola as a whole should go with the West African Subregion, and that we have to fix the limit of this Subregion south of the Quauza R. ; but at present we cannot exactly determine the southern boundary, even if there is an exact parting line, especially as most of the Longicornia known from this district have no other locality given but simply "Angola." The collections, however, made in this country incline me to suppose that the boundary line may commence at the coast south of the Quauza, and that inland it bends southward about as far as the thirteenth degree of southern latitude, and then curves northwards to the Upper Congo.

The districts of the Upper Congo, near the Stanley Falls, exhibit a West African coleopterous fauna intermingled with decidedly East African types, while a few West African forms (for example *Mecosaspis*) range as far east as Nyassu Land.

The West African Longicorn fauna has a large series of characteristic forms, besides many genera of a wider range. If we omit the new genera proposed in this paper, and also those occurring only in Senegambia, we find at present more than 75 genera confined to the West African Subregion. The great feature of the Longicorn fauna of these districts is the abundance of Callicromini. A series of genera of this conspicuous group is peculiar to West Africa, as *Omoptycha*, *Dictator*, *Synaptola*, *Cloniophorus*, *Rhopalizus*, *Eulitopus*, etc., while others (as *Oxyprosopus* and *Euporus*) here occur in a large number of species, but are also represented by a few forms in the South and East of the Continent. Then there are the lyciform Cerambycini *Amphidesmus* and *Diastellopterus*, and the remarkable genera *Allogaster*, *Ptycholaemus*, *Oeduoederus*, and others. Among the *Lamiini* we meet with many peculiar forms, as *Ecphora*, *Anauccsis*, *Petrognatha*, *Protonarthron*, *Plectroscapus*, *Plagiomys*, *Euryrops*, *Pinacosterna*, *Acridocephala*, etc., and find the following groups to be prevailing: *Monohammii*, *Prosopocerini*, *Sternotomini*, *Tragocephalini*, *Phrygnetini*, *Crossotini*, and *Saperdini*. The *Prioniini* have five genera peculiar to West Africa, two of which (*Anoeme* and *Sobarus*) are of great interest, being without close relations to any other Prionid genus known at present.

Of the genera not restricted to the West African Subregion, *Parandra*, *Mallodon*, *Liopus*, and *Psapharochrus* are Neotropical types; the genus *Parandra*, numerous species of which are described from America, occurs also in West and South Africa, in the Oriental Region and on the Sandwich Is.; *Mallodon* is represented in Africa by one species ranging over the whole Aethiopian Region, by a second in S. Africa, by a third in Arabia, and is also found in Australia; *Liopus* and *Psapharochrus* occur in West Africa in two species each, and are likewise represented in the Palaearctic Region by some forms, two of which (*Liopus nebulosus* (L.), and *Acanthoderes* (*Psapharochrus clavipes* Schrank.) are common enough and have a rather wide range.

The occurrence of East Indian or Oriental types in the fauna of West Africa, well known in other classes of animals, is also met with among the Longicornia. The decidedly Oriental genera *Batocera*, *Leptodera*, *Oleecamptus*, and *Glenea* are represented (*Glenea* by a great number of species) in the West African Subregion, while they are absent from the rest of the continent. Then we find *Stenium* occurring in West Africa and the Oriental Region, with the number of species almost equal in both districts, and meet with many forms of the widespread genus *Monohammus* both in E. India and W. Africa, and it is very remarkable to note that these genera are not yet found in the eastern parts of Africa. The *protica*-group of *Callichroma* is closely allied to the Oriental genus *Chloridolum*; and, lastly, of the West African genus *Mecosaspis*, two species are said to occur in E. India. If we further take into consideration the affinities of the Oriental Longicorn fauna to that of East and South Africa—called further on "E. S. Africa"—and also to that of all the African continent south of the desert, we shall find one striking fact.

The genera *Cantharocnemis*, *Megopis*, and *Philagathus* have in E. India and Africa (excluding W. Africa) almost the same number of species, and therefore may be called "Eastern Afro-Indian" types; the Oriental genera *Pachydissus* and *Gnatholea* are represented in E. S. Africa, while on the other hand *Homalobuchus* of E. S. African type occurs in East India. The genus *Polyzonus* of the Oriental Region is very closely allied to the E. S. African genus *Anobis*. All these forms are entirely absent from the West African Subregion (excluding the districts of the Senegal R.).

Of the genera ranging over West and E. S. Africa and the Oriental Region, one (*Ploceoderus*) may be called a West-African type, three (*Promeceus*, *Rhaphidopsis*, and *Ermidia*) are characteristic E. S. African forms; three again (*Coptops*, *Praonetha*, and *Apomecyna*) are Oriental genera, and one (*Nipserha*) is a decidedly Aethiopian genus; further we find one genus (*Xygrocera*) represented by a good number of species, both in the Aethiopian and Oriental Regions.

The West African Longicorn fauna includes therefore seven Oriental genera and one "Western Afro-Indian" genus, while only two West African genera occur in the Oriental Region; of these forms six are absent from E. S. Africa. On the other hand, we know at present in the Longicorn fauna of E. S. Africa five Oriental genera, and meet with three genera of "Eastern Afro-Indian" type, while four E. S. African genera are represented in the Oriental Region; of these forms six again are absent from the West African Subregion.

These numbers will be altered when our knowledge of the Aethiopian fauna has increased, but they are enough to show, that West Africa and E. S. Africa both have affinities to the Oriental Region in almost the same degree, but in a quite different

manner. The Oriental types prevail as regards the relations between the West African Subregion and the Oriental Region, while the "Eastern Afro-Indian" and E. S. African genera together are predominant in the affinities of E. S. Africa to the Oriental Region.

PRIONINI.

1. *Parandra gabonica* Thoms. (*Arch. Ent.* in., p. 146) —(omitted in the Munich Catalogue).

Kuulu.

2. *Cacoscelis oedipus* Newm.

Magalies Berge (Transvaal), Riversdale (Cape Colony).

3. *Cacoscelis lacordairei* Pasc.

Transvaal.

4. *Tithoes yolofus* (Dalm.).

Sierra Leone.

5. *Tithoes frontalis* Har.

Upper Congo.

There is one specimen from Sierra Leone in the Museum's collection, which I refer with some doubt to this species; its eyes are a little smaller and the mandibles much longer than in the examples from the Upper Congo.

6. *Dorycera spinicornis* (Fabr.).

Bathurst (W. Afr.), Axim (W. Afr.), Kuulu.

7. *Macrotoma palmata* (Fabr.).

Senegal.

8. *Macrotoma prionopus* White.

Sierra Leone, Kuulu.

9. *Macrotoma infans* Qued.

Kuulu.

10. *Macrotoma viridescens* sp. nov.

♀. *M. nigro-picea*, subnitida, elytris inter costas laud nitidis et conspicue viridescens: prothorace lateribus breviter spinosis, disco postice laevi; scutello apice emarginato, paucis punctis instructo; elytris antice fortiter, dein usque ad apicem minutissime densiter granulatis, disco quatuor costis brunneis fortiter elevatis, ad costarum latera serie irregulare punctis grossis.

Long. 51 mm., elytr. 37, lat. 15.

Pitch black, shining, with the antennae (except their scape) and the costae of the elytra brown; the space between these costae not shining, with a distinct tint of a sage green colour. Head strongly punctured; a deep groove between the eyes punctulated only near the margin of the latter; the antennary tubers with a coarse punctuation. Scape of the antennae short, somewhat thickened towards the tip, coarsely and rather densely punctuated, and with a tubercle behind the middle. Prothorax convex, with the sides strongly declivous, the angles not recurved, the marginal teeth acute but very short, the posterior the longest; the disc longitudinally and in front transversely impressed, nearly without punctures behind; sides of the prothorax very coarsely punctuated, with the punctures confluent. Scutellum

longitudinally impressed, with very scarce punctures; its apex emarginate. Elytra parallel, with the base rather strongly elevated near the scutellum and shoulder, granulated, these granules moderately strong at the base, then becoming extremely dense and fine, and wanting at the extreme apex, which is coarsely and rugosely punctuated; the suture and the outer border, as well as four carinae on each elytron, elevated, the carinae obsolete on the base, with a somewhat irregular row of coarse punctures at each side. Fore margin of the prosternum fringed with yellow brown hairs, the pubescence of the metasternum dense brownish black, that of the abdomen of the same colour, but very sparse, whilst the coxae and trochanters are clothed with a yellowish grey pubescence. Process of the prosternum excavated near the apex, with the tip strongly recurved, forming a strong tubercle in front of the mesosternum. The latter rather broad and excavated. Fore tibiae with coarse punctures and granules: their inner and outer edges shortly denticulated: anterior femora beneath with tubercles at the base, with teeth near the apex. Intermediate femora and tibiae with short teeth at the inner edge, the tibiae, moreover, with sharp tubercles all over. Hind femora with very short teeth at the inner edge, hind tibiae without teeth, but covered with acute granules.

Hab. Knilu (A. Moequers, 1892).

A very conspicuous species, which may be easily distinguished by the elytra having strongly elevated costae, with the interstices of a peculiar greenish colour.

11. *Erioderus hirtus* (Fabr.).

Magalies Berge (Transvaal).

12. *Aulacopus thoracicalis* sp. nov.

A. ater; prothorace antice vix angustato, lateribus denticulatis, dentibus anticis latioribus, angulis posticis recurvatis, fortiter punctato, disco fere laevi, utrinque pone medium punctato, hoc spatio punctato postice versus latera curvato, praeterea disco lateraliter spatio longitudinali impresso, punctato, postice cum area punctata submediana fere unito. Elytra grosse punctata, postice leviter rugulosa, sutura bidentata, singulo quatuor striis leviter elevatis, duabus basim attingentibus. Processus prosternalis angustus, marginatus.

Long. 19 mm., elytr. 13, lat. 5.

Black, shining, coarsely punctuated, with the punctures scarce between the eyes, on the disc of the prothorax, on the scutellum, and on the elytra behind the scutellum. Prothorax nearly as broad at the front margin as at the base, the sides with short teeth, wanting in front of the hind angles, the anterior teeth rather broad; the disc has a peculiar structure, there being two areas of punctures at each side, the first punctulated space beginning near the front margin, running along the sides of the middle line and curving behind towards the sides, where it is almost united with the second area at the sides of the disc; both streak-like punctured areas are almost entirely surrounded with a smooth space. Scutellum semicircular. Elytra toothed at the sutural angles, convex, with the sides parallel; each elytron with four slightly raised lines, two of which extend to the base. Prosternum coarsely punctuated, its process nearly smooth, narrow, and margined at the sides and tip. Metasternum and apex of the abdomen with yellowish grey hairs. All femora with some coarse punctures at the inner edges, elsewhere almost smooth; the tibiae with coarse punctures.

Hab. Gold Coast.

13. *Malldon downesi* Hope.

Sierra Leone, Gold Coast, Knilu, Congo, Loanda, Natal, Nossibé, Békilus (Madagascar).

14. *Colpoderus substriatus* Har.

Gold Coast (2♂, 1♀).

15. *Colpoderus laevis* sp. nov.

♂♀. *C. picco-niger*, subnitidus; scutello laevi, ad summam basim punctulato, elytris minutissime reticulatis, vix rugulosis, paucis punctis instructis, disco striis vix elevatis.

♂ mandibulis prominulis, arenatis, deplanatis; antennis corpore quarta parte longioribus; prothorace lateribus postice sinuatis, ante sinum breviter dentatis, angulis posticis acutis, latitudine ad angulos anticos maxima, disco punctis minutissimis instructo, ad latera rugoso-punctato.

♀ antennis elytrorum medium parum superantes; prothorace lateribus irregulariter denticulato, angulis anticis sat prominentibus, post angulos anticos sinuato.

♂. Long. 29 mm., elytr. 17, lat. 8½.

♀. „ 43 „ „ „ 26, „ 14.

This species is closely allied to *C. substriatus* Har., from which it differs especially in the flattened mandibles of the *male*, in the antennae of the *male* being much longer than the body, in the elytra having slight traces of raised lines only in the middle of the disc, and very faint and scarce rugosities in both sexes, so that the elytra are much more shining than in *C. substriatus* Har.; the prothorax of the *male* toothed at the sides in front of the sinus, that of the *female* with the whole front part denticulated, and with a small sinus behind the anterior angles; the punctation of the abdomen is finer than in *C. substriatus* Har.

Hab. Knilu (1♂, 2♀, A. Mocquerys, 1892), Congo (1♀).

16. *Anoeme gahani* sp. nov.

♂♀. *A. rufo-ferruginea*, pubescens, mandibularum apice, oculis antennisque nigris. Caput canaliculatum, dense granulato-punctatum; prothorax transversus, antice constrictus, lateribus parum rotundatis, dense granulato-punctatus; elytra parallela, dense grosse punctata, sutura margineque laterali carinata, carina media a basi usque ad apicem conspicua, apicibus singulis rotundatis; metasternum et abdomen nitida, primum sparsim, alterum sparsissime punctatum.

Long. 11½ mm., elytr. 8, lat. 3¼.

Rusty rufous, clothed with a somewhat sparse pubescence, which is denser at the head and prothorax. Head extremely closely punctate-granulate, the punctures coarse on the antennary tubers. Tip of the mandibles black, middle of the head canaliculated, forefront rather excavated. Antennae black, about a third longer than the body in the *male*, as long as the body in the *female*; the scape thickened, strongly granulated, and half as long as the third joint, the latter longer than the fourth, the following joints gradually diminishing in length, the last the same length as the ninth; the third to eleventh joints strongly canaliculated. Prothorax punctate-granulate like the head, transverse, constricted in front, with the front margin scarcely emarginate, and the sides rounded; the disc somewhat convex at each side, with a slight middle line. Scutellum punctuated, somewhat triangular, with the tip broadly rounded. Elytra parallel, with the basal margin nearly straight:

densely and very strongly punctuated all over; the shoulders rounded, each apex obliquely rounded: the suture, the outer margin, and a discal carina on each elytron rather strongly and sharply raised; this discal carina extends from the base to the apex, and is obsolete only at the extreme base and tip. Metasternum shining, rather finely punctulated, the punctures sparse in the middle. Abdomen also shining, with few punctures. Femora and tibiae compressed, the latter densely granular.

Hab. Kuilu (A. Mocquers, 1892).

This is the second species of the genus *Anoeme* Gahan (*Tr. E. Soc.*, 1890, p. 299), which is founded on a black species described by Chevrolat under the name *Oeme nigrita* (*Rev. Zool.*, 1855, p. 183).

Named in honour of Mr. Charles J. Gahan, to whose help in comparing our species with those of the British Museum collection I owe so very much.

CLERAMBYCINI.

Saphanidus gen. nov.

Hirsutus, capite postice coarctato, oculis magnis, genis fere nullis, antennis articulo tertio scapo duplo longiore, prothorace lato, lateribus rotundatis, medio spina armatis, elytris parallelis, subconvexis, apicibus singulis acuminatis, processu prosternali brevissimo, coxis anticis contiguas, coxarum anticarum cavitatibus extus fortiter angulatis, femoribus validis, posticis abdominis apicem fere attingentibus.

Closely allied to *Saphanus* Laich., from which it differs in the long pubescence, in the longer antennae, the third joint of which is longer than the fourth, in the smaller eyes, which are much more separated underneath, etc.

17. *Saphanidus viridescens* sp. nov.

♀. *S.* infra brunneus, supra obscure viridis, nitidus. Antennae nigro-brunneae, corpore longiores: prothorax longitudine tertia parte latior, disco sat depresso, parum inaequali, lateribus fortiter rotundatis, medio spina acuta sed brevi armatis; sentellum elongatum, apice rotundato: elytra subconvexa, punctulata, ad apicem fere laevia, lateribus parallelis, postice rotundatis, apicibus acuminatis, singulum elytrum disco quinque striis impressis, interstitiis (4) convexis, postice abbreviatis. Prosternum leviter strigulosum, sparsim granulatum: metasternum dense granulatum; abdomen sat sparsim punctulatum, segmento quinto apice leviter late emarginato; pedes brunneo-nigri, femora basi et apice extremis exceptis rufo-ochracea.

Long. 18 mm., elytr. 13½, lat. 4¾.

With a moderately strong and not very dense punctuation: clothed with blackish brown erect hairs of two lengths. Upper surface dark green, shining, especially of the elytra. Head impressed in front of and behind the antennary tubers. Antennae dark blackish brown, with the tip of the tenth joint reaching the apex of the elytra, the scape feebly thickened towards the tip, strongly punctured, a little shorter than the fourth joint. Prothorax two-thirds as long as broad; the disc uneven, with some faint impressions; the sides strongly rounded, with a rather thin and sharp tooth in the middle. Sentellum much longer than broad, rather triangular, the apex rounded. Elytra somewhat convex, especially behind; the apex commonly rounded, and produced at the suture into a sharp spine: each elytron with five longitudinal and slightly impressed stripes and the trace of a sixth, the interstices of which are convex. Under surface brown; prosternum with fine transverse ridges

and faint granules : meso- and metasternum densely granular : abdomen punctured, its fifth segment slightly emarginate. Legs blackish brown ; the femora (save their tip) rufous ochraceous.

Hab. Lounda (1 ♀).

18. *Hypoeschrus strigosus abyssinicus* subsp. nov.

H. strigosus Gyll. simillimus, sed dilutior, prothoracis lateribus vix rotundatis, elytris leviter tricarinatis, carina exteriori obsoleta, omnibus versus apicem obsoletis.

Long. 14 mm., elytr. 10, lat. $3\frac{1}{2}$.

This form is paler than *H. strigosus* Gyll. : the raised lines of the elytra are feeble, with the apical part obsolete ; the whole exterior line is obsolete, and entirely wanting at the base. The third joint of the antennae is nearly twice as long as the scape, the fourth and fifth joints a little shorter than the third. Prosternum with transverse striae and some granules.

Hab. Abyssinia, Bahr-el-Abiad (Henglin).

19. *Paroeme semifemorata* (Chevr.).

Kuila, Ogowe, and Upper Congo.

In the specimen from the Upper Congo R. the black apical portion of the femora is much less extended than in those from Kuila and Ogowe.

20. *Paroeme annulipes* (Chevr.).

Ogowe.

21. *Xystrocera cyanella* Chevr.

Kuila. One male and two females, which are slightly different from the type in the British Museum Collection : the head, prothorax, and sides of the elytra are purple violet, not blue as they are in the type specimen ; the prothorax has no trace of a raised middle line. One of the two females has the underside more or less pitchy brown, with the abdomen luteous. This form, which I do not consider to be a distinct species, may be named

Xystrocera cyanella ab. *luteiventris* nov. aberr.

22. *Xystrocera minuta* sp. nov.

♂ ♀. *X. viridis* ; vertice, prothoracis margine angusto antico et disco, elytrorum lateribus pedibusque violaceis. Caput granulatum. Prothorax lateribus leviter rotundatus, dense punctulatus ; ♂ disco spatium cordiformi nitido sparsim granulato ; ♀ disco sparsim granulato, granulis transverse dispositis, medio laevi. Elytra granulata. Prosternum granulatum, antice regulariter striatum. ♂ abdominis segmenti ultimi parte dorsali elongata rotundata parum spatuliformi.

Long. 12 mm., elytr. 9, lat. 3.

Green, somewhat shining. Head entirely granular, the vertex purple violet. Antennae black, the basal joints strongly granular. Elytra granular, the granules stronger at the base and suture, the sides and the whole apex dark violet ; each elytron with two nervules. Scutellum green, with minute granules. Under surface bluish green, or green with a tint of olive. Legs blue or greenish blue.

♂. Prosternum broader at the anterior margin than at the base, with the sides nearly evenly rounded ; densely punctulated ; a broad discal area cordiform and granular, this area connected in the middle line with a narrow and triangular

space, which is also granulated; both granulated spaces are violet for the most part, and their granules form irregular transverse rows. The dorsal part of the ultimate segment of the abdomen elongate, and rounded at the apex.

♀. Prothorax sparingly granulated, the granules forming irregular transverse rows; impressed at each side in front and in the middle of the disc, these impressions smooth. Prosternum minutely striate all over, the striae stronger at the fore margin, and intermixed with some granules.

Hab. Kuiu (A. Mocquers, 1892).

In one *male* the femora have a rufous ring near the middle. Has the appearance of *X. cyanella* Chev., from which it differs in colour, in the structure of the prothorax of the *male*, in the structure of the prosternum, etc.

23. *Xystrocera lateralis* Chev.

Kuiu, Gaboon.

Varies from golden green to greenish blue: the legs are black, or entirely rufous, or black with the middle of the femora rufous.

24. *Xystrocera velutina* sp. nov.

♂♀. *X. aureo-viridis* (♂), seu *cyanéo-viridis* (♀); capite granulato, vertice medio impresso et laevi; antennis nigris; scutello laevi; elytris sutura lateribusque nigro-velutinis, disco sat sparsim granulatis, pedibus nigris.

♂ prothorace lateribus postice rotundato-dilatato, densiter punctulato, disco impressione lyriformi aureo-nitida, parce granulosa; prosterno densissime minute punctulato, antice striato; abdominis segmenti ultimi parte dorsali elongata, apice paulo emarginata.

♀ prothorace lateribus leviter binodulosis, disco antice valde constricto, pone constrictionem dilatato, sparsim granulato, in constrictione et in disci medio laevi, prosterno sparsissime granulato, antice striato.

♂. Long. 23 mm., elytr. 15½, lat. 5.

♀. .. 26 .., .. 18, .. 6½.

Male golden green, *female* greenish blue or blue. Head strongly granulated, the vertex impressed and smooth between the upper lobes of the eyes. Antennae black, their scape greenish blue. Scutellum green, with hardly any granules. Suture (save the apex) and sides of the elytra clothed with a black velvety pubescence; disc golden and shining, covered with strong but rather sparse granules; a longitudinal line in the middle of the disc conspicuously elevated. Metasternum and abdomen black, clothed with a grey pubescence. Legs black, their hind tibiae scarcely dilated towards the apex.

♂. Prothorax as long as broad, with the sides rounded and dilated, especially before the base, very densely punctulated; a lyriform impression on the disc golden and shining, covered with sparse granules; each side has two small and rather deeply impressed grooves, one at the side of the other, and a third in front of them near the anterior margin. Prosternum punctured like the prothorax, with a few granules, the anterior black part regularly transversely striate. Dorsal part of the last segment of the abdomen elongate and slightly emarginate.

♀. Head and prothorax with a tint of purple. Prothorax broader than long, shining, covered with sparse granules; the rather broad and strong constriction in front, and the middle of the disc smooth. Prosternum sparingly granulated, with the anterior black part striate.

Hab. Kniln (A. Mocquerys, 1892), Gold Coast, Accra (W. Afr.).

Two specimens, one labelled "Gold Coast" and the other "Accra," both females, are dark blue: that from Accra has the head and prothorax strongly tinged with fiery purple.

Allied to *X. trivittata* Qued., the male of which is not yet known.

25. *Xystrocera similis* sp. nov.

♂. *X. anreo-iridis*, nitida. Caput granulatum, vertice medio laevi impresso: antennae nigrae: prothorax lateribus paulo rotundatus, densissime punctulatus, disco antice et lateraliter granulato, medio laevi. Scutellum breve, granulosum. Elytra lateribus et basi pone scutellum minute et dense, disco grosse et sparsius granulata. Prosternum transverse depressum, minute punctulatum, antice striolatum. Metasternum et abdomen nigra, segmenti ultimi abdominalis parte dorsali elongata, apice subrotundata. Pedes nigri, femora medio rufa, tibiae posticae rufopiceae.

Long. $15\frac{1}{2}$ mm., elytr. 11, lat. $3\frac{1}{3}$.

Golden green, shining. Head granulated, with the middle of the vertex impressed and smooth. Antennae black, somewhat pitchy. Prothorax as long as broad, very densely punctulated at the sides; this punctulated part of the prothorax extends in the front constriction towards the disc, where the punctulated area is rounded and sharply limited; the disc and a narrow space at the anterior margin sparingly granulated; the middle of the disc entirely smooth, with a small impression in front of the scutellum: the sides are slightly rounded, with a punctiform impression in the middle. Scutellum granulated, short and broad. Elytra dark green behind the scutellum and at the sides: these parts finely and densely granulated; disc much more strongly and sparsely granular, with a raised line: apex almost smooth at the suture. Prosternum finely punctulated, with its anterior black portion regularly striate; transversely impressed, this impression narrowly dilated behind in the middle. Dorsal part of the ultimate segment of the abdomen elongate and subtruncate, with the angles strongly rounded. Legs black, feebly tinged with brown; middle of the femora rufous, hind tibiae brownish pitchy.

Female unknown.

Hab. Kniln (A. Mocquerys, 1892).

Resembles small specimens of *X. lateralis* Chev.: but the punctulated area at each side of the prothorax extends not so far towards the middle line of the disc, and therefore both subdiscal areas, approximated in *X. lateralis* Chev., are rather broadly separated in *X. similis* sp. nov. Moreover, the scutellum is shorter and broader, the granules of the elytra are sparser, and the prosternum has the above-mentioned impression which is wanting in *X. lateralis* Chev.

26. *Xystrocera emarginata* sp. nov.

♂. *X. viridis*, subnitida. Frons granulata, vertex grosse punctulatus, medio impressione laevi instructus. Antennae nigrae. Prothorax densiter punctulatus, lateribus impressione punctiformi, disco spatio nitido fere laevi antice bilobo. Scutellum nigrum, punctulatum, apice rotundato. Elytra rugoso-granulata, sutura angustissime nigrescente. Prosternum densiter punctulatum, antice nigrum, depressum, striatum. Abdominis segmenti ultimi pars dorsalis profunde emarginata. Pedes rufo-testacei, femorum tibiarumque apices nigri, tarsi piceo-nigri.

Long. $14\frac{1}{2}$ mm., elytr. 10, lat. 3.

Green, with the head, prothorax, and abdomen rather shining. Head canaliculate, with the front sparingly granulated, and the vertex coarsely punctuated, impressed and smooth between the upper lobes of the eyes. Antennae black. Prothorax constricted in front and posteriorly, as long as broad; sides not rounded, with a small round groove; disc with a large and almost smooth shining area, which is sharply limited, broadest and bilobed in front, biangular at its sides, and posteriorly very narrowly dilated towards the base. Scutellum black, shining, sparingly punctulated; its apex rounded. Elytra rugosely granulated, the suture very narrowly bordered with blackish blue. Prosternum punctulated as the sides of the prothorax; the anterior part black, depressed, and transversely striate. Metasternum and abdomen black. Dorsal part of the last segment of the abdomen very deeply emarginate, bilobed. Legs very slender, especially the hind tibiae, which are not broadened towards the tip; apex of the femora and tibiae and all tarsi brownish black or black, the remainder of the legs rufous.

Hab. Knilh (A. Moequers, 1892).

Easily distinguished from small males of *X. lateralis* Chev. and from *X. similis* sp. nov. by the sculpture of head and prothorax, by the shape of the last segment of the abdomen, and by the slender legs.

27. *Xystrocera laevis* sp. nov.

♂. *X. viridis*, nitidus, capite prothoraceque paulo cyanescentibus, metasterno abdomineque nigris. Caput medio fortiter canaliculatum, fronte granulata, vertice laevi, antennis nigris. Scutellum laeve; elytra sat sparsim granulato-punctata, lateribus postice transverse rugulosis. Prosternum densiter punctulatum, antice nigrum et leviter striatum. Pedes nigri, coxae quatuor anticae, ut femorum omnium medium, rufae.

♂. Prothorax globosus, densiter punctatus, disco impressione lyriformi angusta, lateribus impressionibus tribus punctiformibus, omnibus impressionibus nitidis, paucis granulis instructis. Pars dorsalis segmenti ultimi abdominalis elongato-rotundata, emarginata.

♀. Prothorax lateribus et disco inaequalis, lateraliter granulatus; segmentum ultimum abdominale apice emarginatum.

Long. 25 mm., elytr. 17, lat. $6\frac{1}{2}$.

Green, feebly tinged with olive green and golden, shining. Head, prothorax, and prosternum bluish green in one *male*. Head canaliculate, front densely granulated, vertex smooth. Antennae black. Prothorax of the ♂ globose, with the disc somewhat depressed, densely punctulated; a narrow, almost lyriform, impression on the disc, two punctiform grooves in the middle of each side, and a small lateral groove near the front margin, shining and very sparsely granulated. Prothorax of the ♀ shorter than broad, with irregular impressions; disc flattened, with a longitudinal tubercle at each side posteriorly; slightly transversely rugulose, sides of the disc sparingly granulated, middle of the disc smooth. Scutellum with a few punctures. Elytra rather sparingly granulate-punctulate, the punctures denser at the suture and sides, the latter transversely rugulose posteriorly. Prosternum densely punctulated in the ♂, transversely rugulose and sparingly granulated in the ♀, its front margin black and striated in both sexes. Metasternum and abdomen black, extremely finely punctulated, and clothed with a grey pubescence at the sides. Legs black, with the four anterior coxae and the middle of all femora

rufous or brick red; hind tibiae feebly dilated towards the apex. Dorsal part of the last segment of the abdomen of the ♂ elongate, with the apex rounded laterally, and emarginate in the middle; the ventral part is also slightly emarginate. The last segment of the ♀ emarginate.

Hab. Kailu (A. Mocquereys, 1892).

Distinguished from other green species of this genus chiefly by the sparse punctation of the elytra, and by the shape and structure of the prothorax and last abdominal segment of the ♂.

28. *Xystrocera femorata* Chevr.

Sierra Leone, Gold Coast.

29. *Xystrocera senegalensis* Klug.

Gold Coast.

30. *Xystrocera marginipennis* Murray.

Cameroons Mts.

31. *Taurotagus subauratus* Gahan.

Two specimens from Bogos, Abyssinia.

32. *Taurotagus brevipennis* Gahan.

Sierra Leone.

33. *Taurotagus vestitus* sp. nov.

♀. *T. niger*, densissime griseo-olivaceo-viridi-sericans, colore pro luce variante; antennis articulo tertio scapo vix longiore; fronte medio late impressa; prothorace longitudine multo latiore, inaequali, fere subrectangulare, disco convexo; processu prosternali postice tuberculiformi.

Long. 27 mm., elytr. 18, lat. 8½.

Black, densely clothed with a greyish olivaceous green pubescence, shot with yellowish and chocolate reflections; the latter takes the form of three indistinct transverse bands on the elytra. Middle of the front of the head strongly impressed; median sulcus of the head obsolete on the vertex posteriorly. Antennae broadened towards the tip, a fourth shorter than the body; third joint a little longer than the scape and as long as the fifth. Prothorax transverse, nearly rectangular, the sides faintly bisinnate, the disc convex and uneven. Each elytron has two feeble nervules; the apex is entirely rounded; punctuation extremely fine, but there are some stronger punctures all over except at the apex. Process of the prosternum produced posteriorly into a broad and rounded tubercle.

Hab. Sierra Leone (Dr. Clements).

34. *Taurotagus klugi* Lac.

Mombasa (E. Afr.), Rustenburg (Transvaal).

35. *Ploderus chloropterus* Chevr.

Kailu and Upper Congo.

36. *Ploderus melancholicus* Gahan.

Sierra Leone.

37. *Pachydissus furcifer* sp. nov.

♂. *P. brunneus*, subaureo-griseo-pubescentis; antenarum articulis primis apicibus parum incrassatis; prothorace leviter irregulariter plicato, sulco medio antice simplice, deinde bifurcato; elytris apicibus singulis acute longe bispinosis; capite infra inter oculos transverse biplicato; prosterno plicatura magna transversa.

Long. 27 mm., elytr. 18, lat. $7\frac{1}{2}$.

Brown, clothed with a grey and somewhat golden pubescence. Head notched at each side of the front, feebly sulcate between the upper lobes of the eyes; its underside with two strong and straight transverse folds, separated from each other by deep transverse grooves. Eyes large, the sinns between eye and antenna clothed with a yellowish pubescence. Antennae about a fifth shorter than the body, the basal joints somewhat thickened at the apex, the third joint much longer than the fourth. Prothorax quite irregularly and feebly wrinkled, with a slight tubercle at each side in the middle; disc with two longitudinal grooves, beginning at the basal transverse sulcus, being first parallel, then abruptly convergent, and lastly, before the middle, confluent, and forming a short middle sulcus close to the anterior constriction of the prothorax; the space between the grooves is pentagonal (like this \triangle) and without wrinkles. Scutellum broad and rounded. Apex of each elytron truncate, with the angles produced into two long and rather thin teeth. Prosternum with a deep and broad transverse groove; the process rounded behind, but nearly vertically declivous. Legs paler than the body, without carinae.

Hab. Bahr-el-Abiad, Abyssinia (Henglin).

38. *Pachydissus (Derolus) subaureus* sp. nov.

♀. *P. niger*, subaureo-pubescentis; capite infra multiplicato; fronte brevi; prothorace transverse plicato, plicaturis postice in disci medio interruptis; elytris pone basin ad suturam leviter impressis, apicibus oblique truncatis, ad suturam spinosis; processu prosternali postice abrupte declivi, fere verticali, femoribus leviter carinatis.

Long. 28 mm., elytr. 19, lat. $7\frac{1}{2}$.

Black, covered with a golden pubescence. Front of the head very short; underside of the head with many feeble and transverse grooves and wrinkles. Eyes large. Antennae a fourth shorter than the body, with the third joint about a half as long again as the fourth, and scarcely thickened towards its tip. Prothorax with transverse wrinkles, which are quite irregular anteriorly, and almost regular, strong, and oblique posteriorly; the last of the posterior wrinkles obsolete on the disc and interrupted in the middle. Elytra punctuated at the base, especially near the suture; each apex obliquely truncate, with the sutural angle spined. Prosternal process rather narrow, and abruptly and almost vertically declivous posteriorly. The anterolateral process of the metasternum distinct, and nearly touching the mesosternum.

Hab. Bahr-el-Abiad, Abyssinia (Henglin).

39. *Pachydissus (Derolus) arciferus* Gahan.

Bahr-el-Abiad, Abyssinia (Henglin).

40. *Ceratophorus hirticornis* Serv.

Gold Coast, Kuilu, Upper Congo.

41. *Cordylomera nitidipennis* Serv.

Senegal, Bogos (Abyssinia).

42. *Cordylomera* (?) *apicalis* Thoms.

Kuhl. A single female, which I refer with doubt to this species.

***Sternangustum* gen. nov.**

♂. Capite inter antennis canaliculato; fronte subverticali, impressa; tuberculis antenniferis parvis; antennis corpore quarta parte brevioribus, articulis basalibus subtus modice pilosis, scapo arenato, articulo tertio aequali, articulis 5—10 apicibus intus acute productis; prothorace noduloso; elytris elongatis, parallelis, apice committere rotundatis; processu prosternali lamelliformi, postice subverticaliter declivi; cavitatibus coxarum anticarum postice apertis, extus fortiter angulatis, processu mesosternali parum angusto; femoribus apicem versus leviter incrassatis, posticis abdominis segmentum quartum attingentibus; tarsis brevibus, posticis articulo primo secundo et tertio brevioribus.

To be placed after *Didymacantha* Newm.

43. *Sternangustum brunneum* sp. nov.

♀. *St. brunneum*, griseo-pubescentis; antennis articulo tertio quarto duplo longiore; prothorace latitudine paulo longiore, lateribus medio minute rotundato, disco binoduloso; elytris sutura apiceque pallidioribus, sat grosse punctatis, punctis versus apicem minoribus, pedibus pallidis.

Long. 18 mm., elytr. 13, lat. 4½.

Of a cinnamon colour, with the base of the antennae, sutural part and apex of the elytra, and legs (except the tip of the femora) paler; clothed with a grey pubescence, and likewise with single long hairs, chiefly on the abdomen. Head sparingly punctured, middle of the vertex impunctate; upper lobes of the eyes widely separated from each other. Scape of antennae distinctly arcuate, the second joint nearly half as long as the fourth, the latter scarcely longer than half the third. Prothorax a little longer than broad, obsolete punctured; the sides feebly rounded and slightly nodulose in the middle; disc with five smooth and glabrous tubercles, one at each side in front of the middle rounded, the third in the central line behind the middle elongate, and one at each side before the base feeble, besides one slight and transverse tubercle in front of the scutellum. Scutellum as long as broad, with the apex rounded. Elytra strongly punctured, the punctures finer at the apex, each puncture giving origin to a setulose hair. Prosternum with irregular and feeble transverse wrinkles. Metasternum and abdomen with very few distinct punctures.

Hab. Kuhl (A. Mocquerys, 1892).

***Agnitosternum* gen. nov.**

Caput supra fere planum, fronte vix declivi, oculis supra approximatis, tuberculis antennarum nullis; antennae elytrorum apicem vix attingentes, scapo conico arenato, quatuor articulis primis hirsutis, incrassatis, omnibus infra pilosis, quarto tertio longiore et quinto brevioribus, caeteris decreescentibus. Prothorax subrectangularis. Scutellum impressum. Elytra parallela. Processus prosternalis brevissimus fere nullus, coxarum anticarum cavitates extus valde angulatae, coxae quatuor anticae conicae; femora apicem versus leviter incrassata, tarsi postici articulo primo duobus sequentibus paulo longiore.

Allied to *Anisogaster* Deyr., before which it may be placed.

44. *Agnitosternum apicale* sp. nov.

♀. *A. brunneum*, pilosum. Caput minutissime canaliculatum, densiter granulato-punctatum. Antennae articulis quatuor primis nigro-hirsutis. Prothorax fere quadratus, densiter granulato-punctatus. Scutellum laeve, apice rotundato et nigrescente. Elytra nigro-brunnea, apice et disci parte postbasali pallidioribus, dense punctata, apicibus singulatum oblique rotundatis. Infra parum nitidum; prosternum minute transverse strigulosum; metasternum et abdomen punctulata; pedes brunnei, femorum medio pallidiora, femora postica segmenti tertii abdominalis basin attingentia.

Long. 13½ mm., elytr. 10, lat. 2½.

Rufous brown, clothed with rather strong hairs, some of which are long, chiefly on the elytra and abdomen. Head and prothorax very densely granulate-punctate, the former with a feeble longitudinal groove. Antennae a little shorter than the body; the four basal joints thickened and villose with strong hairs, the fifth joint fringed underneath with long hairs, whilst the remaining joints have short and rather sparse hairs; scape strongly punctured, a little shorter than the fourth and a little longer than the third joint, the fifth longest, the remaining joints gradually diminishing in length; the tip of the fourth and fifth joints blackish brown. Prothorax as long as broad; the sides all but straight, the disc rather flattened. Scutellum somewhat excavated, the blackish apex rounded. Elytra parallel, dark brown, the apical fifth and a patch on each elytron behind the base of an ill-defined pale brown colour; densely punctuated, the interstices slightly transversely rugose; the disc with a fine raised line. Under surface shining, prosternum faintly transversely wrinkled; metasternum and abdomen obsolete punctured. Legs dark brown, the middle of the femora paler.

Hab. Kuiln (A. Moequers, 1892).

45. *Anisogaster brunneus* sp. nov.

♂ ♀. *A. brunneus*, cinereo-sericans. Caput medio leviter canaliculatum; frons antice impressa, profunde transverse sulcata; vertex pone antennis paucis granulis instructus; prothorax longitudine parum latior, antice posticeque constrictus, lateribus medio tuberculo rotundato, disco multinoduloso; scutellum apice paulo dilatato-rotundatum; elytra humeris rotundatis prominentibus, apicibus acuminatis, punctulata, punctis versus apicem sparsis, disco postice leviter uniearinato. Sterna sparsim granulata; abdomen ♂ segmentis submarginatis, ultimo truncato; ♀ ultimo quarto multo angustiore, tertio quartoque apice fimbriatis.

Long. 16 mm., elytr. 11½, lat. 4¼.

Dirty brown, densely clothed with a short, ashy grey, and somewhat silky pubescence. Head finely canaliculate, with a few granules chiefly behind the antennary tubercles. Basal joints of the antennae sparingly and minutely granular. Prothorax biconstricted, the sides with a strong but rounded tubercle; the disc nodulose, and very sparingly and finely granulated. Scutellum longitudinally impressed, with the apex rounded and faintly dilated. Elytra a little attenuated towards the tip, punctuated, their apical part slightly rugose; the base truncate, shoulders rounded, each apex acutely pointed; disc of each elytron with two feebly raised lines. Sterna very sparsely granulated. The last abdominal segment of the *male* truncate, nearly rectangular; the abdomen of the *female* bulbous, the fourth and fifth segments much narrower than the two basal ones, the third excavated at

the apex, partly covering the fourth: the second and third rather densely fringed at the apex with long and strong yellowish hairs. Femora clavate, the posterior ones—broken in the *male* specimen—of the *female* reaching the apex of the third segment of the abdomen.

Hab. Kilu (A. Mocquerys, 1892) and Gold Coast.

46. **Anisogaster robustus** sp. nov.

♂. *A.* precedenti similis, robustior, antennis densius fortiterque granulatis, prothorace longiore, tuberculo laterali fere acuto, elytris apicibus in dentem acutum productis.

Long. 19 mm., elytr. 13, lat. $4\frac{1}{2}$.

In colour, pubescence, and form similar to the preceding species. It is more robust, the antennae have stronger granules, the prothorax is a little longer and the lateral tubercles less broad and more acute, the scutellum broader at the apex, and the elytra produced into a rather long and sharp apical tooth. The femora are strongly clavate, the posterior ones reaching the tip of the elytra.

Hab. Axim (W. Afr.).

Antennica gen. nov. Type: *A. nigripes* sp. nov.

Frons brevis, antice transversim sulcata, antennarum tuberculis nullis; antennae articulis 1–5 incrassatis, infra pilosis; prothorax longitudine paulo latior, parum nodulosus; elytra postice parum dilatata, singulum apice rotundatum; processus prosternalis lamelliformis, coxis globulosis valde superatus, coxarum anticarum cavitates extus valde angulatae, postice apertae; ♂ abdominalibus segmentis quatuor primis utrinque impressione punctiformi et ad hanc impressionem tuberculo minuto hirsuto instructis, segmento ultimo truncato, primo secundo parum longiore; ♀ segmento primo secundo duplo longiore, secundo tertioque apice fimbriatis, tertio postice excavato, quarto et quinto angustatis; femora subclavata, postica abdominis segmenti quarti apicem attingentia.

Resembles the above-described genus *Agnitosternum* in the peculiar form of the basal joints of the antennae, and the genus *Anisogaster* Deyr. in the shape and structure of the abdomen of the female.

47. **Antennica nigripes** sp. nov.

(Pl. IX., fig. 4.)

♂ ♀. *A.* pallide ferruginea; capite antice et postice plus minusve nigro; antennis nigris. ♂ medio fulvis; prothorace medio et utrinque supra coxarum cavitates nigro; scutello nigro, ferrugineo-marginato, apice rotundato; elytris apice, seu dimidio apicali, nigris, singulo disco leviter bicarinato, omnino sat grosse punctatis; corpore infra parum nitido.

Long. 13 mm., elytr. 9, lat. $2\frac{2}{3}$.

Ferruginous, without gloss on the upperside, shining beneath. Upper surface clothed with an extremely short and dense pubescence; abdomen with some longer hairs; the apex of the second segment fringed with yellowish curled hairs; the third segment also fringed, but the hairs almost setaceous and of a dark brown colour. Head and prothorax without a distinct punctation. Antennae black, those of the ♂ a third longer than the body, those of the ♀ almost extending to the tip of the elytra; the sixth and two following joints black, or—chiefly in the *male*—more or less fulvous; scape and third joint nearly equal in size, conical; the fifth cylindrical; the five thickened basal joints very densely fringed underneath with long

black hairs. Prothorax constricted in front and at the base: the sides somewhat angulated in the middle: the disc flattened and slightly binodulose at the sides; of the three longitudinal black fasciae one is placed in the middle, broadest in front, and one at each side above the coxal cavities. Scutellum black, narrowly bordered with ferruginous; its apex rounded. Elytra rather coarsely punctuated all over: the apical half, or only the apical fifth, black: each elytron with two elevated lines, which are abbreviated posteriorly. Prosternum ferruginous, its hind margin black, the four anterior coxae also more or less ferruginous; the rest of the under surface, as well as of the legs, black; in the single ♂ the base of the tibiae is brick red. The brushlike tufts of hairs at the side of the small lateral holes of the abdomen of the ♂ are black.

The colour of the head varies as follows:—

Head black, with two small ferruginous spots in front; head ferruginous, with the front margin and a spot in the middle of the vertex black.

Hab. Knihu (A. Mocquereys, 1892).

48. *Antennica lutea* sp. nov.

♂. *A.* lutea; verticis macula, antennarum articuli quinque primi (8—11 desunt) elytrorumque apex nigri; metasternum, abdomen, tibiarium et femorum posteriorum apices piceo-brunnei.

Long. $7\frac{1}{2}$ mm., elytr. $5\frac{1}{2}$, lat. $1\frac{1}{2}$.

Differs from the preceding species in its much paler colour and smaller size; the thickened basal joints of the antennae are relatively more slender; the sixth and seventh joints are entirely luteous (the following joints are wanting). The lateral black fasciae of the prothorax very feeble; the scutellum shorter, its apex more truncate; the mesosternum and legs luteous; tarsi, metasternum, and abdomen brownish black. The brushlike tufts of the abdominal tubercles yellowish grey.

Hab. Knihu (A. Mocquereys, 1892).

Delagoa gen. nov.

Omnino singulis pilis longis vestita: tubercula antennifera fere nulla; oculorum lobi superiores parvi, late distantes; antennae articuli tertio quarto quinto apice spinosis; prothorax elongatus; elytra parallela, apicibus singulatim rotundatis; coxarum anticarum cavitates rotundatae, postice apertae; coxae anticae globulosae, processum prosternalem paulo superantes; femora clavata, postica segmentum quartum abdominale attingentia; tarsorum posteriorum articulus primus secundo parum longior; abdominis segmentum primum secundo tertia parte longius.

Allied to *Ceresium* Newm.

49. *Delagoa fenestrata* sp. nov.

(Pl. IX., fig. 2.)

D. rufo-testacea, omnino singulis pilis longis griseis tecta, subnitida. Vertex et prothorax reticulati; antennae nigrae, articulis quatuor primis grosse punctatis; prothorax elongatus, biconstrictus, lateribus medio-subrotundatus; scutellum griseo-pubesens; elytra dense grossissime punctata, nigra, singulo disco maculis duabus magnis testaceis, prima elongata ab basi usque ad medium se extendente, secunda anteapicali ovali; pedes nigri, femora medio testacea.

Long. 11 mm., elytr. $7\frac{1}{2}$, lat. $2\frac{1}{4}$.

Rufous brick red, somewhat shining, all parts clothed with single long grey

hairs. Antennae black, with a tint of brown; the four basal joints densely rugosely punctured. Prothorax half as long again as broad, reticulated, slightly biconstricted, the sides with very obtuse angles in the middle. Scutellum rufous, with the margins blackish. Elytra black, coarsely and rugosely punctuated, the anterior margin of the basal punctures somewhat raised, which gives the base a granular appearance; the punctures diminishing in size towards the apex. Each elytron has two large brick red maculae on the disc; the first is elongate and extends from behind the basal margin to the middle, the second anteapical and regularly elliptic. Prosternum transversely rugose, abdomen sparingly punctuated. Legs black, the middle of the femora rufous brick red, tarsi dark pitchy brown, with the two last joints paler.

Hab. Delagoa Bay.

Ceresida gen. nov.

♂♀. Caput inter antennas parum concavum; oculorum lobi superiores parvi late distantes; antennae (♂) corpore duplo, (♀) dimidio longiores, glabrae, articulis tertio, quarto, quinto intus subdentatis, tertio arenato et scapo duplo longiore; prothorax lateribus leviter rotundatus, disco deplanato; scutellum breve, subrotundato-truncatum; elytra versus apicem parum attenuata, apicibus singulatim rotundata; processus prosternalis lamelliformis, postice subverticalis, processus mesosternalis sat angustus; cavitates coxarum anticarum extus angulatae, postice apertae; femora clavata, postica (♂) abdominis apicem, seu (♀) segmenti tertii apicem attingentia.

To be placed before *Ceresium* Newm.

50. **Ceresida suturalis** sp. nov.

(Pl. IX., fig. 1.)

♂♀. *C.* ferruginea, femoribus medio rufis, pube brevissima vestita. Caput fere impunctatum; prothorax lateribus aequabiliter subrotundatus, ♂ latitudine quarta parte longior, ♀ longitudine latitudini aequali, disco fere plano; scutellum transversum, subtruncatum, nigricans; elytra sutura marginibusque externis nigricantibus, basi truncata, humeris prominulis rotundatis, irregulariter punctulata, singulum disco nervo conspicuo elevato instructum. Prosternum punctatum et (♂) transverse rugosum; metasternum lateribus punctatum; abdomen minutissime obsolete punctatum.

Long. 14 mm., elytr. 10, lat. $3\frac{1}{4}$.

Ferruginous, densely clothed with an extremely short and fine grey pubescence. Head with obsolete punctures on the vertex, chiefly in the ♀, the remainder impunctate; a fine middle sulcus not extending beyond the small upper lobes of the eyes. Scape of antennae granulate, the second joint relatively long. Prothorax finely punctured, about a quarter longer than broad and slightly biconstricted in the ♂, scarcely longer than broad and constricted only at the base in the ♀; the sides feebly rounded, the disc flattened. Scutellum black, a little broader than long, the sides rounded, and the apex feebly truncate. Elytra blackish brown at the suture and outer margins, punctulated, with the interstices much larger than the punctures; each elytron with a distinct raised nervule in the middle of the disc. Prosternum punctuated and transversely wrinkled all over (♂), or only in front (♀). Legs rufous, the base and tip of the femora and all tarsi dark brown.

Hab. Kulu (A. Mocquerys, 1892).

51. *Obriaccum fuscatum* Chevr.

There are some examples from Bogos (Abyssinia) which I have to refer to this species, as they pretty well agree with Chevrolat's type.

52. *Chlorotyse vesparia* Pasc.

Cape Colony.

Psebida gen. nov.

♀. Oculi parvi, minute emarginati; antennarum tubercula parva distantia; antennae corporis dimidio paulo longiores, scapo et articulo tertio aequalibus, quarto brevioribus, 6^o ad 10^{um} apice intus parum acutis; elytra fortiter abbreviata, singulum apice rotundatum; processus prosternalis fere nullus; coxarum anticarum cavitates extus valde angulatae, postice apertae, coxis subconicis; mesosternum inter coxas valde depressum; pedes antici breviores, postici elongati, femora clavata, tibiae posticae arcuatae, tarsi brevissimi; abdomen segmento primo magno, secundo, tertio, quarto villosa-fimbriatis, secundo et quarto medio impressis, tertio apice fortiter excavato.

Allied to *Psebidium* Pasc., from which it chiefly differs in the length of the antennal joints.

53. *Psebida flava* sp. nov.

(Pl. IX., fig. 3.)

♀. *Ps. flava*, villosa; omnibus tibiis, tarsis posticis antennisque (basi excepta) nigris; alis posticis atris basi luteis; prothorace longitudine vix latiore, postice leviter constricto, lateribus paulo rotundato, disco lateraliter inconspicue noduloso; elytris humeris carinatis.

Long. 14½ mm., elytr. 4½, lat. 3½.

Yellow with a tint of fulvous, clothed throughout with long erect hairs. Tip of mandibles black; head with a fine frontal sulcus, finely and rugosely punctured. Antennae black, the scape and second joint fulvous. Prothorax a little broader than long, truncate in front, constricted posteriorly, base slightly rounded before the scutellum; sides feebly rounded, disc uneven. Scutellum nearly as broad as long, with the apex rounded. Elytra not longer than head and prothorax together, covering only the base of the first abdominal segment: the shoulders have an acute carina. The first segment of the abdomen is large; the second, third, and fourth are villose, and fringed at the apical margin; the third is deeply and broadly excavated posteriorly; whilst the second and fourth segments have a broad impression. In this structure of the abdomen *Psebida flava* is similar to females of *Anisogaster* Deyr. Posterior tibiae black and curved, their extreme base fulvous. Hind tarsi dark brown above, yellowish brown underneath, with the claw joints fulvous.

Hab. Kuhl (A. Mocquereys, 1892).

NOTE.—Of the following genera belonging to Lacordaire's group *Callichromides*, I give some of the principal characters in order to show which forms I have referred in this paper to the different genera. I have to propose some new genera, as many of the new species do not fit in any of the genera hitherto known.

Eugoa Fährs. Type: *E. dalmanni* Fährs.

Cheeks a little dilated and prominent in front; antennae thick, much shorter than the body in both sexes, with the scape without toothlike process at the apex;

sides of the prothorax dilated, not toothed; elytra rather broad and flattened; anterior coxal cavities closed behind; femora not clavate, hind ones much shorter than the abdomen; tibiae without a sharp keel at the outside.

54. *Eugoa dalmanni* Fährs.

Delagoa Bay.

Omoptycha Qued. Type: *O. falckensteini* Qued.

Similar to *Eugoa*, but the antennary scape is toothed, and the anterior coxal cavities are open behind. *Male* with the dorsal part of the sixth abdominal segment conspicuous.

55. *Omoptycha clementsi* sp. nov.

(Pl. IX., fig. 5.)

♀. *O. nigro-cyanea*. Caput ochraceum; vertex niger; antennae ferruginae, versus apicem parum brunnescentes, scapo leviter arcuato, apice fortiter dentato, elytrorum apicem superantes. Mandibulae externe excavatae. Prothorax lateribus fortiter rotundato-dilatatus, niger, maculis tribus ochraceis, duabus ad latera, una parva media ante basim sita, disco trituberculato. Scutellum nigrum. Elytra cyanea, macula subhumerali ochracea, minute densiter crenulato-punctata, singulum obsolete tricostatum, costis postice abbreviatis. Sterna ferruginea, plagis nigris notata, pube lacte aurea vestita; abdomen nitidum, segmentorum apicibus pilis brunneis. Pedes flavo-ochracei. Partes nigrae et cyanae pube nigra, partes ochraceae pube flava vestitae.

Long. 44 mm., elytr. 33, lat. 11½.

Head ochraceous, vertex and tip of mandibles black. Mandibles strongly excavated exteriorly, the base of the inner edge strongly depressed. Antennae ochraceous, becoming brownish towards the apex, extending beyond the tip of the elytra; the scape finely punctuated and slightly arcuate, half as long as the third joint and about equal in length with the fourth. Prothorax black, constricted anteriorly and at the base; its front margin, as well as that of the prosternum, fringed with short yellow hairs; the sides strongly dilated, the dilated part rounded and bearing an ochraceous macula; disc with the anterior constriction deep and broad, and with three slightly raised nodosities, one at each side broad, and one in front of the scutellum smaller, the latter rufous. Scutellum black, narrow, and triangular. Elytra densely and finely shagreened, cyanous, with an ochraceous marginal spot underneath the shoulders; the sides parallel; each apex obliquely rounded; the shoulders are prominent, and their tips rounded; each elytron with three slightly raised broad stripes, abbreviated much before the apex, the intermediate the longest, the sutural the shortest. Prosternum black, with a large transverse ochraceous patch in front of the coxae. Mesosternum almost ochraceous, whilst the metasternum is ochraceous with a broad black band anteriorly, its epipleura and hind margin bordered with black. Abdomen cyanous, glossy, with few punctures, chiefly near the apical margin of the segments, these punctures giving origin to brown hairs; the fifth (last) segment much narrower than the fourth, its apex rounded. Legs pale ochraceous. The black and blue parts of the body—except the abdomen—are clothed with a black and short velvety pubescence; the velvety pubescence of the ochraceous maculae is of a rich golden colour.

Hab. Sierra Leone (Dr. Clements).

56. *Omoptycha mirabilis* sp. nov.

♂. O. nigro-cyanea. Caput testaceum, vertice nigro. antice transverse impressum, non excavatum. Antennae testaceae, scapo vix arcuato, apice dentato. Prothorax niger, lateribus fortiter dilatatis, parte dilatata antice abrupte constricta, prominente, antice et postice constrictus; disco postice elevato, medio carinato. Scutellum nigrum, triangulare. Elytra prothorace paulo latiora, parallela, apicibus oblique rotundatis, singulum leviter tricarinatum; minute punctato-chagrinata, epipleuris antice parum rufescentibus. Prosternum nigrum, margine antico ferrugineo, densiter punctato-chagrinatum; mesosternum nigrum, medio ochraceum; metasternum ochraceum, antice et lateraliter pro maxima parte nigrum. Abdomen grossissime punctatum, segmento quinto emarginato, sexto parte dorsali brevi rotundata, quinto et sexto ferrugineis. Pedes testacei. Nigro-velutina, sternorum partes ochraceae pube flava vestitae.

Long. 35 mm., elytr. 25, lat. 8 $\frac{3}{4}$.

Head brick red, with the vertex and tip of mandibles black; transversely impressed behind the epistome, which is somewhat elevated; the front nearly plain, not densely but rather strongly punctured; the antennary tubercles finely shagreened. Mandibles covered with dense elongate punctures at the outside. Antennae—broken at the sixth joint in our specimen—testaceous, the scape scarcely arcuate and not densely punctuated, with a very feeble longitudinal groove. Prothorax black, constricted in front and at the base, the front constriction deep and broad on the upperside; the base with a deep transverse groove; the disc elevated in front of this groove, its middle carinate; the sides of the prothorax strongly dilated, the dilated part straight in the middle, oblique posteriorly, and strongly produced in front into a rounded lobe. Scutellum triangular and narrow, black, its margins slightly pitchy brown. Elytra cyaneous, the outer margins in front narrowly bordered with ferruginous; finely shagreened; each elytron has three raised lines, the intermediate of which extends to the obliquely rounded apex. Prosternum strongly punctate-shagreened, like the dilated part of the sides of the prothorax; black, with the front margin ferruginous; mesosternum blackish, with a brick red macula in the middle; metasternum ferruginous, its front portion and sides nearly black. Abdomen bluish black, somewhat shining, with the fifth and sixth segments ferruginous; the punctures are very coarse, and confluent here and there; the fifth segment broadly but not deeply emarginate, the dorsal part of the sixth small and rounded. Legs testaceous. Body above clothed with a short black velvety pubescence; the yellowish maculae of the metasternum covered with a silky yellow pubescence.

Hab. One specimen labelled "West Africa."

Mecosaspis Thoms. Type: *M. violacea* Thoms.

Muzzle elongate and triangular; antennae thick, almost reaching the tip of the elytra; sides of prothorax with a conical tooth; scutellum long; elytra narrowed behind; anterior coxal cavities closed posteriorly; prosternal process tubercled behind; four anterior femora clavate, sinuate at the apex or toothed, hind ones slender, toothed or not; four anterior tibiae sharply carinate.

57. *Mecosaspis atripennis* (Hope).

Senegal, Sierra Leone, Gold Coast

✓ 58. *Mecosaspis magnifica* sp. nov.

(Pl. IX., fig. 6.)

♀. *M. cyanea*, capite, prothorace, elytrorum basi nigro-velutina; antennis nigris; palpis pedibusque flavis; abdomine aenescente; meso- et metasterno et abdomine pube lacte aurea vestitis. Elytra punctulata; femora postica elongata, dentata, elytrorum apicem superantia.

Long. 35 mm., elytr. 25, lat. 9.

Rich blue, head (save the front), prothorax, and base of elytra very closely covered with a black velvety pubescence. Mandibles very long; antennae black, not quite reaching the apex of the elytra. The prothorax almost of the same shape and structure as that of *M. atripennis* (Hope). Scutellum not very long, with a few ridges only. Elytra extremely minutely and densely punctulated on the pubescent basal part, the rest with a much sparser and stronger punctuation. Tubercle of the prosternal process very strong; the remainder of the under surface brassy, clothed with a rich golden pubescence. Legs yellow, the posterior ones very slender; hind femora slightly but distinctly toothed near the apex, extending beyond the tip of the elytra.

Hab. "Afr. occ."

✓ 59. *Mecosaspis chalybeata* White).

Gold Coast.

Callichroma chalybeatum White (*Longic.* VII. 1., p. 159) is a true *Mecosaspis*, and has the priority over *Mecosaspis chalybeata* Thoms. If the latter really belongs to this genus, it has to be renamed.

60. *Mecosaspis violacea* Thoms.

Two specimens from Cameroons, which I refer to this species, have the upper side glossy black, tinged with olive green.

✓ 61. *Mecosaspis croesus* Bates.

Sierra Leone.

62. *Mecosaspis rugosa* sp. nov.

♂. *M. violacea*, antennis pedibusque nigris. Caput sparsim minute punctulatum, vertice inter oculos laeve. Prothorax fere laevis, disco sparsim punctulatus, lateribus fortiter sat acute tuberculatus, supra postice utrinque impressus, impressionibus transverse dispositis, post impressiones plicatura sat fortiter elevata, linea media pone constrictionem anticam impressa. Scutellum basi laeve, dein plicatum. Elytra sparsim punctulata, densiter rugosa, fere coriacea. Infra sparsim, tarsi densiter albo-cinereo-sericantes; abdominis segmentum sextum lateribus parum rotundatum, apice truncatum, leviter emarginatum.

Long. 30 mm., elytr. 20, lat. 8.

The blue colour changing into greenish blue here and there; the tubercle of the broad process of the prosternum rather small.

Hab. Gold Coast.

Allied to *M. violacea* Thoms., from which it may be easily differentiated by the strongly rugulose elytra, its shorter shape, and its small prosternal tubercle.

63. *Mecosaspis viridis* sp. nov.

♀. *M. viridis*, subtus parum aurata, prothorace elytrisque (fascia longitudinali in disci medio excepta) sparsatim nigro-velutina. Caput frontis medio sparsissime punctatum, fere laevi, antennarum tuberculis densiter minute punctulatis : antennae nigrae, elytrorum apicem fere attingentes. Prothorax fortiter biconstrictus ; disco elevato plano, antice posticeque verticaliter declivi, minute punctulato, linea angusta media antice impressa laevi ; lateribus postice paulo transverse plicatis, dente laterali et spatio circumdentali laevibus ; constrictione postica in medio uniplicata. Scutellum elongatum, multiplicatum. Elytra dense minute punctata. Processus prosternalis fortiter tuberculatus. Metasternum et abdomen punctis singulis grossis instructa, praeterea densiter minutissime punctulata. Pedes nigri, femora postica ante apicem emarginata, abdominis apicem paulo superantia.

Long. 30 mm., elytr. 20, lat. $8\frac{1}{2}$.

Differs from *M. chrysoaster* Bates, its nearest allied species, chiefly in the much finer punctuation of the head, in the prothorax transversely plicate at the sides posteriorly, and in the colour being of a much less golden tint.

Hab. Congo (without exact locality).

64. *Mecosaspis rufipes* sp. nov.

♀. *M. cyanea*, antennis pedibusque rufis, supra sparsissime nigro-pubescentis. Caput tuberculis antenniferis verticeque dense minutissime, epistomate fortius sed sparsius punctatum. Antennae corpore quinta parte breviores. Prothorax lateribus fortiter tuberculatus, tuberculo apice subrotundato ; disco subplanato, dense minutissime punctulato, postice lateraliter transverse irregulariter plicato, linea media antice impressa postice fere laevi instructo ; spatio circum tuberculum laterale sparsissime punctulato fere laevi ; constrictione basali laevi. Scutellum sat breve, basi punctulatum et transverse rugulosum, dimidio apicali transverse plicatum. Elytra minute punctulata ; punctis ad latera, ad basim juxta humeros, pone basim ad saturam sat densis, in disco multo sparsioribus, lateribus praeterea tenuiter strigulosus. Sterna et abdominis latera subtiliter griseo-pubescentia ; segmentum quintum abdominale subtruncatum, angulis rotundatis. Processus prosternalis postice conspicue tuberculatus. Femora quatuor antica clavata, ad apicem fortiter sinnata, subdentata ; pedes postici densiter minute punctulati, fulvo-pubescentes, femoribus elytrorum apicem non attingentibus, ad apicem vix sinnatis, tarsis posticis griseo-pubescentibus.

Long. 29 mm., elytr. 18, lat. 7.

Antennary tubercles, vertex, prothorax, and elytra (save a longitudinal discal area) clothed with a rather sparse black velvety pubescence. Legs rufous, tip of the femora, and the tarsi for the most part rufous brown. Antennae clothed with a fulvous pubescence which passes into a blackish colour viewed from different sides.

Hab. Gold Coast.

Its nearest allied species is *M. atripennis* (Hope), from which it is distinguished — besides colour and pubescence — by the strong but blunt lateral tubercle of the prothorax, the shorter mandibles, shorter elytra, and shorter hind femora.

Cumaltera gen. nov. Type: *C. robusta* sp. nov.

Allied to *Mecosaspis* Thoms., but the scutellum is short, the hind femora are much shorter than in *Mecosaspis*, and all femora are strongly toothed.

65. **Cumaltera robusta** sp. nov.

♀. *C. viridis*, caernlescens, antennis pedibusque nigris, femoribus medio rufis, tarsis argenteo-pilosis. Frons fortiter impressa, inaequalis, vertex medio laevis, postice minute punctulatus, sparsim nigro-velutinus. Prothorax fortiter bisulcato-constrictus, disco elevato, convexo, postice lateraliter abrupto, utrinque parum nigro-velutino et minutissime densissime punctulato; linea media glabra nitida, sparsim ruguloso-punctulata, antice impressa; lateribus dente magno acuto, ante dentem plicatura valde obsoleta instructis, circum dentem glabris, laevibus; constrictione antica laevi, postica irregulariter triplicata. Scutellum apice plicatum, linea media profunde impressa. Elytra humeris prominulis, valde rotundatis, fortiter sed non dense transverse punctato-rugosa, singulum in basis medio, sub humeros, ad suturam post medium sparsim nigro-velutinum et minutissime punctulatum. Sterna abdominisque latera breviter argenteo-pubescentia.

Long. 44 mm., elytr. 31, lat. 12.

Green, upper surface tinged with blue, under surface with a tint of golden colour. Front anteriorly rather deeply impressed; without a transverse line behind the epistome; the longitudinal median groove not extending beyond the anterior margin of the eyes; the punctuation rather sparse and fine, finest and dense on the antennary tubercles, except at their tip, which is nearly smooth. Vertex smooth in the middle, finely punctured and pubescent posteriorly. Antennae black, reaching the middle of the elytra. Prothorax strongly constricted in front and at the base; the front constriction smooth, the posterior one with three abbreviated carinae, one above in the middle and one at each side, nearly touching the first with the discal portion; the lateral teeth strong and acute, with an obsolete fold in front of them; the tubercles as well as the space surrounding them shining and smooth, with a very few punctures only; disc elevated, convex, extremely finely punctuated, and clothed with a thin black velvety pubescence; its median line glabrous, shining, and impressed in front, with some obsolete wrinkles and punctures; the hind margin of the disc vertical at the sides before the basal constriction. Scutellum triangular, with a deep longitudinal groove; sides with some coarse punctures, apex transversely wrinkled. Elytra anteriorly much broader than the base of the prothorax, narrowed behind, transversely rugosely punctulated; the shoulders prominent and rounded; a very narrow sutural area, extending from before the middle to near the apex, tinged with blue, very finely punctulated and thinly clothed with a fine black pubescence; each elytron has also a black pubescence and a minute punctuation in the middle of the base and underneath the shoulders. Under surface minutely punctulated. Prosternum violet in the middle, with some transverse wrinkles; metasternum with a few larger punctures. Sterna and sides of the abdomen clothed with a silvery pubescence. Legs black, middle of the femora rufous, tarsi silvery white.

Hab. Congo (without exact locality).

Synaptola Bates. Type: *S. brevicornis* Bates.

Allied to *Mecosaspis* Thoms. Antennae short in both sexes; sides of prothorax rounded or bluntly tubercled, not toothed; scutellum short; elytra convex; prosternal process tubercled behind or evenly arched; all femora strongly toothed,

66. *Synaptola brevicornis* Bates.

Sierra Leone.

Three specimens are greenish blue tinged with purple, two entirely green.

67. *Synaptola brevis* sp. nov. ✓

♂. *S. viridis*, subnitens, antennis pedibusque nigris, corpore infra et tarsi pube argentea vestitis. Caput dense ruguloso-punctatum, antennarum tuberculis densius minutius punctatis. Prothorax tuberculo laterali valde rotundato, sine dentis vestigio, biconstrictus, constrictione antica supra obsoleta, basali vix plicata, densiter minute ruguloso-punctulatus; linea disci media et impressione laterali supra tuberculum fere laevibus, nitidis. Scutellum rugatum, sparsissime punctatum, medio laeve. Elytra omnino dense ruguloso-punctata, punctis ad basim parum minoribus. Processus prosterni aequaliter arenatus. Corpus infra minutissime densiter punctulatum, singulis punctis grossis.

Long. 25 mm., elytr. 16, lat. 6.

Distinguished from the other species of this genus by its uniformly green colour, which has only a very slight tint of blue, by its black antennae and legs, the silvery pubescence of the tarsi and under surface, by the shape of the prothorax, and the evenly rounded process of the prosternum.

Hab. Sierra Leone (Dr. Clements) and Gold Coast.

68. *Synaptola minor* sp. nov.

♂. *S. brevis* forma et colore simillima, sed differt corpore minore, sparsius punctato, processu prosternali postice nigro valde convexo, fere tuberculato.

Long. 20 mm., elytr. 12, lat. 5.

The punctuation of the prothorax, and of the base and sutural part of the elytra sparser than in *S. brevis*; the scutellum smooth; abdominal segments scarcely punctured in the middle; prosternum convex, its process raised in the middle line, convex posteriorly and nearly forming a tubercle.

Hab. Gold Coast.

69. *Synaptola pubiventris* sp. nov. ✓

♂. *S. cyaneo-viridis*, antennis pedibusque nigris, femoribus quatuor anticis medio rubro-testaceis, tarsi posticis argenteo-pilosis. Prothorax biconstrictus, lateribus paucis punctis instructis, valde rotundato-dilatatus, sine tuberculo, dorso leviter transverse rugulosus et punctatus, sparsim nigro-velutinus; linea mediana vix glabra et laevi. Scutellum triangulare, antice punctulatum, basi medio laeve, postice transverse rugosum. Elytra confertissime punctulata, sparsim nigro-velutina. Prosternum transverse rugosum, postice tuberculo distincto tumido. Abdominis segmenta postice emarginata. Infra pube longa griseo-lutea vestita. Femora fortiter dentata, minute sparsim punctulata.

Long. 24 mm., elytr. 15, lat. 6.

Bluish green, with a tint of golden on the under surface. Head elongate; cheeks before the eyes, and the front punctulated; forefront notched in the middle; vertex transversely rugosely punctulated, with a very small and narrow smooth space between the eyes, clothed with a thin black velvety pubescence like the prothorax and elytra. Antennae black, not quite reaching the tip of the elytra; third joint as long as the fourth and fifth together. Prothorax slightly constricted in front, strongly at the base; sides dilated and rounded, nearly impunctate, without

tubercle; disc somewhat elevated, plain in the middle, vertically declivous in front of the basal constriction, finely transversely rugulose and punctulated; the central line somewhat glabrous, but not quite smooth. Scutellum triangular, punctured, middle of its base impunctate, apex with transverse wrinkles. Elytra densely rugosely punctulated. Prosternum punctulated and transversely rugose, its process strongly convex posteriorly, and forming a broad and blunt tubercle. Under surface clothed with long buff grey hairs, which are dense at the apex of the abdominal segments. The latter emarginate. Legs black, middle of the minutely punctured femora brick red, hind tarsi silvery pubescent.

Hab. Kuilu (A. Moequerys, 1892).

Differs from *S. armipes* Bates in the shape and sculpture of the prothorax, in the process of the prosternum, pubescence of the under surface, and in the form of the abdominal segments.

70. *Synaptola rugulosa* Bates.

Kuilu.

Philematium Thomson. Type: *Cerambyx femoralis* Oliv.

Similar to *Callichroma* Serv.; but all femora sinuate at the apex, and the prosternal process convex or tubercled behind.

71. *Philematium imperator* Thoms.

Upper Congo.

72. *Philematium mocquerysi* sp. nov.

♂. Ph. cyaneo-viride, antennis pedibusque nigris, femoribus (basi apiceque exceptis) rufis, tarsis argenteis. Supra sparsim nigro-pubescent, infra griseo-sericans. Antennarum tuberes dense minute punctulati. Prothorax biconstrictus; disco elevato medio plano, antice posticeque verticaliter declivi, subtiliter punctulato, lateraliter postice transverse plicato; linea media antice impressa laevi; lateribus dente acuto et plicatura magna, laevibus, ante dentem paucis punctis, instructis; constrictione basali dorsaliter uniplicata. Scutellum transverse plicatum, triangulare. Elytra minute transverse punctulato-rugulosa, antice ad suturam spatio minus rugoso. Femora omnia acute dentata.

Long. 26 mm., elytr. 16, lat. 7.

Varies from bluish green to greenish blue, with the under surface greener. Pubescence of the upperside short, thin and velvety black; that of the underside denser and silvery grey. Antennae and legs black, femora—except their base and tip—rufous, tarsi silvery grey. Head transversely impressed in front of the eyes, rather coarsely punctured; antennary tubers somewhat depressed, finely and densely punctulated; the punctation stronger in one specimen. Lateral tooth of the prothorax and the fold in front of it nearly impunctate; disc elevate, its centre almost plain, finely punctulated, transversely wrinkled laterally and posteriorly; basal constriction uncarinate in the middle. Scutellum triangular, irregularly punctured and transversely wrinkled. Elytra very densely transversely punctulate-rugose, the ridges a little less dense and somewhat stronger behind the scutellum. Prosternal process with a slight but distinct tubercle posteriorly. All femora sharply toothed near the apex.

Hab. Kuilu (A. Moequerys, 1892).

72. *Philematium longiceps* sp. nov.

♂. *Ph. viride*, infra aureo-nitens, antennis pedibusque rufis; mandibulis fortiter elongatis (ut in genere *Mecosaspis* Thoms.); fronte antice rugata, postice minutissime punctulata; prothorace supra et ante dentem lateralem impresso et laevi, disco postice transverse plicato, antice ruguloso, et utrinque ad lineam mediam parum gibboso, constrictione basali multiplicata; scutello longitudinaliter rugoso, punctulato, triangulare, apice obtuso; elytris sutura flavo-griseo-escensibus, creberrime ruguloso-punctatis, post scutellum sat rugosis; corpore infra pube lutea vestito, processu prosternali postice medio convexo, fere tuberculato, abdomine segmentis 4°, 5°, 6° late sed non profunde emarginatis, femoribus fortiter dentatis, posticis abdominis apicem minime superantibus.

Long. 25 mm., elytr. 15, lat. 6.

Head long, reminding one of *Mecosaspis* Thoms., with strong punctures and irregular wrinkles on the anterior part of the front, finely and densely punctured between the eyes. Sides of the prothorax nearly impunctate, with a few wrinkles; a curved groove above and in front of the sharp lateral tooth entirely smooth and shining; disc somewhat gibbous at each side close to the anterior constriction, transversely wrinkled, these wrinkles feeble and irregular in front, regular and strong towards the base. Prothorax above at each side, and elytra clothed with a thin black pubescence; suture with a yellowish grey pubescence. Tibiae and tarsi covered with an ochraceous pile.

Hab. Sierra Leone.

Distinguished from the other species of this genus by its elongate head, and its entirely rufous antennae and legs.

Callichroma Serv. (nec Latr.).* Type: *Cerambyx saturalis* Fabr.

Antennae slender, longer than the body, at least in the *male*; prothorax laterally toothed or not so; scutellum short; prosternal process regularly arched; four anterior femora clavate or subclavate, hind femora slender, not sinuate at the apex; four anterior tibiae, or all tibiae carinate; sixth abdominal segment of the *male* conspicuous, sometimes rather long.

Some of the species hitherto referred to *Callichroma*, do not fit into the genus—for example, *C. cupreum* Fahr., *C. guinzii* White—and had better be separated. Bates, Gahan, and other excellent specialists pointed out the following species, standing in the Munich Catalogue under *Callichroma*, as belonging to other genera: *calcaratum* Chev. is a *Philematium*, *chalybeatum* White a *Mecosaspis*, *curviro* White a *Philematium*, *fabricii* Schönh. an *Oxyprosopus*, *goryi* White is a true *Callichroma*, and synonym with *Philematium hottentottum* Buq., *lactum* Hope is a *Mecosaspis*, *noxenum* White an *Aphrodisium*, *speciosum* Dalm. an *Oxyprosopus*, and *virens* L. (from Africa occ., not from Amer. mer.) a *Philematium*.

74. **Callichroma afrum** (L.).

Sierra Leone, Gold Coast, and Cameroons.

One female specimen from the Gold Coast differs from the other examples I have seen, in having the colour of the antennae and legs pale rufous, and the wrinkling of the prothorax quite obsolete in the middle. I propose to name this form *Callichroma afrum* ab. *obsoletum*.

* Type of Latreille's genus *Callichroma* is *Cerambyx (Aramia) moschatus* L.

75. *Callichroma concentricale* sp. nov.

♂. *C. afrum* (L.) simillimum, sed differt colore supra obscuriore, infra fortius aurato, abdomine densiter brunneo-sericante; prothorace plicaturis disci curvatis, anticis concentricilibus.

Long. 22 mm., elytr. 14½, lat. 5.

Prothorax less golden and shining than in *C. afrum* (L.), elytra darker, their punctuation a little stronger, the under surface—especially of the abdomen—more golden than in *C. afrum*, and very densely clothed with a rather long silky brown pubescence. The wrinkling of the prothorax is of a peculiar form. The whole of the disc is densely transversely plicate, the wrinkles almost straight at the front margin, and close to the basal constriction; the remaining wrinkles concentrically surrounding two small tubercles behind the anterior constriction. Of these wrinkles the innermost are circular, the external becoming more and more elliptic. In *C. afrum* (L.) the wrinkles are all transverse, even those behind the anterior constriction. As I have been able to examine about one hundred specimens of *C. concentricale*, all of them having the same structure of the prothorax, I have no doubt that *C. concentricale* is a distinct species.

Hab. Niulu (A. Mocquereys, 1892) and Loanda.

76. *Callichroma chrysogramma* Chev.

Niulu.

77. *Callichroma piliventris* Bates.

Niulu, Gaboon.

78. *Callichroma socius* sp. nov.

♀. *C. atreoviride*. Genis ante oculos paucè punctulatis; fronte sparsatim punctulata, antice depressa et transverse rugata; antennis nigris, scapo fere cylindrico, rugoso-punctato. Prothorace valde dentato, ante dentem plicatura distincta instructo, biconstricto, lateribus laevibus, supra ad marginem anticum transverse plicato; disco medio parum planato, postice utrinque elevato, verticaliter declivi ad constrictionem basalem, obsolete transverse rugoso, medio punctulato-ruguloso, pube nigra sparsa vestito, linea media glabra antice laeviter impressa, basi fortiter unicarinata. Scutello triangulare, sparsim rugoso-punctato; elytris pube nigra, ad suturam flava, vestitis, minutissime densiter ruguloso-punctulatis, juxta scutellum spatio glabro rugoso. Infra subtiliter griseo-pubescentis, abdomine sparsis pilis longis; pedibus nigris, femorum medio rufis.

Long. 24 mm., elytr. 15, lat. 5½.

This is one of the species which are allied to *C. piliventris* Bates, in having the middle of the black femora rufous and the abdomen—besides the usual fine and short pubescence—clothed with longer hairs. The shape of the prothorax is nearly like that of *C. afrum* (L.); the hind part of the disc is elevated, forming a fold at each side close to the basal constriction; this fold is vertical posteriorly.

Hab. Cameroons (2 ♀).

79. *Callichroma cranchi* White.

Niulu and Loanda.

80. *Callichroma virescens* sp. nov.

♂. *C. viride*, infra sat auratum; antennis nigris; pedibus rufis. Caput rugose punctatum, inter oculos paucis striis longitudinalibus instructum. Prothorax biconstrictus, disco postice verticaliter declivi, irregulariter transverse strigosus, in disci medio sine striis, sed minute punctulatus: dente laterali et plicatura ante eum haevibus; sulco basali multiplicato. Elytra subtilissime ruguloso-punctulata, distincte undulata, vix nigro-velutina. Subtus sparsim griseo-pubescentis.

Long. 30 mm., elytr. 20, lat. 8.

Green, above slightly, underneath more strongly tinged with golden. Antennae black, legs rufous, upper surface sparingly clothed with a fine and short black pubescence, underside with a whitish grey pubescence. Head deeply impressed in front, irregularly and rugosely punctured, with some longitudinal wrinkles at the antennary tubers; cheeks striate, with a finely punctulated space near the base of the mandibles. Prothorax biconstricted; basal constriction with many striae, the centre one of which forms a rather sharp carina; disc transversely plicate, the striae regular close to the basal constriction, more irregular at the sides and in front, whilst the middle of the disc has only short and entirely irregular wrinkles and very fine punctures; sides of the prothorax also somewhat wrinkled, but the lateral tooth and fold smooth. Elytra exceedingly finely punctulated and rugulose, the punctures more or less confluent, with some more conspicuous wrinkles near the scutellum; there are many slight impressions which give the elytra an undulating appearance. Under surface finely punctulated, with some striae at the anterior margin of the prosternum, and with some larger punctures in front of the hind coxae. Sixth segment of the abdomen conical, its extreme base rufous.

Hab. Gold Coast (1♂).

Allied to *C. cranchi* White, but the colour is much greener, the pubescence much sparser; the sculpture of the prothorax and the colour of the last abdominal segment are also different.

81. *Callichroma rufipes* Kolbe.

Gold Coast (many examples).

82. *Callichroma fuligineum* Gahan.

Bogos, Abyssinia (10 specimens).

83. *Callichroma prolixum* Bates.

Kuili, Lower and Upper Congo. In one ♀ the whole of the disc of the prothorax is regularly plicate.

84. *Callichroma collare* sp. nov. ✓

(Pl. IX., fig. 7.)

♂♀. *C. laete* auratum; vertice, prothoracis parte antica, elytrorum lateribus et basi, antennis pedibusque violaceis, tarsis posticis argenteis. Caput minute punctatum, fronte fortissime impressum, genis rugulose striatum. Prothorax fortiter dentatus, plicatura laterali valida instructus, disco medio bituberculatus, postice regulariter transverse plicatus. Scutellum linea mediana impressa, punctulatum, postice rugatum, nitidum. Elytra subtilissime rugulose punctulata. Infra minutissime punctulatum, argenteo-pubescentis, femora punctis minutis instructa.

Long. 39 mm., elytr. 20, lat. 6½.

Head finely punctulated; forefront green, shining, somewhat rugulose; vertex violet, with a green smooth space between the upper lobes of the eyes. Antennae blackish blue, scape rather smooth, notched at the base, third joint much longer than the fourth. Nearly the whole of the disc of the prothorax dark blue, the sides and base golden and glossy; anterior and basal constrictions deep; lateral tooth and fold strong; disc regularly transversely wrinkled, with two smooth tubercles behind the anterior constriction, with the space between also smooth; basal groove with one acute carina. Scutellum golden, shining, slightly rugulose, its middle line impressed. Elytra golden green, scarcely shining, the green colour of the sutural part gradually shading off into dark blue at the sides and apex; finely rugosely punctulated. Body beneath golden, minutely punctulated, clothed with a fine silvery pubescence. Head underneath with straight transverse striae. Legs blue, femora finely punctured, hind tarsi white; posterior femora extending a little beyond the tip of the elytra in both sexes. Last abdominal segment of the *male* rather small, its dorsal part rounded at the sides, fifth segment faintly emarginate.

Hab. Kuilu (A. Mocquerys, 1892).

85. *Callichroma discoidale* Bates.

Kuilu and Cameroons.

86. *Callichroma imitator* sp. nov.

♀. *C. infra* aureo-viride, albo-griseo-sericans. Caput viridi-igneum, splendens, irregulariter ruguloso-punctatum. Antennae sat validae, nigrae, scapo violaceo fortissime rugoso-punctato. Prothorax igneus, nitidus, regulariter transverse plicatus; disco ante medium spatio fere laevi pauce punctato; biconstrictus, lateribus valde dentatus. Scutellum viride, punctulatum. Elytra violaceo-nigra, sutura viridi-micantia, confertissime minime ruguloso-punctata. Infra densiter subtilissime punctulatum, pedibus cyaneis.

Long. 31 mm., elytr. 21, lat. 6½.

Head igneous, glossy, tinged with green on the epistome and antennary tubers, irregularly punctuated, the impressed part of the front almost smooth, vertex also punctured, somewhat rugose between the upper lobes of the eyes. Antennae rather thick, extending far beyond the tip of the elytra, black, the scape bluish and very rugose. Prothorax bright igneous, very glossy, regularly plicate; a rather small space on the disc before the middle nearly smooth, with a few punctures; basal constriction with three or four wrinkles. Scutellum green, rugosely punctulated at the sides. Elytra bluish black, suture rather narrowly bordered with bluish green. Body beneath golden green, clothed all over with a fine whitish grey silky pubescence. Legs blue; apex of the anterior and intermediate tibiae, and tarsi covered with a brownish pubescence.

Hab. Gold Coast.

Its nearest allied species is *C. salcatulum* White, which has likewise the head and prothorax igneous, and the elytra bluish black with the suture green; but *C. salcatulum* is less robust than *C. imitator*, the lateral teeth of the prothorax are shorter and the structure of the latter is different.

87. *Callichroma tricolor* sp. nov. ✓

♂. *C. elongatum*, viridi-aureum; capite, prothoracis parte antica, scapo, elytrorum lateribus pedibusque violaceis aut nigro-violaceis. Caput rugulose punctatum, fronte fortiter transverse impressum, impressione laevi. Scapus antennarum valde rugosus. Prothorax lateraliter et ad basin igneus, biconstrictus; lateribus modice dentatis, laevibus; disco regulariter transverse plicato, anticae laevi. Scutellum igneum, dense subtiliter transverse rugulosum. Elytra angusta, prothorace vix latiora, subtilissime ruguloso-punctulata; parte suturali lata violaceo-viridi. Infra minutissime punctulatum, singulis punctis grossis instructum, griseo-albo-sericeum. Femora quatuor antica subtus fortiter rugosa, postica minute punctulata.

Long. 25 mm., elytr. 17, lat. $4\frac{1}{2}$.

In coloration somewhat recalling *Euporus strangulatus* Serv.

Allied to *C. sulcatulum* White, as well as to *C. imitator* sp. nov.; distinguished from both species by its peculiar coloration, slender shape, strongly rugose antennary scape, and by the sculpture of the prothorax.

Hab. Lukolele (Upper Congo).

88. *Callichroma sulcatulum* White.

Sierra Leone.

89. *Callichroma micans* Hope.

Cape Coast Castle.

90. *Callichroma coloratum* sp. nov. ✓

♂♀. *C. varicolor*, capite, prothorace scutelloque splendens. Caput fronte parum longitudinaliter strigulosum et paucè punctulatum, aut fere laeve, vertice inter oculos laeve, sulco mediano anticae et posticae abbreviato. Antennae nigrae aut violaceo-nigrae, scapo rugose punctato, apice subdentato. Prothorax lateribus fere laevis, dente laterali sat parvo et acuto, plicatura ante dentem obsoleta, supra omnino regulariter transverse striatus, post medium spatium triangulare laevi instructus. Scutellum sparsim punctulatum. Elytra densiter aequabiliter transverse ruguloso-punctulata. Pedes nigro-violacei, tarsis nigris, femoribus dense punctatis. Infra subtiliter griseo-argenteo-pubescentis.

Colore varians:

1. Capite et prothorace auratis, scutello aeneo-viridi, elytris laete purpureis (type).
2. Capite, prothorace scutelloque aeneo-viridibus, elytris nigro-caeruleis, lateribus apiceque nigro-violaceo-purpureis.
3. Capite prothoraceque igneis, scutello aurato, elytris laete viridi-caerulescentibus, lateribus et apice violaceis.
4. Capite purpureo-obscuro-viridescente, prothorace nigro, lateribus purpurascens, scutello igneo-aurato, elytris viridibus, apice violaceo-nigris.

Long. 20 $\frac{1}{2}$ mm., elytr. 15, lat. $4\frac{3}{4}$.

The smooth area of the prothorax varies in size; in two *males* it extends from the base to the anterior constriction, in other specimens it reaches only the middle of the disc. Head and prothorax usually very glossy, but in one specimen the prothorax without gloss. The prosternum has a fine and dense punctation, and some transverse wrinkles; the punctured area is limited at the sides by a regularly curved impressed line in the *male*.

Allied to *C. episcopale* Chev., from which it differs—inter alia—in having the

sides of the prothorax and a triangular area on the disc smooth. From *C. chrysoaspis* Bates it may be distinguished by its smaller size, its coloration, and the silvery grey pubescence of the under surface.

Hab. Kuilu, Gaboon, and Ogowe R. (A. Mocquerys).

91. *Callichroma edentulum* sp. nov.

(Pl. IX., fig. 8.)

♂ ♀. *C. viride*, parum caerulescens, capite et prothorace paulo auratum. Caput fronte longitudinaliter et antice paulo transverse strigulosum; tuberculis antenniferis postice laevibus; antennae nigrae, scapo rugoso, apice acute subdentato. Prothorax elongatus, lateribus tuberculo sat obtuso laevi instructus, edentatus, omnino regulariter transverse striatus, disci medio singulis striis longitudinalibus. Scutellum punctatum, medio linea laevi. Elytra caerulescentia, lateraliter violacea, sutura ab quinto parte antica usque ad apicem late sat sparsatim griseo-flavo-pubescentia. Prosternum minute punctulatum, parum transverse rugulosum. *Mavis* segmentum sextum abdominale parum rufum, quintum emarginatum. Infra subtiliter albo-sericeus. Pedes nigri, femoribus infra rugulose punctatis.

Long. 17½ mm., elytr. 11. lat. 3½.

Head bluish green, transversely depressed and somewhat wrinkled behind the epistome, the median sulcus ending at this groove; the declivous part of the front longitudinally striate, posterior side of the antennary tubers smooth. Antennae black, scape rugosely punctured, with a rather produced and acute tooth at the apex; third joint longer than the fourth. Prothorax green, slightly tinged with golden, somewhat shining like head and scutellum; broadest behind the middle, the basal constriction especially strong; sides swollen and smooth in the middle, without a tooth; upperside with regular transverse ridges all over, some of which—chiefly some of the posterior ones—are curved in the middle and run along the central line. Scutellum green, punctured, with a smooth middle line. Elytra darker green, the sides broadly bordered with violet, especially towards the apex; the suture rather broadly clothed with a fine thin yellowish pubescence, except at the basal fifth; this pubescent area somewhat undulated with many oblique and feeble impressions. Body beneath green, tinged with blue, clothed with a short grey silvery pubescence, abdominal segments with some long hairs. Prosternum transversely rugose. Sixth abdominal segment of the *male* short, rufous, fifth slightly emarginate. Legs black, femora beneath coarsely and rugosely punctured; hind tibiae with a long carina, as the four anterior ones.

Hab. Kuilu (A. Mocquerys, 1892).

Allied to *C. episcopale* Chev. It may at once be distinguished from *C. episcopale* and its congeners by the form of the antennal scape, and by peculiar shape and wrinkling of the prothorax.

Cloniophorus Qued. Type: *Cl. mechori* Qued.

Antennae slender, surpassing the tip of the elytra in both sexes, scape short and thick, toothed at the apex. Prothorax toothed at the sides. All femora strongly clavate, or hind femora less so, the latter longer than the abdomen; four anterior tibiae carinate; anterior coxal cavities closed behind.

92. *Cloniophorus aurifer* sp. nov.

(Pl. IX., fig. 10.)

♂ ♀. Very closely allied to *Cl. mechori* Qued., from which it differs in the following characters: middle of the front without longitudinal wrinkles, vertex entirely smooth in the middle, the discal impunctate area of the prothorax extending far beyond the middle, the golden sutural macula of the elytra much shorter than in *Cl. mechori*, with its anterior margin nearly straight; the four anterior femora are rather coarsely granulated.

Hab. Kuiu (A. Mocquers, 1892).

93. *Cloniophorus tricolor* sp. nov.

(Pl. IX., fig. 9.)

♂ ♀. *Cl.* infra aureo-viridis; capite, antennis pedisque cyaneis; prothorace aurato-viridi, antice purpureo-violaceo-nitido; elytris violaceis, plaga magna suturali viridescente. Frons longitudinaliter irregulariter rugoso-striata; vertex laevis. Antennae articulo quarto tertio paulo brevior. Prothorax paucis granulis minutissimis, antice et postice striis transversis, lateribus dente minuto, instructus. Scutellum impressum, fere laeve. Elytra densiter et sat grosse transverse ruguloso-granulata, basi medio fere laevia. Prosternum densiter subtiliter granulatum; metasternum granulis irregulariter transversim dispositis instructum, abdomen paucè punctulatum, ♂ segmentis quinto et sexto truncatis, vix emarginatis, ♀ segmento quinto truncato, tertio longitudine aequali.

Long. 14 mm., elytr. 10, lat. $3\frac{1}{2}$.

Head greenish blue, passing into violet in some specimens; front irregularly longitudinally plicate; middle of the vertex smooth, sides of the vertex with a coarse punctation. Antennae blue, tinged with violet, nearly black towards the apex; ♂ third joint as long as the fifth, longer than the fourth; ♀ third joint longer than the others. Prothorax golden green, its front part blue with a tint of purple, shining; transversely striate in front, and also with some transverse wrinkles close to the basal constriction; disc with a very few granules, almost smooth; lateral teeth small. Scutellum green, impressed, slightly rugulose at the sides. Elytra purple violet, with a broad sutural and ill-defined dark green area, extending from behind the base to the middle; very densely and rather coarsely transversely punctulate-granulate, a basal space rather shining and with a few granules only. Prosternum of the *male* transversely striate in front, the remainder finely and densely punctulated; the punctured area anteriorly extended to the middle of the sides of the prothorax (in front of the lateral teeth), and sharply limited laterally; in the *female* the prosternum is irregularly striate, and densely punctured only in the centre. Mesosternum, sides and anterior portion of the metasternum finely punctulated, the rest of the latter covered with sparse granules, which are arranged in irregular transverse rows here and there. Abdomen shining, almost impunctate in the middle, densely punctured at the sides. Sixth abdominal segment of the *male* very small, its ventral part scarcely visible, fifth segment truncate, with a faint emargination. In the *female* the fifth segment is truncate and as long as the third. Femora coarsely granulated, hind ones extending beyond the apex of the elytra both in ♂ and ♀. Body beneath green, feebly tinged with gold; sides clothed with a fine whitish pubescence.

Hab. Kulu (A. Mocquers, 1892) and Loanda.

In the specimens from Loanda the blue discal portion of the prothorax has some slight rugosities.

94. *Cloniophorus plicatus* sp. nov. ✓

♂ ♀. *Cl.* aureo-viridis; capite, prothoracis margine antico, elytrorum lateribus et apicibus, pedibusque cyaneis. Frons antice sparsatim punctata, medio striis singulis postice convergentibus; vertex fore regulariter transverse striatus, medio sat laevis. Prothorax transverse striatus, spatio antico violaceo laevis, lateribus ante dentem plicatura sut magna instructus. Scutellum impressum, singulatim punctatum. Elytra juxta suturam sparsim subtiliter nigro-velutina, metasternum dense punctulato-granulosa. Prosternum transverse striatum; metasternum dense punctatum, lateraliter posticeque transverse plicatum; abdominis segmentum primum dense punctatum, praeterea lateraliter transverse strigulosum, caetera segmenta sparsim punctata, *maris* quintum profunde, sextum levius emarginatum, sexti parte dorsali elongato-rotundata; *feminae* segmentum quintum apice rotundatum, medio minute incisum. Femora postica abdominis apicem paulo superantia.

Long. 20 mm., elytr. $13\frac{1}{2}$, lat. $4\frac{1}{2}$.

Head blue, sparingly punctured in front, with fine frontal longitudinal wrinkles which are convergent posteriorly; neck and vertex transversely striate, middle of the latter with a smooth area. Antennae bluish, gradually becoming black towards the tip; base of the scape almost impunctate. Prothorax golden green, regularly transversely striate, the anterior portion blue and smooth; the fold in front of the lateral tooth rather strong. Scutellum golden green, almost smooth, impressed as in the other species of this genus. Elytra dark green, faintly tinged with golden, apical part blue, sides bordered with blue; clothed with a thin black velvety pubescence near the suture; the latter itself glabrous. Body beneath golden green, with the front margin of the prosternum black, and the tip of the abdomen bluish green. Prosternum transversely rugose, metasternum rather densely punctuated, with some wrinkles laterally in front of the posterior coxae. First abdominal segment closely punctured, and also wrinkled at the sides; the remainder of the abdomen sparingly punctured. Fifth segment of the *male* deeply emarginate, sixth slightly emarginate, with the dorsal part elongate and rounded; fifth segment of the *female* rounded at the apex, with a narrow emargination. Legs blue, tip of the four anterior tibiae and the tarsi clothed with a brownish yellow pubescence. Pubescence of the sterna thin and yellowish grey. Hind femora extending only a little beyond the tip of the elytra.

Hab. Kulu (A. Mocquers, 1892).

95. *Cloniophorus curvatoplicatus* sp. nov.

♀. *Cl.* supra purpureo-eneruleus, infra viridi-cyaneus, pedibus cyaneis. Caput antice sparsim punctulatum, inter oculos longitudinaliter rugosum, genis et vertice pone oculos grosse punctatum, vertice medio laeve. Antennae versus apicem nigrae, scapo brevi, fortiter rugato, apice dentato, basi profunde impresso. Prothorax auratus, longitudine latitudini aequali, lateribus subrotundato-dilatatis, medio tuberculatus, irregulariter transverse plicatus, rugis plus minusve curvatis, posterioribus in disci medio versus anticum ascendentibus. Scutellum laeve, viridescens. Elytra area suturali elongata versus posticum attenuata viridana, basi medio sat sparsim punctata, dein creberrime transverse rugulosa, ad apicem punctulata. Infra griseo-albo-sericans, prosternum transverse rugulosum, femora subclavata, rugata.

Long. $15\frac{1}{2}$ mm., elytr. $10\frac{1}{2}$, lat. $3\frac{3}{4}$.

Head greenish blue; epistome with fine sparse punctures; cheeks and vertex behind the eyes strongly punctured; front sparingly and feebly transversely wrinkled close to the epistome, longitudinally plicate in the middle, and almost smooth near the eyes; underneath the eyes are some strong wrinkles. Antennae black, bluish at the base; scape strongly punctulated and rugose, with a deep notch at the base. Sides of the prothorax rounded behind the middle, dilated into a short tubercle: the transverse wrinkling of the prothorax irregular, some of the wrinkles interrupted here and there, all of them interrupted in the middle of the disc; some of the posterior ones curved at the central line, and running along towards the front: a space at the anterior margin, and a second at the base nearly smooth. Scutellum bluish green, and impunctate. Elytra sparsely punctured in the middle of the base, densely punctuated at the apex, the remainder punctulated and densely transversely rugulose; a long and narrow sutural area, broadest in front and occupying the second and third quarter of the suture, is green, with a tint of golden. Under surface bluish green, clothed with a fine greyish white pubescence. Legs blue; femora densely rugose, rather slightly clavate, at least less thickened near the apex than in other species of *Cloniophorus*.

Hab. Congo (Stanley Pool).

96. (?) *Cloniophorus parva* sp. nov.

♀. *Cl.* nigro-caeruleus; prothorace aurato; elytris viridescensibus; fronte strigulosa, vertice medio laevi; scapo rugoso-punctato, dentato; prothorace elongato, fortiter dentato, transverse plicato, spatio laterali ante tuberculum et disci medio (ab margine antico usque ad basim) laevi; scutello laevi; elytris multis striis minutis transversis et punctis circularibus sat magnis ad basim sparsatim dein dense instructa, apicibus obsolete rugulosis. Infra griseo-pubescent, dense punctatus; femoribus grosse punctatis, tibiis intermediis carinatis.

Long. 14 mm., elytr. 9, lat. 3.

Head violet blue, slightly shining; front longitudinally striate, vertex with large circular and slightly impressed punctures, but impunctate between the upper lobes of the eyes. Antennae dark blue; scape very coarsely punctuated, and produced into a tooth at the apex. Prothorax golden, somewhat brassy, shining, longer than broad, feebly biconstricted, strongly toothed at the sides, and with a rather obsolete fold in front of the lateral tooth; the wrinkling quite irregular at the sides, somewhat more regularly transverse on the disc; a rather large space at the front margin, the whole of the middle of the disc and the sides in front of and behind the lateral tubercle smooth: basal constriction with two or three wrinkles. Scutellum bluish green, impunctate, rounded, and depressed. Elytra also bluish green, with the sides and apex blue. The elytra have a peculiar sculpture: they are transversely and rugosely striate; the striae, connected with each other, are sparse at the base, dense in the middle, and obsolete at the apex; moreover, there are many large circular and rather deeply impressed punctures, which become more and more obsolete towards the rugulose apex. Base of the elytra rather shining. Body beneath dark blue, clothed with a thin grey pubescence. Sixth segment of the abdomen of the *male* small and rounded, the fifth slightly emarginate.

Hab. Knilu (A. Mocquereys, 1892).

Reminds one of *Promeres*. The femora are much more slender than in the other species of *Cloniophorus*, so that I have doubt if this species would not be better made the type of a new genus.

Eulitopus Bates. Type: *Litopus glabricollis* Murray.

Antennae long; scape not toothed; front carinate at each side; prothorax biconstricted, sides without tubercle; four anterior femora strongly clavate, posterior ones slender, reaching beyond the tip of the elytra; first joint of the hind tarsi much longer than the three remaining joints together. ♂ ultimate abdominal segment with the dorsal part very much enlarged.

97. **Eulitopus glabricollis** (Murray).

Bopoto (Upper Congo) [and Gold Coast?]. Only 3 males.

98. **Eulitopus seminitidus** Qued.

Kuilu and Loanda. A large series.

E. glabricollis and *E. seminitidus* may be easily distinguished *inter alia* by the coloration of the elytra. In *E. glabricollis* the green colour of the sutural part of the elytra is sharply separated from the violet blue of the lateral parts at the discal nervule, whilst in *E. seminitidus* the dark green of the base and suture gradually shades into the dark blue of the apex and lateral margins.

99. **Eulitopus tenuis** sp. nov.

♂♀. *E. cyaneo-viridis*; capite, prothorace, antennis pedibusque cyaneis, elytrorum apicibus et lateribus violaceis. Caput fronte minute punctulatum; prothorax biconstrictus, sparsim punctulatus, in constrictione basali parum plicatus, lateribus antice sat angustatus; elytra subtilissime rugulosa; segmenti sexti abdominalis *maris* pars dorsalis elongata, subconica.

Long. 24 mm., elytr. 16, lat. 3 $\frac{3}{4}$.

Head somewhat elongate, finely punctured; prothorax broadest near the posterior constriction, the sides moderately rounded, rather gradually narrowed towards the front, not nearly so abruptly constricted anteriorly as in *E. glabricollis* and *E. seminitidus*. In colour similar to *E. seminitidus*; but the base of the prothorax, the scutellum, and under surface is nearly olive green, not golden green. Most of the specimens are smaller than *E. seminitidus*, but the smallest of the latter are not larger than the biggest of *E. tenuis*. The *males* of both species may be differentiated by the shape of the enlarged dorsal part of the sixth abdominal segment and the outline of the prothorax, the *females* by the colour and the shape of the prothorax.

Hab. Loanda (more than 30 specimens).

100. **Eulitopus gracilis** sp. nov.

E. infra viridi-cyaneus; capite, prothorace pedibusque obscure cyaneis, elytris purpureo-violaceis, scutello viridi. Caput elongatum, sparsatim minute punctatum. Antennae corpore fere sesqui longiores, scape cylindrico grosse punctato. Prothorax sat pyriformis, paucè punctatus, ad basim paucis striis transversis, nitidus. Scutellum laeve. Elytra valde elongata, creberrime transverse rugoso-punctata; singulum apice aequabiliter rotundatum. Femora quatuor antica fortiter clavata, postica elongata, sat gracilia.

Long. 19 mm., elytr. 13, lat. 3.

Upperside and legs dark blue; elytra violet blue, tinged with purple; antennae and tarsi nearly black; scutellum green. Head shining, almost impunctate; antennary tubers somewhat more densely punctured; cheeks coarsely punctured behind the

eyes and somewhat wrinkled; throat concentrically wrinkled. Scape of antennae slender, almost cylindrical, coarsely but not densely punctured. Prothorax slightly biconstricted, broader posteriorly than in front, almost pyriform; punctuation exceedingly sparse; basal constriction with some transverse wrinkles. Scutellum triangular, and smooth. Elytra rather strongly and transversely rugate-punctate; disc with a fine nervule. Under surface greenish blue, finely and closely punctulated all over.

Hab. Kulin (A. Mocquers, 1892).

Oxyprosopus Thoms. Type: *Cerambyx caeruleus* Oliv.

Front and mandibles elongate, forming an acute triangular muzzle; antennae thick, about as long as the body or shorter; prothorax and elytra convex, the former rounded or tubercled at the sides; anterior coxal cavities closed behind; four anterior femora clavate or subclavate, posterior ones slender; sixth abdominal segment of the *male* conspicuous.

101. **Oxyprosopus cylindricus** Bates.

Sierra Leone.

102. **Oxyprosopus caeruleus** (Oliv.).

Senegal.

103. **Oxyprosopus speciosus** (Dalm.).

Sierra Leone.

104. **Oxyprosopus viola** sp. nov.

♀. *O. purpureo-violacens*; antennis pedibusque pro parte nigricantibus. Frons impressione transversa laevi instructa, sat sparsatim punctata; antennarum tuberes minute densiter punctulati; vertex medio laevis. Antennarum scapus cylindricus. Prothorax post medium rotundato-dilatatus, antice posticeque angustatus; disco parum convexo, ad basin abrupte declivi; minute parum confertim punctulatus, parte dilatata infra impressa. Scutellum minutissime punctulatum, pube nigra vestitum. Elytra minute disperse, pro parte densius, punctata, interstitiis punctis multo majoribus. Subtus pube grisea sparsatim vestita.

Long. 26 mm., elytr. 18, lat. 5½.

The single specimen I have before me seems to be rubbed, as the prothorax and elytra have only traces of a black velvety pubescence here and there, whilst the pubescence of the scutellum is dense. The species may be distinguished particularly by the shape of the prothorax, and by the punctuation.

Violet, with a tint of purple; antennae and legs blackish. Head with a smooth transverse impression in front; the punctuation rather sparse before, and very dense and fine behind the impression; middle of the vertex nearly impunctate. Antennae extending almost to the tip of the elytra; the scape cylindrical. Prothorax broadest beyond the middle, where the sides are swollen, finely punctured all over, and somewhat rugose at the sides close to the anterior margin, the punctures rather sparse in the middle, especially near the base; sides somewhat wrinkled in front of the tumid part; disc convex, vertical at the base. Scutellum finely punctulated. Elytra minutely and rather sparingly punctulated, with the interstices much larger than the punctures, and with faint transverse rugosities here and there. Body beneath extremely finely punctured, clothed with a short silvery grey pubescence, punctuation of the femora coarser.

Hab. Gold Coast.

ARZOTR. P. D. 18

105. *Oxyprosopus myrtaceus* sp. nov.

♂. *O. viridi-cyanus*; antennis pedibusque violaceis; supra aequabiliter sat dense nigro-velutinus, infra argenteo-sericans, valde elongatus, fere cylindricus. Caput elongatum, fronte punctatum, tuberculis antenniferis densiter minute punctatum. Prothorax latitudine parvi longior, lateribus tumido tuberculo distincto; disco postice utrinque sat dilatato, convexo, minute ruguloso-punctato. Scutellum rotundato-triangulare. Elytra subtilissime punctulata. Tarsi quatuor antici infra flavescendo-grisei, postice infra argentei.

Long. 27 mm., elytr. 20, lat. 5.

Dark green, tinged with blue: the whole of the upper surface clothed with a moderately dense black velvety pubescence, not concealing the sculpture. Front of the head and mandibles elongate; upper lip blue, punctured, and somewhat truncate anteriorly, rounded at the sides; cheeks and forefront rugosely punctuated, centre of the front less punctured; punctuation of the antennary tubers very fine and dense. Antennae dark blue, not reaching the tip of the elytra; scape finely punctured. Prothorax longer than broad, finely punctulate-rugose all over, except a narrow smooth space above the lateral tubercle; anterior constriction slight and, especially on the disc, broad and flat, basal constriction stronger; sides in front of and close to the lateral tubercle somewhat sinuate; disc elevated and dilated posteriorly. Scutellum triangular, sides and apex feebly but visibly rounded. Elytra elongate, almost cylindrical, very finely rugulose-punctulate. Under surface clothed with a fine silvery pubescence, mixed with longer erect black hairs; the sculpture almost concealed by the pubescence, except on the prosternum, which shows some obsolete transverse wrinkles in front. Sixth segment of the abdomen (♂) with the dorsal part rounded at the apex, the ventral part very short, fifth segment slightly emarginate. Legs dark blue; under surface of the four anterior tarsi yellowish grey, that of the hind tarsi more silvery.

Hab. Loanda.

CONR. AMBLYS

106. *Oxyprosopus glaber* sp. nov.

♂. *O. aureo-viridis*, minute caerulescens, nitidus; antennis pedibusque nigris; femoribus medio rufo-testaceis. Caput antice transverse rugatum, punctatum, vertice medio laeve. Antennarum scapus rugoso-punctatus. Prothorax lateribus dilatatus, valido tuberculo tumido et ante tuberculum plicatura transversa instructus, biconstrictus, lateraliter fere impunctatus, disco sparsim punctatus et sparsim leviter rugatus, medio laevis. Scutellum triangulare, paucè punctatum. Elytra elongata, lateribus antice fere parallela, postice sat valde angustata, apicibus singulis parum acuminatis, vix subrotundatis; minute sat sparsim rugulosa et punctulata, disco leviter binervata. Infra minute punctulatus; tarsi griseo-sericantes.

Long. 27 mm., elytr. 20, lat. 6½.

Green, shining, somewhat golden, and here and there tinged with blue. Upper-side glabrous; under surface with traces of a short grey pubescence at the sides. Head punctulated, strongly rugose on the forefront; antennary tubers convex anteriorly; middle of the vertex smooth. Antennae five-sixths as long as the body, black; scape scarcely toothed at the apex, rugosely punctuated; third joint as long as the fourth and fifth together. Prothorax biconstricted, basal constriction with some wrinkles; sides nearly impunctate, dilated, bearing a strong and blunt tubercle and a broad and slightly elevated fold in front of the tubercle; disc sparingly

punctuated, especially posteriorly towards the sides, where there are some slight rugosities. Scutellum triangular, almost impunctate. Elytra convex, nearly parallel, rounded and narrowed posteriorly, each apex very feebly rounded, almost acuminate; transversely rugulose and sparingly punctured, the punctures obsolete at the apex; suture depressed before the apex; disc with two slight nervules. Underside finely punctulated; legs black, middle of the femora testaceous; tarsi, especially the intermediate and hind ones, silvery grey.

Hab. Loanda.

107. *Oxyprosopus brevis* sp. nov.

♀. *O. viridis*, aurco-nitens, supra pube sparsissima nigra, infra sat densa et longa grisco-sericea, vestita. Mandibulae elongatae, apice abrupte arcuatae. Caput medio profunde canaliculatum, hoc sulco antice et postice fortiter abbreviato; fronte antice densius quam in medio punctulata: vertice inter oculos transverse rugato, genis infra oculos striatis. Antennae sat crassae, corpori fere aequales, nigrae, scapo brevissimo, incrassato, apice extus dentato, parum ruguloso, ad basim excavato, articulo tertio scapo plus duplo longiore. Prothorax latitudine brevior, lateraliter antice dilatatus, medio tuberculatus, postice fortiter constrictus, lateribus dense plicatis, disco medio subtiliter ruguloso. Scutellum triangulare, sat magnum, dense punctulatum. Elytra creberrime subtiliter ruguloso-punctulata, apice communiter rotundata, versus posticum attenuatis (fere ut in genere *Rhopalizus* Thoms.). Prosternum rugose punctatum, parum transverse strigulosum, processu angusto, plano; meso- et metasternum et abdomen densissime minutissime ruguloso-punctata; segmentum ultimum abdominale leviter emarginatum. Pedes nigri; femora medio rubro-testacea, quatuor antica clavata, postica minute incrassata, elytrorum apicem superantia; tibiae posticae fortiter compressae, versus apicem parum dilatatae.

Long. 21 mm., elytr. 14, lat. 5.

Vertex impressed and longitudinally and transversely irregularly wrinkled between the upper lobes of the eyes. Sides of the prothorax with dense regular wrinkles, some of which turn round the lateral tubercle at its upperside; basal constriction with two raised lines; disc finely transversely wrinkled, in the middle finely rugulose; four anterior tarsi, and the tip of the anterior and intermediate tibiae clothed with a fulvous grey pubescence; hind tarsi greyish white.

Hab. Congo (Stanley Falls).

This short *Oxyprosopus* reminds one of *Rhopalizus* Thoms. as regards the shape of the elytra.

Rhopalizida gen. nov. Type: *Rh. viridana* sp. nov.

Similar to *Rhopalizus* Thoms., but the hind femora not clavate, slender.

108. *Rhopalizida viridana* sp. nov. ✓

(Pl. IX., fig. 11.)

Rh. viridis, parum aurata, supra sparsa pube nigra, infra densiore argentea vestita: antennis pedibusque nigris parum violaceis; femoribus medio rubro-rufis. Caput fronte dense, vertice densissime punctatum, sub oculis striatum. Prothorax convexus, subtilissime densiter punctatus; basi marginata, uniplicata; lateribus fere aequaliter rotundatis. Scutellum triangulare, basi dense punctatum. Elytra postice attenuata, apice communiter rotundata, angulis suturalibus subrotundatis.

Long. 16 mm., elytr. 10½, lat. 4.

Dark green, with a slight tint of golden, clothed above with a very sparse and short black pubescence. Middle sulcus of the head extending a very little beyond the anterior margin of the eyes; front densely and rather coarsely punctured; antennary tubers as well as the vertex minutely and closely punctulated, the latter transversely impressed between the upper lobes of the eyes, with the centre of this impression smooth; cheeks wrinkled. Prothorax strongly and evenly rounded at the sides; anterior constriction obsolete, very densely and minutely punctured, as is the whole of the disc; basal constriction strong, finely rugulose, impunctate, feebly glossy, with one transverse carina; punctuation of the rounded sides coarser and less dense. Scutellum tinged with golden at the apex, rugose, with the basal part densely punctulated. Elytra very closely and rugosely punctulated all over, each with a slightly raised nervule extending from the middle of the base to the apex. Under surface extremely finely and rugosely punctured, covered all over with a short silvery grey pubescence. Legs bluish black; femora, except the base and apex, reddish, posterior ones extending somewhat beyond the tip of the elytra. Antennae bluish black, a little shorter than the body; scape short, somewhat acute and rugosely punctuated, notched at the base: third joint not quite so long as the fourth; the remaining joints gradually diminishing in length, except the eleventh, which is as long as the seventh.

Hab. Kuiln (A. Mocquerys, 1892).

Rhopaligus Thoms. Type: *Urambyx nitens* Fabr. (= *Callichroma checroleti* Thoms.).

Antennae long, setiform; scape strongly toothed at the apex; prothorax rounded or swollen at the sides, not tubercled; anterior coxal cavities open behind; all femora strongly clavate, tibiae not carinate; sixth abdominal segment of the male inconspicuous.

109. **Rhopaligus aureolineatus** sp. nov.

♀. *Rh. aureo-viridis*; elytrorum marginibus externis et sutura obscurioribus; antennis pedibusque nigris; femoribus quatuor anticis medio, posticis medio infra, rufis. Caput dense grosse punctatum; prothorax disco parum convexus, densiter grosse punctatus, antice parum irregulariter, et in basis constrictione, transversim plicatus, constrictione antica obsoleta, disco sine linea media laevi. Elytra versus apicem attenuata, densiter grosse transversim rugoso-punctata, juxta suturam et ad latera sparsim nigro-velutina.

Long. 17 mm., elytr. 11, lat. 4 $\frac{3}{4}$.

The hind femora are entirely black in one specimen from Loanda, nearly black in two examples from Kuiln, and have a rather large rufous macula underneath in the type specimen from Gaboon.

Hab. Gaboon (type), Kuiln (A. Mocquerys, 1892), and Loanda.

Similar to *Rh. chlorolineatus* Qued., but the elytra have a much coarser sculpture, and are nearly as strongly attenuated towards the apex as in *Rh. nitens* (Fabr.) (= *checroleti* Thoms.), and the colour of the femora is different.

110. **Rhopaligus euporidus** sp. nov.

♂♀. *Rh. viridis, cyanescens*; capite violaceo, longitudinaliter striato- (♂) aut ruguloso-punctato (♀); antennis nigris, scapo violaceo; prothorace parum aurato, dorso antice capitis colore, irregulariter plicato, antice et in constrictione basali regulariter transverse plicato; scutello acute triangulare, fere laevi; elytris lateribus

nigris, ad suturam et juxta humeros nitidis, confertissime grosse punctatis; prosterno transverse ruguloso; corpore infra pilis longis albis, ad abdomen sparsis vestito; pedibus nigro-cyaneis, femoribus cyaneis.

Long. 15 mm., elytr. $9\frac{1}{2}$, lat. 4.

Head blue, with the front somewhat glossy and greenish; front longitudinally finely striate in the *male*, rugosely punctured in the *female*; cheeks wrinkled. Antennae almost black, with the scape blue and strongly rugose; in the *male* not quite twice so long as the body, in the *female* extending only a little beyond the tip of the elytra. Prothorax green, tinged with golden, with a large violet blue patch at the front margin; striate anteriorly and in the basal constriction; the latter is strong, whilst the anterior one is rather feeble, but conspicuous on the upperside; the whole of the disc covered with rugosities and fine granules, which form irregular wrinkles. Elytra dark green, sides and apex broadly dull black, suture and extreme base shining; densely reticulate-punctate, the punctures circular and deeply impressed; disc a little elevated. Under surface green, tinged with blue, clothed with long whitish hairs, which are sparse on the abdomen. Prosternum rugosely punctulated in the *male*, the punctured area extending to the lower portions of the sides of the pronotum, where it is sharply limited by an engraved line; rugosely striate in the *female*. Legs black, thickened parts of the femora violet blue.

Hab. Kuilu (A. Mocquerys, 1892). Eight specimens.

Similar to *Rh. coloratus* Qued., from which it may be distinguished by the structure of the prothorax and elytra.

111. *Rhopaligus nitens* (Fabr.). Syn.: *Rh. cherrolati* Thoms.

Loanda, Kuilu, Gaboon, Accra (W. Afr.).

Euporus Serv. Type: *E. strangulatus* Serv.

Similar to *Rhopaligus* Thoms., but the antennae of the *female* are thickened towards the apex, or at least not attenuated; scape slender, without sharp apical tooth; prothorax long, strongly biconstricted; anterior coxal cavities closed behind; four anterior tibiae carinate.

112. *Euporus strangulatus* Serv. Syn.: *Rhopaligus tricolor* Harold.

Kuilu, Congo, and Loanda. The specimens from Kuilu have a green prothorax, whilst the prothorax is igneous in the specimens from the Upper (and Lower?) Congo.

113. *Euporus singularis* sp. nov.

♂. *E.* aureo-viridis; clytris lateribus antennis pedibusque cyanescentibus; capite et prothorace igneis. Frons dense grosse punctata, utrinque carinata; prothorax fortiter biconstrictus, medio rotundatus, disco sat deplanatus, irregulariter grossissime punctatus, antice utrinque spatio parvo laevi; scutellum elongatum, acutum; elytra rugulose punctata, humeris laevibus; subtus conspicue punctatus, prosterno fortiter ruguloso.

Long. 15 mm., elytr. 9, lat. 3.

Larger than *E. ignicollis* Pasc., from Natal, to which it is similar in colour; the prothorax, however, has a quite different shape and structure. Punctuation of head and prothorax very strong; the latter strongly biconstricted, with the sides

dilated and rounded, the disc rather plain. Scutellum long and acute; sides feebly convergent from the base to about the middle, where they suddenly become strongly convergent, so that the outline of the scutellum nearly forms a pentagon.

Hab. Bopoto (Upper Congo).

✓ 114. *Euporus similis* sp. nov.

♀. *E.* viridis; capite, prothoracis parte antica, elytrorum lateribus et apice, antennis pedibusque violaceis. Frons utrinque carinata. Prothorax splendens, elongatus, modice biconstrictus, medio leviter rotundatus, grossissime punctatus, antice laevis. Elytra subtilissime punctato-rugulosa, humeris laevibus, nitidis. Prosternum grosse rugulosum; metasternum et abdomen paucis singulis punctis minutissimis instructa, nitida.

Long. 15 mm., elytr. 9, lat. 3.

Head blue, tinged with green at the anterior margin, coarsely but not densely punctuated; front with an acute carina at each side; vertex impunctate in the middle. Antennae blackish blue; scape rugose, with a rather feeble cicatrix. Prothorax golden green, tinged with blue in the centre, the anterior part violet blue; sides slightly rounded in the middle; disc with very coarse punctures, which are rather dense posteriorly; anterior constriction impunctate, or sparingly punctuated here and there. Scutellum green, triangular, and acute; the sides a little curved. Elytra dark green; sides and apex dark blue; shoulders almost entirely smooth and shining; the rest of the elytra punctate-rugate. Underside golden green, shining; abdomen with a tint of blue, except the basal segment. Prosternum rugose; metasternum and abdomen scarcely punctured. Legs dark violet blue.

Hab. Kuilu; 8 females (A. Mocquerys, 1892).

This form resembles small green specimens of *E. strangulatus* Serv.; however, the prothorax is much more elongate, and its sides less rounded, the scape of the antennae much more slender, and the third joint relatively longer.

115. *Euporus nasutus* Qued.

Kuilu.

116. *Euporus plagiatus* (Dalm.).

Sierra Leone.

117. *Euporus brevicornis* (Fabr.).

Sierra Leone.

Litopus Serv. Type: *L. violaceus* Serv.

Antennae narrowed towards the apex in the *male*, not attenuated or a little thickened at the apex in the *female*; scape toothed at the apex; prothorax broad, its sides rounded; femora clavate.

118. *Litopus virens* sp. nov.

♀. *L.* viridis; capite thoraceque cyanescentibus; antennis basi violacea excepta nigris, pedibus cyaneis; sutura pube aureo-flava, tarsis tibiisque brunneo-flava, corpore infra argentea, supra sparsa nigra vestitus. Caput punctis magnis circularibus instructum, epistomate subtiliter punctulatum, linea media antice abbreviata, in vertice obsoleta, impressa. Scapus antennarum cicatrice magna acuta, fortiter ruguloso-punctatus. Prothorax latitudine paulo brevior; lateribus tumide dilatatis,

fere tuberculatis; antice obsolete, postice distincte constrictis, conspicue reticulatis. Scutellum pance punctulatum, triangulare. Elytra densiter subtilissime punctulato-rugulosa. Femora quatuor antica grosse punctata, postica subtilius punctulata et infra leviter multituberculata.

Long. 20 mm., elytr. 14, lat. 5.

Green; head, prothorax, and scutellum bluish green and a little glossy; scape of antennae, femora, and hind tibiae blue, the remainder of antennae and the four anterior tibiae black; the latter, as well as all tarsi, clothed with a brownish yellow pubescence. Upper surface with traces of a black pubescence; suture bordered with dense and short golden hairs; under surface silvery grey. Head covered with large circular and slightly impressed punctures, and somewhat rugulose behind the antennary tubers; median sulcus abbreviated in front and obsolete on the vertex. Antennae reaching the apex of the elytra, the scape coarsely rugose, with a strong acute cicatrix. Prothorax conspicuously and rather regularly reticulated, a very little shorter than broad, sides dilated and rounded, the tip of the dilated part almost forming a tubercle. Scutellum triangular, sparingly punctured, the apex acute in one specimen, blunt in the other. Elytra very finely punctulate-rugulose. Process of the mesosternum more raised than in South African species (*L. latipes*, *dispar*, etc.). Four anterior femora coarsely punctured; posterior ones finely punctulated and rough underneath, with many very short and thin tubercles.

Hab. Kulu (A. Mocquers, 1892).

In two specimens from the same locality the four anterior legs are reddish, with a tint of violet blue.

✓ **Eximia** gen. nov. Type: *E. tricolor* sp. nov.

♀. Antennae extending to the tip of the elytra, thick, not attenuated towards the apex; scape pyriform, notched at the base; cicatrix limited by a strong sharp carina, which is produced into a tooth; third joint much longer than the fourth; seventh to tenth joints rather short, triangular and acute at the apex; prothorax similar to that of *Rhopaliscus* Thoms., but with the sides dilated into a blunt tubercle; anterior coxal cavities open behind; fifth abdominal segment narrow, longer than broad, with the sides parallel; all femora clavate, tibiae not carinate.

To be placed after *Litopus*.

✓ 119. **Eximia tricolor** sp. nov.
(Pl. IX., fig. 13.)

♀. *E. aureo-viridis*. Caput violaceo-nigrum, fronte igneo-auratum et nitidum, utrinque carinatum, pance punctulatum, sulco mediano antice et postice fortiter abbreviato, vertice medio impunctatum, genis dense striatum. Prothorax latitudine longitudini aequali, leviter biconstrictus, lateribus medio tuberculatus et antice plicatura sat magna laevi instructus, pance punctulatus, igneo-auratus, ad marginem anticum plaga lata postice rotundata purpureo-violacea parum ignea notata. Scutellum auratum, laeve, nitidum. Elytra viridia, pube brevissima nigra sparsim vestita, sutura et margine basali et disci medio glabra, subtiliter rugose punctata, rugis antice ad suturam sat grossis. Prosterum densiter transverse rugato-striatum. Abdomen lateribus dense, medio sparsim punctatum. Femora violacea, postica infra tenuiter spinulosa, tibiae et tarsi nigrescentes. Corpore infra argenteo-pubescente.

Long. 19 mm., elytr. 13, lat. 4½.

Golden green, head and prothorax shining. Head black, tinged with violet; median sulcus strongly and abruptly abbreviated anteriorly and on the vertex; front golden, with a tint of igneous, especially on the antennary tubers, acutely carinate at each side and finely and sparingly punctured; vertex all but impunctate; throat igneous, and densely plicate like the cheeks. Antennae black, tinged with violet; scape narrowed at the base, coarsely rugose, and half as long as the third joint. Prothorax golden green, as long as broad, rather feebly biconstricted; sides with a blunt tooth-like tubercle and with a fold before the middle; punctation extremely sparse; disc more convex posteriorly than in front, with a large, fiery violet patch at the front margin, not quite extending to the middle of the disc and rounded posteriorly. Scutellum golden green, shining, impunctate. Elytra dark green, clothed with a very short and thin black pubescence, which is wanting at the suture and on the middle of the disc; finely rugate-punctulate, the rugosities coarser near the scutellum. Under surface covered with a silvery grey pubescence. Prosternum rugosely plicate; metasternum and sides of the abdomen densely punctulated, sparsely so in the middle of the latter. Femora greenish blue, four anterior ones with sparse, hind ones with denser punctures, the latter finely spined underneath; tibiae and tarsi nearly black.

Hab. Bopoto (Upper Congo). Two specimens, one almost twice as large as the other; the measures of the first are given above.

Hospes gen. nov. Type: *H. nitidicollis* sp. nov.

Head without transverse impressed line behind the epistome; front somewhat elongate; antennae thickened towards the apex, as long as the body or a little longer; scape toothed at the apex; third joint longer than the fourth; front margin of the prothorax rounded above, sides with a distinct tubercle; elytra commonly rounded at the apex; anterior coxal cavities closed behind; all femora clavate; four anterior tibiae with a short or long carina.

To be placed after *Ecimia*.

120. **Hospes nitidicollis** sp. nov.

(Pl. IX., fig. 12.)

♂. *H. viridis*, parum auratus; antennis pedibusque nigris; tibiis quatuor anticis paulo piecis. Caput nitidum, singulatim punctatum, sulco medio antice leviter abbreviato. Scapus antennarum fortiter rugulosus. Prothorax latitudine longior, singulis punctis instructus, nitidus, antice paulo, postice fortiter constrictus, dente laterali tumido. Scutellum breve, rotundato-triangulari, nitidum, jance punctatum. Elytra subtilissime rugoso-punctata, sutura nitida, lateraliter parum cyanescentia. Subtus argenteo-sericens; segmenti sexti abdominalis pars ventralis minima, dorsalis major. Tarsi et tibiae quatuor anticae pube brunneo-flava vestitae. Long. 14 mm., elytr. 9½, lat. 3.

Green, with a tint of golden, shining on head, prothorax, scutellum, and suture. Head finely and sparsely punctulated; median sulcus somewhat abbreviated in front, strongly so posteriorly, not reaching the hind margin of the upper lobes of the eyes. Antennae black. The short and very rugose scape has a strong cicatrix. Prothorax longer than broad, biconstricted, with the front constriction very obsolete; finely and very sparingly punctured; disc with some fine transverse wrinkles at the sides; lateral teeth blunt and standing a little behind the middle, the fold in front of the tooth feeble. Scutellum short, sides somewhat rounded and

sparingly punctured. Elytra very finely and closely rugate-punctulate. Body beneath covered with a silvery pubescence. Legs black; four anterior tibiae and extreme base of the femora with a tint of pitchy brown and clothed with a brownish yellow pubescence; four anterior femora rather coarsely but not densely punctured; punctures of the hind femora close and minute.

Hab. Kniln (A. Moequerys, 1892).

121. *(Hospes) gracilis* sp. nov. ✓

♀. *H. viridis*; capite aenescente; prothorace macula antica, elytris basi, lateribus, apice, sutura, femoribusque nigro-violaceis; antennis tibiis tarsis nigris; scapo parum violaceo, tarsis posticis pube sat longa alba sericeis. Frons longitudinaliter striata, vertex medio laevis, capitis sulcus medius antice et postice valde abbreviatus. Prothorax subnitidus, latitudine longior, ad marginem anticum et ad latera laevis, disco regulariter transverse plicatus, striis medio versus anticum curvatis; biconstrictus, lateraliter dente sat acuto, ante dentem plicatura tumida instructus. Scutellum laeve, nitidum. Elytra subtilissime rugato-punctata. Femora minute punctulata. Variat: antennarum articulis basi rufis.

Long. 12 mm., elytr. 8, lat. 2½.

Head elongate and somewhat prolonged into a muzzle, dark green, with a tint of olive; front longitudinally plicate, vertex smooth, the longitudinal middle groove of the head deep and abbreviated in front and on the vertex. Antennae longer than the body (♀); scape cylindrical, arcuate, and rugosely punctured, scarcely toothed at the apex; third joint slightly curved, about twice as long as the scape. Prothorax longer than broad, with a feeble anterior and strong basal constriction; the smooth and glossy sides have a broad and rather blunt tooth and, in front of the tooth, a distinct fold; the whole of the disc, except a small space at the anterior margin, regularly plicate; the wrinkles beginning at the sides, at first being transverse, then curving towards the front, running along the middle, and anteriorly recurving towards the sides; colour of the prothorax green, tinged with golden at the sides; a large macula at the anterior margin, rounded posteriorly, dark violet blue, bordered with igneous. Scutellum smooth and shining, with traces of rugosities at the apex. Elytra finely rugate-punctate, dark blue; each elytron with a broad longitudinal but ill-defined green band, not reaching neither the base nor the apex and not quite extending to the suture. Body beneath clothed with a silvery pubescence. Fifth segment of the abdomen rounded at the apex. Femora violet, finely punctulated; tibiae and tarsi black, hind tarsi covered with a rather long silky white pubescence.

Hab. Kniln (A. Moequerys, 1892).

122. *Hospes punctatus* sp. nov. ✓

♀. *H. obscure aureo-viridis*; capite obscure viridi; antennis pedibusque picco-nigris; femoribus parte incrassata obscure viridibus. Caput punctis magnis rotundis leviter impressis instructum. Antennae scapo grosse punctato, parum transverse rugato, articulo tertio scapo duplo longiore. Prothorax latitudine minute longior, punctis rotundis densiter tectus ut reticulatus, lateribus tuberculo conico post-mediano, supra et infra tuberculum albo-sericeus. Scutellum triangulare, laeve. Elytra densissime punctulata, transverse rugulosa, singulum disco linea leviter elevata. Infra sparsim albo-sericeus; segmentum abdominale quintum apice rotundatum.

Long. 14 mm., elytr. 9½, lat. 3½.

Dark green, with a conspicuous golden tint on the prothorax, scutellum, elytra, and under surface. Punctures of head and prothorax circular and rather feebly impressed; very dense on the prothorax, so that the latter has a reticulated appearance. Punctures of the elytra also circular, especially at the apex; and as they are confluent in the basal two-thirds, this part of the elytra is transversely rugate-punctate. Prosternum rugulose, some wrinkles at the anterior margin nearly regularly transverse. Antennae and legs black, with a tint of pitchy brown, chiefly at the base of the tarsi; the thickened part of the femora dark green, nearly black. Cicatrix of the antennary scape strong, produced into a sharp crest. Sides of the prothorax somewhat triangularly dilated, with a conical tubercle and with two spots of a white silky pubescence, one underneath and the other above the tubercle; there is no lateral fold in front.

Hab. Kûlu (A. Mocquereys, 1892).

In sculpture and form of the antennae and legs similar to *Litopus cirens* sp. nov.

123. (?) *Hospes hypocritidus* sp. nov.

♀. *H.* obscure viridis, infra sat auratus: antennis pedibusque brunneo-nigris. Caput sulco mediano profundo antice et postice abbreviato instructum, fronte sparsius quam vertice punctatum, punctis sat magnis rotundis. Antennae corpore parum longiores, scapo rugoso-punctato, cicatrice magna, articulo tertio scapo duplo longiore, 7 ad 10^{mm} apicibus triangulariter acute dilatatis. Prothorax basi contractus, lateraliter post medium anguloso-dilatatus, longitudine paulo angustior, punctis rotundis sat sparsis, utrinque juxta medium disci densius sitis, instructus. Scutellum triangulare, fere laeve. Elytra creberrime ruguloso-punctata, disco linea levissime elevata, margine externo et apicali minute cyanescentia. Sterna albo-sericea, abdomen glabrum, paucè minute punctatum, tarsorum posteriorum articulus primus caeteris tertia parte longior.

Long. 12½ mm., elytr. 8½, lat. 2½.

Sides of the prothorax angulated, not tubercled; the tip of the angulated part clothed with a white silky pubescence similar to that of the sterna. Punctuation of the front of the head sparser near the eyes; middle line of the prothorax almost smooth, whilst the remainder of the disc is punctured, the punctures dense towards the base. Prosternum finely rugulose; abdomen shining and nearly impunctate; apex of the last abdominal segment rounded.

Hab. Congo (Stanley Pool).

This form reminds one of the dark green species of the genus *Hypocrites* Fahr. It does not quite fit into the genus *Hospes*, and may be the type of a new genus, as the anterior coxal cavities are not closed, and the tibiae not carinate.

Griphapex gen. nov. Type: *Gr. scutellaris* sp. nov.

Antennae thickened towards the apex; scape narrow, cylindrical, with a very short tooth at the apex; third and all following joints strongly longitudinally grooved, third to fifth with a sharp apical tooth; sides of the prothorax without tubercle; apices of the elytra truncate, with the outer angles toothed; all femora subclavate; four anterior tibiae carinate; first joint of the posterior tarsi longer than the three following together. Underside of the head convex; anterior coxal cavities closed.

To be placed after *Hypocrites* Fahr.

124. *Griphapex scutellaris* sp. nov.

♀. *Gr.* obscure viridis, parum auratus; antennis pedibusque cyaneis; tibiis et tarsis fere nigris; corpore infra et scutello albo-sericeis. Caput densiter, verticis medio parum sparsius grosse punctatum; fronte elongata; sulco medio antice et postice abbreviato. Antennae scapo elongato, cylindrico, fortiter rugoso-punctato, articulo tertio scapo minute longiore. Prothorax longitudine parum angustior, lateribus medio rotundatus, antice leviter, ad basim distinctius constrictus, densiter grosse punctatus. Scutellum sat magnum, triangulare. Elytra versus apicem parum attenuata, basi recta, lateribus postice parum cyanescentia, apice angulo suturali minute rotundato, externo in deum latum, sed non acutum, producto; creberrime ruguloso-punctata, disco linea longitudinali levissime elevata. Infra fortiter dense punctatus, pedibus fortiter rugato-punctatis, tibiis apicibus et tarsis infra pube lutea vestitis.

Long. $10\frac{1}{2}$ mm., elytr. $6\frac{1}{2}$, lat. 2.

Upper and under surface of the mesosternum, especially the scutellum and the epipleura, densely clothed with a white silky pubescence; the rest of the under surface as well as the dilated part of the sides of the prothorax have the same pubescence, but very much sparser.

Hab. Cameroons.

Helymaeus Thoms. Type: *Litopus notaticollis* Perr.

Antennae thickened towards the apex; scape without tooth; eyes large; cheeks short; prothorax rounded at the sides, subconvex; elytra truncate at the apex; anterior coxal cavities open; femora clavate; four anterior tibiae carmate.

125. *Helymaeus pallidiventris* sp. nov.

H. niger: elytris violaceis; antennarum basi, abdomine pedibusque pallide rufis; tibiis omnibus et tarsis posticis nigro-brunneis. Capite et prothorace grosse reticulato-punctatis, hoc lateribus aequaliter rotundato; elytris grosse et profunde reticulato-punctatis; sternis pube grisea, abdomine pube lutea vestitis.

Long. 14 mm., elytr. 10, lat. 4.

Head and prothorax black, densely reticulate-punctate, the punctures large, circular, and slightly impressed. Antennae black, the three basal joints and nearly the whole of the fourth—in one specimen also the base of the fifth—pale rufous; seventh to tenth joints broadly triangular, the last deeply emarginate at each side. Prothorax evenly rounded at the sides. Scutellum black and impunctate. Elytra blue, reticulate-punctate, the punctures very deeply impressed. Sterna black, in one specimen with a feeble tint of pitchy brown. Prosternum rugulose; metasternum covered with a dense white pubescence nearly concealing the rather obsolete punctuation. Abdomen very pale rufous, almost luteous; legs pale rufous, except the blackish tarsi and hind tibiae. Posterior femora slightly clavate; all femora coarsely punctured.

Hab. Caffraria.

Differs from its nearest allied species, *H. pedestris* Pasc., chiefly in the colour of the antennae, under surface, and hind legs.

126. *Semanotus ferrugineus* sp. nov.

♀. *S.* ferrugineus, antennis pedibusque nigris; capite canalienlato, post antennarum tuberes utrinque parum granulato; prothorace antice constricto,

tuberculoso: scutello medio depresso, laevi, apice subrotundato: elytris ad apicem minute dilatatis, rugose punctatis.

Long. 12 mm., elytr. 9, lat. $3\frac{1}{2}$.

Similar in colour to *Callidium sanguineum* L., but with the antennae and legs entirely black. Head finely longitudinally canaliculate, with a transverse groove in front and with some granules behind the antennary tubers. Antennae a little longer than the body, third joint as long as the scape. Prothorax impunctate, constricted anteriorly and at the base, with a nodosity in the middle of the sides; disc tubercled in front of the scutellum, and with a transverse median fold, which is interrupted in the centre; median line very fine, and distinct only anteriorly and on the basal tubercle. Scutellum slightly truncate. Elytra a little dilated posteriorly, strongly and densely punctured, and somewhat rugose; the punctures less dense at the rounded and prominent shoulder angles and at the extreme apex. Body beneath clothed with a rather long pubescence, sparingly punctured; prosternum with extremely fine wrinkles.

Hab. Knilu (A. Mocquers, 1892).

127. *Oedenoderus sphaericollis* Chev.

Sierra Leone (A. Mocquers).

128. *Xylotrechus gahani* Duv.

Knilu.

129. *Xylotrechus anguliferus* sp. nov.

♂. *X. niger*, sparsatim griseo-pubescentis; prothorace disco rugoso, maculis una mediana biloba, et una in utroque latere flexuosa nigris; elytris maculis rufotestaceis griseo-pubescentibus, prima elytris communi postscutellare magna, secunda subhumerali parva, hac postice cum macula tertia antemediana anguliformi connecta; praeterea fascia transversa postmediana ad suturam parum dilatata. Infra marginem postico metasterni et segmentorum duorum primorum abdominalium griseo-albo.

Long. 12 mm., elytr. $7\frac{1}{2}$, lat. 3.

Black, clothed with a rather thin grey pubescence. Lateral carinae of the front feebly flexuose. Prothorax convex, sides rounded, especially in front of the base; disc rugose, with three black spots, one in the middle bilobed posteriorly, and one at each side; the latter spot is oblique and a little curved, extending from the sides of the disc towards the shoulder angles; pubescence closer in front of the scutellum. Scutellum rounded, bordered with greyish white hairs. Elytra black, with rufous maculae and streaks; these markings and the basal portion of the outer margins covered with a grey pubescence; the apex has also some grey hairs. Of the markings the first is a large oblong macula common to both elytra and not quite reaching to the middle of the suture; then there are two very small spots, one beneath and the other above the humeral angle, and an anguliform line, with the point of the angle directed towards the base, stands close to the first macula, and is posteriorly connected with it; a transverse postmedian band a little abbreviated at the outer margins, slightly dilated, and not interrupted at the suture; each apex truncate, with the angles shortly spined. The whole of the hind margin of the metasternum and the sides of the hind margins of the two first abdominal segments densely covered with a white pubescence; upper surface of the last segment white. Hind femora of the *male* extending beyond the tip of the abdomen.

Hab. Knihu (A. Mocquerys, 1892).

Allied to *X. gabani* Duy., from which it chiefly differs in the markings of the elytra, as *X. gabani* has a sutural median macula shaped like the head of an arrow standing before the postmedian fascia.

130. **Xylotrechus socius** sp. nov.

♀. *X. niger*, griseo-pubescent; fronte carinis lateralibus arcuatis; prothoracis lateribus antice fere rectis postice rotundatis, disco rugoso; prothoracis et elytrorum signaturis ut in *X. anguliferus* sp. nov., femoribus rufis, apicibus nigris.

Long. $10\frac{1}{2}$ mm., elytr. 6, lat. $2\frac{2}{3}$.

This species bears a very close resemblance to *X. anguliferus* sp. nov.; but the lateral carinae of the front are much more arcuate, the sides of the prothorax much less rounded, nearly straight anteriorly, and the femora are rufous, with the tip of the four anterior and the apical half of the posterior ones black.

Hab. Knihu (A. Mocquerys, 1892).

131. **Xylotrechus reichenowi** Qued.

Knihu. Ground colour of the elytra black, with a distinct tint of blue in the three specimens of the Museum.

132. **Xylotrechus x-maculatus** sp. nov.

(Pl. IX., fig. 14.)

♂ ♀. *X. niger*, cinereo-pubescent; fronte carina media obsoleta, carinis lateralibus nullis; prothorace medio maculis duabus parvis elytrisque fasciis nigris, fascia prima posthumerali anguliformi, secunda ab humero ad suturam, deinde ab sutura ad marginem externum oblique descendente, tertia elytris communi suturali sagittaeformi; elytrorum apicibus oblique truncatis, intus breviter, extus longe spinosis; mesosterno et segmentis duobus primis abdominalibus lateraliter albo-maculatis.

Long. 11 mm., elytr. 7, lat. 3.

Black, clothed with a dense ashy grey pubescence. Head with an obsolete median carina; of the lateral ones there is scarcely a trace. Prothorax convex; sides more rounded posteriorly than before the middle; centre of the disc with a transverse black macula, behind which is a faint grey spot; sides of the base with a small white spot close to the margin. Scutellum grey. Elytra with an anguliform marking at the sides behind the shoulders; another line, running from the shoulder to the suture and thence to the outer margin, forms a second angle; the latter, together with that of the other elytron, forms an x-shaped mark; a postmedian broad transverse fascia in the shape of the head of an arrow. Apex of the elytra feebly convex, obliquely truncate, the outer angles strongly spined, the inner ones shortly so. Sides of the posterior part of the meso- and metasternum and of the two basal segments of the abdomen densely covered with a white pubescence.

Hab. Knihu (A. Mocquerys, 1892).

133. **Xylotrechus mocquerysi** sp. nov.

(Pl. IX., fig. 15.)

♀. *X. niger*, olivaceo-cinereo-pubescent; fronte utrinque leviter carinata, carina media obsoleta; prothorace medio macula duplicata, lateribus macula minima, nigris notata; elytris macula postscutellare ferruginea et fasciis nigris notatis,

nempe: linea anguliformi in basis medio, fascia angusta obliqua a sutura ad marginem exteriorem descendente, fascia postmediana transversa lata; coxis et abdominis segmentorum apicibus parum piceo-brunneis.

Long. $9\frac{1}{2}$ mm., elytr. 6, lat. $2\frac{3}{4}$.

Black, with the coxae, trochanters, hind margins of the abdominal segments, and the tip of the last joints of the antennae somewhat pitchy brown; clothed with a rather dense olive grey pubescence. Lateral carinae of the front straight and feeble; median carina obsolete. Sides of the prothorax rounded posteriorly, much less so in front; anterior margin narrowly ferruginous; a doubled macula on the disc and a very small spot on each side black. Scutellum semicircular, entirely pubescent. Elytra convex at the apex and subtruncate, with the outer angles spined, and with the sutural ones a very little produced; a ferruginous, somewhat triangular, macula behind the scutellum, and two black transverse bands are common to both elytra: the first band is narrow, anguliform, with the point of the angle standing on the suture in front of the middle and directed towards the base, the second broad and straight, gradually shading off posteriorly; moreover, there is an anguliform line in the middle of the base of each elytron, with the point of the angle also directed towards the base; the pubescence of the apical part of the elytra is darker at the tip than in front of it.

Hab. Kailu (A. Mocquereys, 1892).

Named in honour of the collector.

Plagionotulus gen. nov. Type: *Pl. lyricea* sp. nov.

Capite parvo: fronte plana, ante oculos subcarinata; antennis brevibus, valde approximatis, articulis simplicibus, extus ad apicem vix triangulariter productis, scapo cylindrico, articulo tertio paulo longiore; prothorace globoso, capite multo latiore; elytris fortiter convexis, apicibus truncatis; tarsis posticis articulo primo duobus sequentibus multo longiore.

Distinguished chiefly by the narrow head with the front flattened, and by the approximate antennae.

To be placed behind *Nyctotrechus* Chev.

134. **Plagionotulus lyricea** sp. nov.

(Pl. IX., fig. 16.)

Pl. niger, pube grisea et olivaceo-grisea vestitus; prothorace reticulato; scutello margine excepto nigro; elytris fascia transversa mediana in sutura usque ad scutellum ascendente nigra, hac fascia maculam fere lyriformem includente, praeterea linea humerali nigra notatis; elytrorum apice sparsim pubescente, truncato, extus fortiter, intus breviter spinoso; meso-metasterno lateribus abdomineque segmenti primi parte apicali albis.

Long. $10\frac{1}{2}$ mm., elytr. $6\frac{1}{2}$, lat. 3.

Black, clothed with a grey pubescence, which has a distinct olivaceous tint on head, prothorax, and base of the elytra. Basal half of the antennae black, the remainder white; scape longer than the third joint. Prothorax a little broader than long, regularly reticulated, with the meshes of the net very feebly impressed. Scutellum rounded, a very little triangular; black, the margin bordered with an olivaceous grey pubescence. Apices of the elytra truncate, the outer angles strongly toothed, the sutural ones with a faint tooth only, the margin between the teeth a very little rounded; a black transverse antemedian fascia, common to both elytra,

extending on the suture to the scutellum, and including a lyriform grey marking, the tip of which does not quite reach the scutellum ; the pubescence denser beyond the middle than at the apex, so that there is an ill-defined postmedian transverse grey band ; each elytron has, moreover, a humeral longitudinal black streak, the inside of which is connected with the large antemedian black macula by a very fine black line.

Hab. Kniha (A. Mocquerys, 1892).

Not.—*Clytus senegalensis* Laporte et Gory. (*Mouogr.*, p. 91, Pl. XVII., fig. 108) belongs to this genus. There is a mistake in the above-cited description of this species, as only the apical half of the first abdominal segment is white, whilst the second segment is black.

135. *Plagionotulus cinereus* sp. nov.

Pl. niger, pube cinerea vestitus ; prothorace minute granulato ; elytris apicibus subrotundato-truncatis, extus spinosis, macula humerali parva, fascia obliqua ab basi fere ad medium marginis externi descendente antice bifurcata, fascia secunda mediana elytris communi sagittaeformi in sutura usque ad scutellum ascendente, nigris ornatis, his fasciis ad marginem anteriorem connexis ; mesosterno et metasterno macula laterali abdomineque segmenti primi parte apicali albis.

Long. 9 mm., elytr. 5, lat. 2½.

Black, clothed with an ashy grey pubescence. Scape of the antennae as long as the third joint. Prothorax finely granular, a little more rounded posteriorly than before the middle. Markings of the elytra similar to those of the preceding species, but the humeral line is short, and the large black sub-basal band sends out on each elytron a fine and short line which does not quite extend to the basal margin.

Hab. Delagoa Bay.

Denticerus gen. nov.

Differt a genere praecedente antennarum articulis apice utrinque dentatis, articulo tertio scapo longiore.

136. *Denticerus reticulatus* sp. nov.

D. niger, cinereo-pubescentis ; antennarum articulo tertio scapo sesqui longiore ; prothorace reticulato, medio macula transversa indistincta nigra ; elytris macula parva basali, et fascia lata mediana transversa versus scutellum dilatata, nigris ; apice pauce pubescente, subnigro ; meso- et metasterno abdominisque segmento primo lateraliter albo-maculatis.

Long. 7 mm., elytr. 4½, lat. 2.

Black, clothed with an ashy grey pubescence. Front densely and rugosely punctured ; antennae reaching the middle of the elytra, feebly pitchy, chiefly at the base ; third joint elongate. Prothorax regularly and rather strongly reticulated. Scutellum triangular, black. Elytra obliquely truncate at the apex, rather strongly toothed at the outer angles, and feebly so at the inner ones, with a broad black transverse median band, which is narrowly dilated on the suture towards the scutellum and is bordered with white hairs, chiefly in front ; before the band in the middle of the base of each elytron is a small inconspicuous black spot ; the grey pubescence sparse at the apex, the latter almost black. The first abdominal segment bears a white spot at each side, or its whole posterior part is white.

Hab. Kniha (A. Mocquerys, 1892).

137. *Apiogaster rufiventris* Perr.

Kuilu.

138. *Apiogaster minor* sp. nov.

A. niger; elytris nigro-viridibus; femorum quatuor posteriorum basi et totis tibiis quatuor posticis rufis; capite prothoraceque densiter grosse reticulato-punctatis; hoc latitudine duplo longiore, postice leviter constricto, lateribus et linea antesentellare longitudinali albo-sericeis; scutello transverso, truncato, albo; elytris basi rectis, lateribus medio vix angustatis, apicibus extus acute spinosis, antice reticulato-punctatis, versus apicem subtiliter rugulosis; infra lateribus albo-pubescentis.

Long. 6 mm., elytr. 4, lat. 1 $\frac{3}{4}$.

Black, elytra moderately tinged with blue at the apex. Front plain, coarsely punctured, with a short and fine median line; vertex, prothorax, and base of the elytra reticulate-punctate. Third joint of the antennae a little longer than the thickened scape; fifth to tenth joints acute at the inside of the apex. Prothorax about twice as long as broad, slightly constricted at the base; sides a little rounded, the vertical parts of the sides—as well as the prosternum, except the front margin—and a short longitudinal line in front of the scutellum, white. Scutellum white, transverse, and truncate. Elytra a very little narrowed in the middle, with the sides rounded before the apex, the latter with two long spines at the outer angles; basal margin straight; disc of each elytron longitudinally impressed. Under surface clothed with a white pubescence at the sides. Four hind tibiae and the base of the four hind femora rufous; tarsi brownish black.

Hab. Gaboon (*A. Mocquers*).139. *Ptycholaemus maculipes* Thoms.

Kuilu.

140. *Ptycholaemus simplicicollis* Thoms.

Kuilu.

141. *Ptycholaemus lativittis* Har.

Congo (exact locality?).

142. *Amphidesmus platypterus* Westw.

Kuilu and Loanda.

Two specimens labelled "Congo" have a different pattern of the elytra; the basal black region is reduced to a sutural patch, which is very narrow in one of the two examples.

143. *Amphidesmus westermanni* (Guér.).

Axim (W. Afr.).

144. *Diastellopterus clavatus* (Chevr.).

Ogowe R

LAMINI.

145. *Apomempsis bufoides* sp. nov.

A. nigra, sordide flavo-griseo-squammosa : prothorace duabus fasciis obscuris notato. Capite fronte profunde punctato, inter antennis parum concavo. Antennis articulo tertio scapo fere duplo longiore. Prothorace longitudine latitudini aequali, lateribus rotundato, medio unispinoso, disco vix nodoso, punctis grossis instructo. Scutello brevi, lato, rotundato. Elytris punctis profundis magnis, versus apicem minutioribus, instructis, insertitiis noduloso-elevatis; singulo elytro nonnullis tuberculis prope suturam, seriatis dispositis, instructo, uno postmediano parum majore. Femoribus et tibiis annulo nigro notatis.

Long. 13 mm., elytr. 8, lat. 5.

Disc of the prothorax with only a trace of a tubercle at each side in front, and with a very faintly raised median line. The punctures of the elytra very large and deep, except at the apex, where they are much finer and also sparser: the interstices of the punctures are raised and form here and there distinct rounded tubercles: the tubercles of the disc near the suture somewhat stronger and arranged in two rather regular rows; the first tubercle of the inner row placed at the base, the second to fourth in front of the middle, one close behind the other, and the last and largest tubercle situated beyond the middle; a second and rather inconspicuous row placed on the middle of the disc at the outside of the first consists of three feeble tubercles. All these tubercles only moderately raised and more or less rounded, not pointed or crested.

Hab. Knulu (A. Mocquereys, 1892).

Similar to *A. bufo* (Chevr.), but differs from this species in the shorter prothorax, in the rounded scutellum, and in the elytra not being impressed at the base and having the tubercles less raised.

141. *Apomempsis bispinosa* sp. nov.

A. nigra, sordide russo-griseo-squammosa, nigro-variegata. Fronte sparsim punctulata. Antennis nigris, articulis 2, 3, 5, 7 apicibus griseis. Prothorace longitudine latitudini aequali, sparsim punctulato, disco levissime trigibboso; lateribus carina mediana bispinosa armatis. Scutello longitudine parum latiore, angulis posticis fortiter rotundatis. Elytris non gibbosis, ad apicem deflexis, post basim transverse depressis, sat sparsim, antice grossius quam postice, punctatis; singulo elytro tuberculis quatuor validis carinaeformibus, tribus prope suturam, una inter secundum et tertium parum versus externum, sitis, praeterea multis tuberculis parvis instructis. Pedibus nigro-annulatis, tibiis intermediis ad apicem sinuatis.

Long. 15 mm., elytr. 10, lat. 6.

Clothed with wood-brown scales, which are arranged in three streaks on the vertex, and in one broad median band on the prothorax; a large patch at each side of the prothorax and two patches on each elytron, one situated in the middle, the other in front of the apex, are more or less indistinct and of a brownish black colour; the whole of the upper surface, moreover, parti-coloured with black. Antennae black, with the tip of the third and fourth joints and with more than the apical half of the fifth and seventh covered with a grey pubescence; third and fourth joints together scarcely as long as all following joints. Prothorax with a feeble impression at each side of the middle of the disc, and with three extremely

faint dorsal swellings. Elytra parallel, and commonly rounded at the apex, their sutural part almost horizontal from the base to beyond the middle, then rather suddenly deflexed; the tubercles are arranged in about four rows on each elytron: the first row, beginning in the middle of the base, consists of three short and strongly raised keels, the anterior of which bears three sharp tubercles; the second row, at the outside of the first, consists of about seven tubercles, the posterior of which is largest and placed a little behind the second (antemedian) tubercle of the first row; the third row commences at the shoulder and consists of about ten tubercles, and the fourth row begins also at the shoulder and its tubercles gradually become minute behind; moreover, there are three or four faint tubercles at the base near the scutellum. Abdomen with black spots; femora with one, tibiae with two blackish rings.

Hab. Kuitu (A. Mocquereys, 1892) and Loanda.

This species is different in its general appearance from *A. bujô* (Chevr.) and *bujoides* sp. nov., as the elytra are not humped; it also differs in the intermediate tibiae being sinuate at the apex.

142. *Apomemphis trispinosa* sp. nov.

A. nigra, sordide griseo-squammosa. Fronte ad antennarum tuberes paucis punctis grossis instructa. Antennis articulo tertio quarto dimidio, 5 ad 11⁰⁰⁰ simul sumtis parum longiore. Prothorace longitudine fere dimidio latiore, disco leviter trigibboso, indistincte nigro-bimaculato, lateribus medio crista fortiter elevata trispinosa armato, spina antica minore. Scutello fere semicirculari. Elytris brevissimis, convexis, post medianum parum gibbosis, pone basim parum transverse depressis; singulo elythro tuberculis in sex seriis dispositis instructo: serie prima prope suturam tuberculis duobus, serie secunda tuberculis octo, anteriore tuberculo in basis medio sito bifido, tuberculis 2, 3, 4 magnis, caeteris parvis; seriis 3^a (duobus tuberculis), 4 (tuberculis quatuor), 5^a (tuberculis quatuor) post depressionem basalem incipientibus, eorum tuberculis sat minutis: serie sexta tuberculis septem et spina acuta humerali; elytris medio sat sparsim, lateraliter profundius densius parum seriatis punctatis. Femoribus et tibiis medio annulo nigro notatis.

Long. 6 mm., elytr. 4, lat. 3.

This species with three lateral spines on the prothorax is perhaps the same which Lacordaire mentions in *Genera Coleopt.*, ix. 1, p. 278, note (2).

Praonethida gen. nov.

Differt a genere *Apomemphis* Pasc.: Oculis divisis; prothorace disco fortiter elevato; processu prosternali transverse elevato acuto bituberculato.


Type: *Praonethida thoracialis* sp. nov.

The elytra are longer than in *Apomemphis*; the sides of the prothorax are nearly straight and have a feeble trace of a tubercle.

In general appearance the species described below reminds one of *Praonetha* Pasc.

143. *Praonethida thoracialis* sp. nov.

P. nigra, sordide griseo-squammosa, pedibus breviter setulosis. Capite inter antennis concavo; fronte punctata; vertice laevi. Antennis brunneo-nigris, articulis tertio et quarto conjunctis omnibus sequentibus simul sumtis multo longioribus. Prothorace fortiter dense punctato, disco fortiter elevato, elevatione nigra antice

bituberculata, lateribus tuberculo minuto submediano armato. Scutello quadrangulare. Elytris parallelis, postice communiter subtruncato-rotundatis, ante apicem fortiter declivibus; sat dense, lateraliter parum seriatim punctatis; singulo elytro crista basali mediana fortiter elevata bi- vel trifida, crista humerali obsoleta. 5 tuberculis postmedianis, sic:  dispositis instructo. Tarsis brunneo-nigris.

Long. 12 mm., elytr. $8\frac{1}{2}$, lat. $4\frac{1}{2}$.

Clothed with dirty grey scales, shading off into brown and black, and with sparse short whitish setulose hairs, which are denser especially on the apex of the elytra, on the under surface and legs. Front of the head with rather closely set deep punctures, vertex with some punctures only between the eyes. The discal elevation of the prothorax is highest in front and gradually declivous towards the base; its anterior margin is impressed in the middle. Scutellum quadrangular, with the angles somewhat rounded. Elytra with a transverse greyish band behind the middle, and with the apex also pubescent grey. Of the five postmedian tubercles of each elytron the two posterior ones are larger than the three anterior.

Intermediate tibiae a little curved, and slightly constricted near the tip.

Hab. Kuilu (A. Mocquerys).

144. **Leprodera congoana** Duviv.

Cameroons.

145. **Monohammus x-fulvum** Bates.

Ogowe, Kuilu, Congo, and Loanda. Apparently a rather common species.

146. **Monohammus centralis** Duviv.

Axim (W. Afr.), Gold Coast, Kuilu, and Loanda.

147. **Monohammus ruspator** (Fabr.).

Sierra Leone, Gold Coast, Cameroons, and Kuilu.

148. **Monohammus ruspator** ab. **basalis** Chev.

Cameroons.

149. **Monohammus griseoplagiatus** Thoms.

Gold Coast, Ogowe, Kuilu.

150. **Monohammus irroratus** Chev.

Sierra Leone.

151. **Monohammus cineraceus** sp. nov.

♂ ♀. *M. niger*, infra aequabiliter cinereo-pubescent, supra cinereo-irroratus. Capite paucis punctis instructo; antennis fulvis, scapo nigro, minute densissime punctulato. Prothorace dorso inaequali, sparsim punctato. Scutello apice rotundato. Elytris irregulariter, versus latera seriatim, punctatis, apicibus singulis rotundatis. Tibiis tarsisque fulvis.

Long. 20 mm., elytr. 15, lat. 7.

Upper surface ashy grey, with many black spots, which almost form two transverse bands on the elytra, one in front of, and one behind the middle. Front of the head with a few punctures, vertex with some punctures only in the middle. Antennae tawny, the tip of the joints a little darker; scape black, covered with fine

closely placed punctures, intermixed with some larger ones; once and a half as long again as the body in the ♂, and half as long again in the ♀. Scutellum more densely pubescent at the sides than in the middle. Elytra punctuated: the punctures serially arranged at the sides, and faintly umbilicate at the base.

Hab. Kulin (A. Mocquers, 1892).

152. *Monohammus fulvaster* sp. nov.

♂. *M. niger*, fulvo-cinereo-pubescent, maculis vittisque pallide ochraceis ornatus. Fronte singulatim punctata: vertice laevi, paucis punctis inter oculos instructo, vittis tribus longitudinalibus ochraceo-luteis notato. Antennis corpore duplo et dimidio longioribus, articulis basi griseis, scapo minutissime punctulato. Prothoracae longitudine paulo latiore, disco medio ante basim tuberculato, sparsissime punctato, fasciis quatuor pallide ochraceis notato, una dorsali utrinque prope medium, una laterali utrinque sub dentem sita. Scutello subtriangulare. Elytris ad suturam parum depressis, apicibus subtruncatis, angulis suturalibus rotundatis, externis breviter dentatis, sat tenuiter et parum seriatim punctulatis, multis maculis pallide ochraceis notatis.

Long. 15 mm., elytr. 10, lat. 5.

The prothoracic tubercle on the disc near the base is feeble, but still visible; the lateral teeth are a little curved. Scutellum impunctate, of a somewhat triangular shape, with the apex rounded. The punctures of the elytra are fine, and here and there serially arranged; those of the base coarser and somewhat umbilicate, with the interstices raised to slight transverse wrinkles, especially near the scutellum; the suture feebly depressed, and the third interstice of the punctured rows somewhat raised. Under surface impunctate, clothed with an uniformly coloured pubescence, which is a little more fulvous at the tip of the tibiae.

Hab. Kulin (A. Mocquers, 1892).

153. *Monohammus griphus* sp. nov.

♀. *M. ater*, infra griseo-, supra nigro-pubescent et albo-variegatus. Capite fascia transversa ad frontis et genarum marginem sita, vitta angusta in utroque latere verticis ad oculorum marginem, albis notato, paucis punctis profundis instructo; antennarum tuberibus impunctatis. Antennis corpore sesqui longioribus, articulis basi albis. Prothoracae disco inaequali, dente laterali valido, paucis punctis profundis instructo; utrinque supra dentem lateralem fascia recta longitudinali alba ornato. Scutello rotundato. Elytris basi dense grosse, apicem versus minutius, punctatis; fascia ab humero usque ad suturae medium descendente, ubi parum obsoleta, plagis irregularibus una ante apicali, secunda apicali, albis notatis.

Long. 19 mm., elytr. 13, lat. 6½.

Upperside with a deep black pubescence. Front of the head with some sparse punctures; antennal tubers impunctate; a transverse band at the margin of the cheeks and front, and two narrow oblique streaks bordering the upper lobes of the eyes, of a white pubescence. Antennae half as long again as the body, with the bases of the third and three succeeding joints white; scape, second and seventh joints also somewhat whitish at the base. Prothorax with scattered punctures and with three faint smooth nodosities on the disc; lateral teeth large; sides with an almost straight band situated above the lateral tooth. Scutellum impunctate, rounded, fringed at the margin with ashy grey hairs. Elytra very faintly truncate at the apex, coarsely punctate, with the punctures becoming finer towards the apex;

each elytron with an oblique white band extending from the shoulder to the middle of the suture, with the posterior part less sharply marked; and with two white patches, one small, situated at the apex, the other larger, reaching the outer margin and almost reaching the suture, placed in front of the apex; besides these markings there is a rather sparse white pubescence behind the scutellum and in the middle of the sides. Body beneath with a grey pubescence, which is denser at the sides of the sterna and first abdominal segment. Legs also pubescent grey, with a black ring near the apex of the femora; tibia white in the middle.

Hab. Knilu (A. Mocquerys, 1892).

Resembles *Griphammus ligatus* sp. nov., but is a true *Mouchammus* with a declivous mesosternum.

154. *Noserochera tuberosa* Bates.

Knilu, Gaboon, Cameroons.

Griphammus gen. nov.

Tibiis intermediis incisura distincta instructis, mesosterni processu producto antice verticali, prosterno inter coxas elevato sulcato. Scapo cicatrice valida instructo; oculorum parte inferiore transversa; fronte brevi; prothorace disco inaequali, lateribus dente mediano armato; pedibus anticis (δ) leviter elongatis, tarsis simplicibus.

Type: *Griphammus ligatus* sp. nov. from Knilu.

155. *Griphammus ligatus* sp. nov.

(Pl. X., fig. 1.)

δ ♀. *G. ater*; fascia alba antice capitis marginem frontalem cingente, dein lateraliter trans genas et prothoracem usque ante elytrorum suturam medium continue ascendente, ornatus. Antennis (δ) corpore duplo, (η) tertia parte longioribus, scapo densiter minute punctato, articulis basi albis. Prothorace longitudine vix latiore, disco impressione magna hand profunda instructo. Scutello rotundato. Elytris postice albo-variegatis, irregulariter seriatim punctatis, interstitiis prope suturam parum elevatis; apicibus truncatis. Corpore infra lateraliter (abdominis segmentis 3^o et 4^o exceptis) albo-pubescente.

Long. 18 mm., elytr. 12, lat. 6.

Black, somewhat glossy; with a white continuous band, bordering the front margin of the head, then running from underneath the eyes beyond the prothorax—including the lateral tooth—to the suture of the elytra, ending there in front of the middle. Head with fine and sparse punctures. Antennae of the δ twice (or more) the length of the body, those of the female a third longer than the body. Prothorax with a large and transversely wrinkled discal impression, which is continuous with a short longitudinal median groove in front; with coarse punctures at each side close to the base, and with some scattered punctures elsewhere, chiefly above the lateral teeth. Scutellum rounded, with a very few white hairs at the sides. Elytra irregularly punctured at the sides, seriatim punctured near the suture, with the interstices (about 4) of the rows raised, especially in and beyond the middle; the sutural region between the white bands, and the space at the outside of the bands black, the remainder of the elytra irregularly spotted with a white pubescence forming a conspicuous white apical patch on each elytron touching in front a black patch. Under surface

sparingly pubescent, almost glabrous. Sides of the metasternum, of the apical margin of the first abdominal segment, and of the basal margin of the second and of the last segment with a white pubescence. Femora with a rather inconspicuous ring near the apex.

Hab. Kuilu (A. Mocquerys, 1892) and Loanda.

156. *Bixadus sierricola* White.

Sierra Leone and Gaboon.

The black sutural mark varies very much in size; in one of the specimens from Gaboon this patch is almost absent.

157. *Domitia lupunaria* Thoms.

Kuilu.

Prodomitia gen. nov.

♀. Tibiis intermediis incisura profunda instructis, mesosterno angusto, tuberculato, oculis parte inferiore verticali, antennis articulis basalibus brevissime ciliatis, elytris striatim punctatis: corpore toto pilis squamiformibus albis disperse vestito.

Type: *Prodomitia cinerea* sp. nov. from Kuilu.

Differs from *Domitia* Thoms. in the narrow and somewhat declivous mesosternum bearing a tubercle in the middle, and in the scale-like hairs of the body.

158. *Prodomitia squamigera* sp. nov.

♀. *P. nigra*, dense obscure olivaceo-pubescent, elytris inconspicue griseo-variegatis. Capite impunctato, sine sulco mediano. Antennis corpore quarta parte longioribus, articulo tertio scapo fere duplo longiore, articulis basi et summo apice griseis. Prothorace longitudine latitudini aequali, antice et postice recte truncato, sulcis transversis duobus anticis in disco obsoletis, duobus posticis profundis, dente laterali valido instructo, impunctato. Scutello rotundato, densissime griseo-pubescente. Elytris striato-punctatis, punctis ad apicem irregularibus, apicibus singulis truncatis.

Long. 13 mm., elytr. 9, lat. 4.

Black, antennae and tibiae with a very feeble tint of pitchy. The scale-like white hairs absent from the antennae except the scape. Disc of the prothorax with a faint impression on each side. Scutellum as long as broad, rounded, covered with a very dense whitish pubescence, except in the middle of the base. Elytra rather inconspicuously spotted with greyish-white hairs, especially at the sides: the punctured rows are not quite regular; the extreme base and the apex irregularly punctured, with the anterior border of the basal punctures each raised into a feeble granule; interstices of the punctured rows somewhat raised near the suture. Under surface uniformly pubescent ashy grey.

Hab. Kuilu (A. Mocquerys, 1892).

159. *Aderpas brunneus* Thoms.

A good number of specimens from Kuilu and Gaboon seem to me to belong to this species. Each elytron has four real keels, two of which are feeble, whilst the other species of this genus bear some frequently interrupted lines formed by an erect pubescence. On the top of the keels are rather strong setulose hairs, which also may be found—but are much less conspicuous—in *A. lineolatus* (Chevr.) and in *A. subsociatus* sp. nov.

160. *Aderpas lineolatus* (Chevr.).

Gold Coast. This species, placed in *Acanthorinus* in the Munich Catalogue, agrees in all generic characters with the other species of *Aderpas*.

Kuilu.

161. *Aderpas griseus* Thoms.162. *Aderpas subfasciatus* sp. nov.

A. piceo-niger; antennis, abdomine pedibusque rufescentibus; griseo-albo-pubescentibus. Capite et prothorace fere aequabiliter pubescentibus; antennis articulis basi griseis; scutello triangulare, lateribus rotundato; elytris basi grosse, apicem versus minute punctatis, albo-variegatis, fascia transversa, elytris communi, ante-mediana, sat inconspicua, et maculis duabus postmedianis transverse dispositis olivaceo-brunneis; infra minutissime densissime punctatus.

Long. $10\frac{1}{2}$ mm., elytr. $7\frac{1}{2}$, lat. $3\frac{1}{2}$.

This species is closely allied to *A. griseus* Thoms.; but it may be known by the dark pitchy colour of the body, with the antennae, legs and abdomen reddish, by the even pubescence of head and prothorax, and by the more slender and less convex elytra with a different style of markings. The elytra have a transverse olivaceous brown band before the middle, abbreviated at the sides, and two spots of the same colour behind the middle of each elytron: the white spots are very small, whilst *A. griseus* Thoms. has two median and one anteapical spot somewhat enlarged. *A. lineolatus* (Chevr.) is also closely allied, and differs chiefly in the fulvous grey pubescence, in the coarser punctation of the elytra, and in the apex of the latter being feebly emarginate, with the outer angles somewhat produced.

163. *Aderpas punctulatus* sp. nov.

A. brunneo-niger, sparsim griseo-albo-pubescentibus. Antennarum scapo articulo tertio paulo longiore; prothorace punctulato, lateribus subrotundato, inermi; scutello subrotundato, apice medio minute angulato, albo-marginato; elytris densissime grosse punctatis, minute albo-maculatis, maculis nonnullis post scutellum et post medium sitis parum conspicuoribus; tiliarum apicibus tarsisque nigro-pilosis.

Long. 7 mm., elytr. 5, lat. $2\frac{1}{2}$.

Base of the antennae and the tibiae more reddish than the remainder of the body. The pubescence is rather sparse, and forms indistinct and very small white spots on the elytra; one or two of the spots before the middle of each elytron, and some more beyond the middle and at the sides are more conspicuous. The very dense punctures of the elytra are arranged in rows here and there: one regular row at the suture extends from the middle to the apex.

Hab. Kuilu.

The dense punctation of the elytra is the principal character, by which this small form may be easily distinguished from the other species of the genus hitherto known.

164. *Acridocephala variegata* Auriv.

Cameroons, Kuilu, and Loanda.

165. *Coptops aedificator* (Fabr.).

Gold Coast, Old Calabar, Cameroons, Kuilu, Loanda.

166. *Ancylonotus tribulus* (Fabr.).
Gold Coast, Kailu, Congo, Loanda.
167. *Oeax lichenis* Duviv.
Gold Coast and Kailu.
168. *Lasiopezus variegatus* (Fabr.).
Gold Coast, Ogowe, and Loanda.
This species is omitted in the Catal. of Gemm. and Harold.
169. *Lasiopezus nigromaculatus* Qued.
Kailu.
170. *Tecton quadrisignatum* Chev.
Kailu and Cameroons.
171. *Prosopocera bipunctata* (Drury).
Accra (W. Afr.), Cameroons.
172. *Prosopocera ocellata* Chev.
Kailu.
173. *Prosopocera antennata* Gahan.
Sierra Leone.
174. *Prosopocera signatifrons* Duviv.
Gold Coast.

175. *Prosopocera punctulata* sp. nov.

♂♀. *P.* infra olivaceo-luteo-, supra luteo-flavo-pubescentis. Fronte sparsim punctulata, vertice laevi. Antennis brunneis, (♂) corpore plus quam dimidio, (♀) parum longioribus, articulo tertio scapo duplo longioribus. Prothorace longitudine latiore, deute laterali parvo armato. Elytris angulis suturalibus in dentem productis, multis guttis punctiformibus—singula gutta punctum impressum includeute—nigro-brunneis, irregulariter dispositis, notatis. Tibiis tarsisque rufo-brunneis.

Long. 23 mm., elytr. 16, lat. 8.

Derm of a brownish black colour; antennae, tibiae and tarsi more rufous brown. Upper surface clothed with a yellowish buff pubescence, which has a tint of orange on the elytra. Scape of antennae densely granulate punctuated above, half as long as the third joint, or slightly longer. Disc of the prothorax with the anterior transverse groove strongly bent backwards in the middle, with a second but short transverse groove close behind the median part of the first, and with an irregular shallow and uneven impression at each side behind; these impressions as well as the posterior parts of the sides of the prothorax somewhat punctured. Elytra irregularly and sparsely punctured, the punctures near the basal margin with a granule in front; each puncture situated in a very small spot of a blackish brown pubescence; apices with a short pointed tooth at the sutural angles. Under surface uniformly olivaceous buff, with an inconspicuously darker mark at the sides and in the middle of the abdominal segments.

Hab. Kailu (A. Mocquereys, 1892).

176. *Prosopocera grisea* sp. nov.

♀. *P. niger*, griseo-pubescentis, nigro-olivaceo-variegata. Fronte granulata. Antennis corpore quarta parte longioribus, scapo articulo tertio brevior, minutissime punctulato, praeterea paucis punctis grossis instructo. Prothorace sulcis transversis anticis dorso obsolete, disco lateraliter spatio granulato. Elytris angulis suturalibus rectis, lateribus usque ad apicem dense grossissime, versus suturam sparsim et minutius, punctatis. Infra pube parum flavescente vestita; abdomine segmento ultimo apice emarginata.

Long. 21 mm., elytr. 14, lat. $7\frac{1}{2}$.

Head and prothorax with a short grey pubescence; elytra dark olive, spotted with grey. Head with an extremely fine punctuation, and with dense minute granules on the front; with a longitudinal faint groove at each side of the front, curved and more densely pubescent; and with a small whitish grey spot in front of each antennal tuber. Grooves of the prothorax very feeble on the upperside; a small brownish area at each side of the disc densely granular. Elytra somewhat narrowed behind, with the apices commonly rounded, and with the sutural angles rectangular; the front border of the basal punctures of the elytra raised each into a minute granule; at the side behind the shoulder of each elytron stands a small and rather inconspicuous brownish spot. Under surface clothed with a grey pubescence, which is slightly tinged with buff; the pubescence somewhat denser at the sides. Legs spotted with brown.

Hab. Kulu (A. Mocquerys, 1892).

The coarse punctuation of the lateral part of the elytra from the base to the apex, in addition to the feeble anterior transverse grooves of the prothorax, will be sufficient to distinguish this species from any other of the genus *Prosopocera*.

177. *Prosopocera alboplagiata* sp. nov.

♀. *P. nigro-brunnea*, olivaceo-brunneo-pubescentis. Antennis corpore brevioribus, scapo articulo tertio paulo longiore. Prothorace lateribus plaga magna nivea, antice versus discum ascendente, infra cum plaga nivea meso-metasternali unita, notata. Scutello niveo, rotundato. Elytris sparsissime punctatis, ad humeros paucis granulis glabris instructis, macula basali piriformi communi, marginem basalem non attingente, et plaga magna laterali mediana niveis, praeterea punctis duobus nigris, uno laterali posthumerali, uno discoidali submediano, notatis.

Long. 28 mm., elytr. 20, lat. 11.

Clothed with a mummy brown pubescence. Head with an extremely fine punctuation, and with some coarse scattered punctures, chiefly between the antennae and near the upper lobes of the eyes. Prothorax a third broader than long, with the anterior transverse groove rather strongly curved on the disc; the latter with a broad shallow median impression, with a feeble and somewhat oblique longitudinal groove at each side of the impression, and with another oblique and rather deep groove running from the basal constriction towards the sides; the spaces between the grooves somewhat raised; lateral teeth placed near the basal constriction; the whole of the sides covered with a snowy-white patch extending upwards to the disc anteriorly; middle line also feebly white in front and at the base. Elytra with sparse punctures, and with some glabrous black granules at the shoulders; there are three markings of the snowy-white colour of the lateral patch of the prothorax.

one of them is basal and sutural, anteriorly just touching the scutellum, rounded in front and narrowed behind; another is placed at the side of each elytron, occupying the median half of the lateral part of the elytra, and extending internally beyond the middle of the disc; two black rounded spots are situated at the margin of the median patch, one lateral placed behind the shoulder, the second smaller and less sharply marked on the disc in front of the middle. Sides of the mesosternum and the anterior part of the posterior episternum snowy white.

Hab. Sierra Leone (Dr. Clements).

178. *Prosopocera fryi* Murray.

Kuila.

Agnitogaster gen. nov.

Differt a genere *Prosopocera* Blanch.: capite sulco arcuato interantennali fere nullo; abdomine segmento ultimo impressione 3-formi densiter pilosa, vel antice pilosa postice glabra, instructo; tibiis carinatis.

Type: *Agnitogaster variegatus* sp. nov., from Kuila.

179. *Agnitogaster variegatus* sp. nov.

A. nigro-brunneus, supra pube nigro-olivacea vestitus. Capite fronte granulato, pone oculos griseo. Antennis corpore parum longioribus, articulis basi griseis, scapo brevi, granulato, articulo tertio scapo duplo longiore. Prothorace deut. laterali parum arcuato armato, antice et postice transverse bisulcato, disco medio sulco transverso sat inconspicuo parum arcuato instructo; lateribus griseo-pubescentibus, juxta dentem punctis grossis instructis. Elytris apice communiter rotundatis, angulis internis subrotundatis, lateraliter grosse, versus suturam minutius et sparsius punctatis; dimidio antico griseo-et nigro-olivaceo-variegato, plaga magna humerali et dimidio postico nigro-olivaceis, parum praecipue ante apicem prope suturam griseo-variegatis; singulo elytro punctis duobus inconspicuis nigro-olivaceis notato, uno laterali posthumerali, secundo discoidali antemediano. Infra griseus.

Long. 16 mm., elytr. 11, lat. 5.

Scape of antennae short, granulated and punctulated, with a strongly granular cicatrix. Prothorax twice as broad as long, with the basal margin slightly sinuate near the sides; lateral teeth curved and rather thin; sides with some coarse punctures behind and underneath the tubercle. Scutellum as long as broad, rounded at the apex. Punctuation of the elytra strong but not close at the sides, finer and sparser near the suture, especially towards the apex, the punctures arranged in short rows here and there. Anterior half of the elytra grey, finely spotted with dark olive, including a large humeral dark olive patch, which is sometimes extended to near the suture; posterior half dark olive, with many small grey spots, especially near the suture; one of the spots is usually larger and situated near the suture at the beginning of the apical quarter. Each elytron bearing two dark olive and rather inconspicuous spots placed as in *P. bipunctata*, *ocellata*, *antennata*, etc.; one example is devoid of the discal spot. Under surface uniformly pubescent grey, with a tint of olive. The villose hairs of the impression of the last abdominal segment of a buff colour.

Hab. Kuila (A. Mocquereys, 1892) and Loanda.

180. *Agnitogaster fasciatus* sp. nov.

A. niger, supra olivaceo-brunneo-pubescent. Capite medio tenuiter canaliculato: fronte granulata; vertice laevi. Antennis corpore quarta parte longioribus, scapo granuloso, articulo tertio scapo triplo longiore, articulis basi griseis. Prothorace basi fortius constricto quam antice, laevi, lateribus parum rotundato, inceni. Scutello rotundato. Elytris sparsim punctulatis, apicibus singulatim rotundatis, fascia basali communi ad humeros abbreviata, fascia transversa mediana obliqua ad suturam interrupta, macula antepicali in singuli elytri medio sita, margine apicali, maculisque duabus parvis lateralibus, una sub-, una posthumerali, griseis notatis. Infra griseo-pubescent: abdominis segmenti ultimi impressionis parte postica rufo-ochraceo-pilosa.

Long. 16 mm., elytr. 11, lat. 5.

Sides of the head grey, vertex with an exceedingly fine and inconspicuous punctation. Scape of antennae very short, not reaching the front margin of the prothorax. The latter grey at the sides, and with a dark olivaceous band: the first of the two anterior transverse grooves deep, the second feeble, and both of them obsolete on the disc: basal margin sinuate at each side. Elytra with a sparse punctation, which is almost concealed by the pubescence; with a basal straight grey band, extending from one shoulder to the other, and not touching the basal margin, and with another broad and somewhat oblique grey median band, interrupted at the suture, and not quite extending to the outer margins of the elytra: besides these bands there are some markings of the colour of the bands: a small spot underneath the shoulder, a rounded lateral macula in front of the median band, some very small lateral spots behind the band, and a large macula situated in the middle of the disc in front of the apex; the apical half of the suture and the apical margin are also pubescent grey.

Under surface grey; posterior part of the impression on the last abdominal segment covered with ochraceous rufous hairs. Carina of the tibiae very conspicuous. Outer edges of the intermediate tibiae clothed with a mummy brown pubescence.

Hab. Sierra Leone.

181. *Alphitopola bipunctata* Thoms.

Kuila, Bopoto (Upper Congo).

182. *Alphitopola pallida* Thoms.

Ogowe.

183. *Alphitopola flava* sp. nov.

♂. *A. rufa*, infra olivaceo-flavo-, supra flavo-tomentosa, antennis pedibusque pube grisea vestita. Antennis corpore tertia parte longioribus. Prothorace fasciis duabus dorsalibus antice approximatis, et fascia in utroque latere sub tuberculum sita obscure olivaceis, praeterea macula parva nigra tuberculum minutissimum laterale includente, notato. Scutello truncato, latitudine longitudini aequali. Elytris elongatis, grosse sat dense, versus suturam sparsius, punctatis, omnino flavo-variegatis, macula magna antemediana, secunda antepicali, discoidalibus, flavis.

Long. 17 mm., elytr. 12, lat. 5.

Tomentum of the upper surface canary yellow. Antennae reaching the apex of the elytra with the eighth joint, thinly grey pubescent. The tomentum forms two large discal spots on each elytron, one of them situated in front of the middle, longer

than broad and somewhat oblique, the other rounded, and placed before the apex; the rest of the elytra brownish pubescent, and densely parti-coloured with canary yellow. Under surface clothed with an olivaceous yellow pubescence. Legs thinly pubescent grey; outer edges of the tibiae, and under surface of the tarsi tawny ochraceous.

Hab. Knilu (A. Mocquerys, 1892).

Its nearest allied species is *A. flavosignata* Chev., from which it chiefly differs in the prothorax having a black spot at each side, and in the elytra being longer and more coarsely punctured.

Ocularia gen. nov.

Scapo cicatrice aperta, unguis divaricatis simplicibus, tibiis intermediis incisura distincta instructis.

Genis compressis, *oculis simplicibus*, frontis lateribus rotundatis; antennis corpore triplo vel quadruplo longioribus; prothorace capite (cum oculis) multo angustiore, lateribus inermi; processibus prosterni et mesosterni angustis; pedibus anticis elongatis; tarsis anticis tibiis paulo brevioribus, subtus longe pilosis, articulo primo elongato, parum arcuato. Type: *O. apicalis* sp. nov. from Gaboon.

The eyes are devoid of upper lobes, but there is a fine line running up from the eye to the vertex. In general appearance the species described below remind one very much of the genus *Xyaste* Pasc. from the Malayan region: but they cannot be placed in the group "Saperdides" of Lacordaire, as the antennal scape is cicatrised and the intermediate tibiae are grooved. *Ocularia* may provisionally be put in the group "Prosopocérides."

184. **Ocularia apicalis** sp. nov.

(Pl. X., fig. 19.)

O. nigro-brunnea, elytris fulvo-rufis, tenuiter griseo-pubescent. Capite medio canaliculato; antennis nigris vel nigro-brunneis, corpore quadruplo longioribus, articulis 2—5 interdum dilutioribus, scapo prothoracis basim attingente. Prothorace antice et postice truncato, ad basim constricto, lateraliter subrecto, longitudine latiore. Scutello nigro, subrotundato. Elytris antice ad suturam planis, postice convexis, apicibus truncatis, aequaliter et parum seriatim punctatis.

Long. 7 mm., elytr. $4\frac{1}{2}$, lat. $2\frac{1}{3}$.

Varying in colour from black to rufous brown. Head with a fine smooth median line. Prothorax black, or brown with the centre of the disc of a blackish colour; broadest near the front margin, constricted at the base, transversely channelled anteriorly as well as in the basal constriction; the anterior channel shallower than the posterior one, and becoming obsolete on the disc. Extreme apex of the elytra blackish, suddenly narrowed and a very little prolonged, with the angles nearly rectangular.

Legs black or brownish black, with the tibiae usually of a somewhat paler colour.

Hab. Gaboon and Ogowé R. (A. Mocquerys).

185. **Ocularia brunnea** sp. nov.

O. rufo-testacea; antennis (articulorum summa basi excepta), corpore infra, femorum anticorum basi, pedibusque quatuor posticis nigris, abdomine apice rufo. Elytris apicibus parum oblique truncatis, unguis fortiter rotundatis.

Long. $5\frac{1}{2}$ mm., elytr. $1\frac{3}{4}$, lat. $1\frac{3}{8}$.

This species has a close resemblance to small specimens of the foregoing one, from which it may be distinguished by the following characters: Upper surface uniformly rufous brick red: antennae black, with the extreme base of the third and all following joints rufous. Apex of the elytra somewhat obliquely truncate, not prolonged, and strongly rounded at both angles. Under surface black, with the apex of the abdomen rufous. Legs black, anterior ones (except their base) rufous.

Hab. Gaboon (A. Mocquerys).

186. *Ocularia cineracea* sp. nov.

O. obscure brunnea, pube cinerea variegata; capite medio canaliculato; antennis corpore triplo longioribus, scapo rufo; prothorace longitudine latiore, lateribus levissime rotundato, basi constricto, antice et postice transverse sulcato, sulco antico dorso obsoleto; scutello latitudinae longiore, apice rotundato; elytris omnino dense punctatis, apicibus parum oblique truncatis, angulis suturalibus fortiter, externis minus rotundatis.

Long. $4\frac{1}{2}$ mm., elytr. 3, lat. $1\frac{1}{2}$.

Blackish brown, with the antennal tubercles, the two first joints of the antennae and the extreme base of the other joints of a rufous colour, with the legs and sides of the under surface almost black. Elytra densely punctured all over, clothed with irregular patches of a grey pubescence. The apex of the elytra is shaped as in *O. brunnea* sp. nov., but the outer angles are less rounded. The scutellum is longer than in the other two species, and the antennae somewhat shorter.

Hab. Kniulu (A. Mocquerys, 1892).

This small species will be easily recognised by the densely punctured elytra, and by the grey pubescence of the latter confined to spots and small patches.

187. *Zographus plicaticollis* Thoms.

Cape of Good Hope and Transvaal.

188. *Pinacosterna nachtigali* Har.

Kniulu, Congo, and Loanda. A large number of specimens, which vary in size and shape, as well as in extent of the tawny pubescence. Sides of prothorax with or without tawny pubescence; elytra with one or two tawny spots each, and partly or totally spotted with grey. Front of the head grey or tawny. Sterna with the whole of the sides tawny, or only spotted with tawny. Abdomen spotted with tawny at the sides, or uniformly black.

189. *Sternotomis chrysopras* Voet.

Gold Coast, Ogowé, Kniulu, Congo, and Loanda.

190. *Sternotomis bifasciatus* (Fabr.) (= *imperialis* (Fabr.)).

Gold Coast, Cameroons, Ogowé, Lower Congo, Bopoto (Upper Congo), and Loanda.

191. *Sternotomis variabilis* Qued.

Bopoto (Upper Congo).

192. *Sternotomis tagarvei* Westw.

Cameroons, Ogowé.

193. *Sternotomis dubocagei* Coquer.

Lukolele and Bopoto (Upper Congo).

- 194 *Sternotomis virescens* Westw.
Gold Coast and Congo.
195. *Sternotomis callais* Fairm.
Kuilu, Congo, and Loanda.
196. *Sternotomis mirabilis* (Drury).
Sierra Leone, Gold Coast, and Congo.
197. *Sternotomis cruxnigra* Hope.
Sierra Leone.
198. *Phosphorus angolator* (Oliv.).
Gold Coast.
199. *Phosphorus gabonator* Thoms.
Kuilu.
200. *Phosphorus jansonii* Chevr.
Sierra Leone.
201. *Tragocephala buqueti* Thoms.
Gaboon, Kuilu.
202. *Tragocephala guerini* White.
Kuilu.
203. *Tragocephala senatoria* Chevr.
Old Calabar.
204. *Tragocephala pulchra* sp. nov.

(Pl. X., fig. 2.)

T. atra: fronte utrinque fascia obliqua angusta, inter antennis utrisque fasciis unitis, vertice utrinque vitta obliqua postice latiore, prothorace lateraliter fascia longitudinali dentem lateralem non includente.—elytris sutura et maculis tribus antepicalibus, tomento abdominis et pedum griseo-caeruleis. Elytrorum fascia antemediana ad humeros basin attingente metasternoque cinnamomeis.

Long. 23 mm., elytr. 17, lat. 7.

Front with a rather narrow streak at each side running from the hind angles of the cheeks to the anterior part of the vertex; both streaks are united between the antennary tubers. Scutellum pubescent like the suture. The broad brown band of the basal part of the elytra shades off into bluish grey at the shoulders; it is narrowly interrupted at the suture, and includes a large and rounded black scutellar spot; tip of the shoulders also black. Base and sides of the abdominal segments clothed with a bluish grey pubescence; each segment with a black spot at the sides.

Hab. Lukolele (Upper Congo).

Allied to *T. buqueti* Thoms. and *T. senatoria* Chevr.

205. *Tragocephala caerulescens* sp. nov.

(Pl. X., fig. 3.)

♀. *T. atra*: fronte verticeque utrinque vitta longitudinali obliqua, prothorace lateraliter fascia longitudinali lata, elytris fascia transversa basali ad humeros basin

attingente, fascia postmediana valde obliqua angusta, macula arcuata anteapicali (in singulo elytro), ante hanc maculam duabus maculis parvis, corporeque infra caeruleo-glancis. Metasterno lateraliter macula angusta et abdomine segmentorum medio et maculis lateralibus atris. Antennis corpore parum brevioribus, elytris basi ad humeros impresso-emarginatis.

Long. 27 mm., elytr. 19, lat. $7\frac{1}{2}$.

The outline of this peculiarly coloured species is almost like that of *T. garini* White, which likewise has an oblique band on the front of the head bordering the anterior margin of the cheeks and ending in front of the antennary tuber; the base of the elytra is deeply emarginate near the shoulders in both species.

In *T. caeruleascens* the prothoracic vitta includes the black lateral tubercle; the basal fascia of the elytra is narrowly interrupted at the suture and bears a short line in front (on each elytron) running towards the scutellum; shoulder angles black. The second band narrow, beginning above the apex of the first abdominal segment, at first somewhat straight and then strongly oblique.

Hab. Knilu (A. Mocquereys, 1892).

206. *Tragocephala occidentalis* sp. nov.

T. nigra; tota fronte, vertice utrinque vitta obliqua, prothorace fascia laterali postice latiore, elytris corporeque infra pallide griseo-fulvis; elytris maculis nigris notatis, prima communi circumscutellare, secunda humerali minutissima, tertia post-humerali ad marginem exteriorem sita, quarta suturali lata triangulare, antice rotundata, fere ab medio usque ad apicem extensa; praeterea elytrorum marginis externi tertia parte apicali, abdominalium segmentorum maculis parvis lateralibus et medio nigris; elytris ante medium macula parva communi brunnea. Antennis corpore longioribus; prothorace dente lateralis postmediano tumido apice truncato.

Long. 22 mm., elytr. 16, lat 7.

Hab. Congo (exact locality?).

Allied to *T. mniszechi* Thoms. from Natal.

207. *Tragocephala gorilla* Thoms.

A small series of specimens from different localities, though considerably varying in size as well as in pattern of elytra, are to be referred, I believe, to this species.

a. In the typical form with the markings of an ochraceous colour, the longitudinal broad band of the elytra includes three black spots at the sides, the first of them is placed on the shoulder angle, the third almost in the middle of the elytron: pubescence of the under surface olive buff, tinged with tawny. Gold Coast.

b. Colour of the markings and under surface olive yellow. Ogowe R.

c. Third lateral spot enlarged. Gold Coast and Knilu.

d. This spot enlarged and connected with the black region of the suture. Gold Coast.

208. *Tragocephala mocquereysi* sp. nov.

♀. *T. atra*: fasciis maculisque flavis ornata. Fronte ante oculos linea brevi et in medio vitta usque ad verticem extensa, vertice utrinque vitta obliqua; prothorace fascia laterali (postice albida) et macula antescutellare, elytris basi vittis duabus longitudinalibus, una media basium extremam non attingente, secunda subhumerali ad marginem exteriorem sita, fascia transversa mediana fere divisa in partes tres, maculaque anteapicali flavis notatis. Praeterea elytro singulo post fasciam

medianam punctis duobus, et angulo suturali albis. Corpore infra flavo-tomentoso; metasterno macula elongata laterali, segmentis abdominalibus medio et maculis lateralibus nigris, segmenti ultimi macula laterali et caeterorum segmentorum basis medio griseo-cinctibus. Elongata: antennis corpori aequalibus; prothorace latitudine parum longiore, dente laterali postmediano sat brevi.

Long. 16 mm., elytr. 12, lat. $4\frac{1}{2}$.

Hab. Ogowe R. (A. Mocquereys, 1892).

Similar in shape to *T. galathea* Chev., but different in colour and pattern of the markings.

209. *Tragocephala confluens* sp. nov.

♀. *T. atra*; fronte plaga magna triangulare, vertice utrinque vitta obliqua sat lata, prothorace fascia laterali pone dentem parum angustata, elytris fascia basali ad suturam vix interrupta—angulis humeralibus et spatio circum scutellum nigris.—fascia mediana obliqua ad suturam dilatata, in singulo disco cum fascia basali connexa, maculaque antepicali sat magna ochraceis albo-cinctis. Post fasciam elytrorum medianam in singulo elytro punctis tribus albis transverse dispositis; prothorace medio ante basin macula parva alba; scutello apice paucis griseo-pubescentibus. Sternis et abdominalis segmentis secundo ad quartum lateraliter ochraceis et nigro-maculatis; segmentorum basi et medio, et segmenti ultimi macula laterali griseis. Pedibus griseo-pubescentibus, femoribus macula ochracea ornatis. Antennis corpore paulo brevioribus; prothorace dente laterali postmediano minute arenato.

Aberr. a.: Elytrorum fascia basali ad suturam valde interrupta et cum fascia mediana hand connexa.

Aberr. b.: Ut sub *a.*, sed prothorace sine macula basali.

Long. 22 mm., elytr. $16\frac{1}{2}$, lat. $7\frac{1}{2}$.

Hab. Gold Coast, Gaboon, Ogowe.

The variety mentioned *sub a* is closely allied to *T. castnia* Thoms.; its shape is, however, more slender, and the bands of the elytra are bordered with white. Scutellum sometimes entirely black.

210. *Tragocephala castnia* Thoms.

Sierra Leone and "Congo."

211. *Tragocephala ochracea* sp. nov.

♀ *T. nigra*, fasciis maculisque ochraceis ornata. Fronte ante oculos linea lata transversa, medio fascia longitudinali lateribus parallelis; vertice utrinque fascia obliqua. Antennis (♀) corpore brevioribus. Prothorace utrinque fascia longitudinali dentem lateralem includente, hoc aento, distincte arcuato, postmediano, apice nigro; basi ante scutellum emarginata; longitudine latitudini fere aequali (dentibus lateralibus exclusis). Elytris basi ochraceis, spatio ad scutellum et angulis humeralibus nigris exceptis, fascia submediana sat angusta, ad suturam versus posticum dilatata, macula antepicali sat magna irregulare, ante hanc maculam duabus (in singulo elytro) punctis ochraceis, angulo suturali albo-marginato. Corpore infra ochraceo-tomentoso; metasterno lateraliter macula longitudinali abdominalisque segmentis medio et macula laterali glabris nigris.

Long. 22 mm., elytr. 16, lat. $7\frac{1}{2}$.

Distinguished from its nearest allied species *T. elongata* sp. nov. by the somewhat stouter form, the darker yellow colour of the bands and under surface, the

shape of the frontal marking, the shorter antennae, and by the lateral teeth of the prothorax being acuter and more arcuate; moreover the black space near the scutellum is much smaller, and the apical spot larger.

From *T. castnia* Thoms. it again differs chiefly in the form of the frontal marking, in the much straighter basal band of the elytra, in the median band being also straighter and narrower, and in the longer prothorax.

Hab. Kuilu (A. Mocquerys, 1892). Only female specimens.

212. *Tragocephala elongata* sp. nov.

♂ ♀. *T. nigra*, supra nigro-, infra viridi-griseo-pubescentis, fasciis et maculis pallide flavis ornata. Fronte plaga magna, vertice et prothorace utriusque fascia longitudinali, fasciis prothoracis pone tuberculum laterale albidis. Elytris fascia transversa basali juxta humeros basim attingente (humerali angulo ipso nigro) minute arcuata, fascia mediana transversa ad suturam parum versus posticum dilatata, macula anteapicali parva longe ovata, pallide flavis, ante maculam anteapicalem uno vel duobus punctis albis notatis; angulo suturali anguste albo-marginato. Metasterno lateraliter plaga longitudinali abdominisque segmentis medio et lateribus maculis glabris nigris notatis. Antennis ♂ corpore tertia parte longioribus, ♀ corpori aequalibus; prothorace longitudine latitudini fere aequali, basi ante scutellum minute emarginata, dente laterali parum post medium sito; elytris elongatis.

Long. 19 mm., elytr. 14, lat. 6½.

Pubescence of all specimens of the large series in the Museum's collection grey with a conspicuous tint of a greenish colour, sometimes shading into tawny. In some examples the shoulder angles, usually black, are coloured like the basal fascia at the elytra. The pale yellow patch at the front varies in size, being in some specimens rather narrow and triangular, and in others large and with the tip extending beyond the antennal tubercles; the streaks of the vertex are also somewhat variable in breadth and length.

Hab. Kuilu (A. Mocquerys, 1892) and Loanda.

The basal fascia is interrupted at the suture in one specimen, which moreover is somewhat stouter than the others, and between the two parts of the band are two small white spots, one on each side of the suture.

Allied is *T. castnia* Thoms., but the shape is much more slender, the prothorax and elytra are relatively longer, the bands of the elytra are straighter, and the apical spot is narrower and more longitudinally placed.

213. *Tragocephala nobilis* (Fabr.).

Sierra Leone, Gold Coast, Kuilu, and "Congo."

214. *Tragocephala phidias* sp. nov.

♀. *T. brunneo-nigra*, abdomine rufo; nigro-, ad abdomen griseo-pubescentis; fronte ferruginea, genis griseo-flavis; vertice utriusque pone oculos fascia obliqua notato; prothorace fascia laterali et elytris lata fascia transversa postmediana ferrugineis. Antennis corpori aequalibus; prothoracis tuberculo laterali postmediano obtuso.

Long. 17 mm., elytr. 12, lat. 5.

Front of the head, except the antennal tubercles, a longitudinal and somewhat oblique streak at each side of the vertex, a broad longitudinal band at the sides of the prothorax, a very broad transverse band on the elytra extending from the middle two-thirds of the distance to the apex, and the outer margin underneath the shoulders

of a ferruginous colour, the remainder of the upper surface black. Prothorax as long as broad, with a short and blunt tubercle in front of the basal constriction. Elytra almost parallel, with each apex rather regularly rounded. Under surface brownish black, coxae and abdomen rufous; sterna and legs clothed with a blackish pile; abdomen with a fulvous grey pubescence, except the apex, where the hairs are black.

Hab. Ogowe R. (A. Mocquerys).

Allied to *T. galathea* Chev., from which it may be distinguished by the different pattern of the elytra.

215. *Tragocephala basalis* sp. nov.

(Pl. X., fig. 4.)

♂. *T. atra*; genis fulvo-albis; rota fronte, vertice utrinque pone oculos vitta obliqua, prothorace fascia laterali elytrisque pallide ochraceis. Elytris macula circumscutellare, puncto humerali, macula suturali antemediana communi rectangulare, altera macula posthumerali ad marginem externum sita quadrangulare, plus quam tertia parte apicali (sutura et duabus maculis parvis in singulo elytro exceptis) nigris. Corpore infra griseo-fulvo-tomentoso; metasterno macula laterali et abdominis maxima parte nigris. Antennis corpore tertia parte longioribus; prothorace dente laterali post medium sito.

Long. 18 mm., elytr. $12\frac{1}{2}$, lat. $5\frac{1}{2}$.

The large black sutural macula of the elytra is connected with the black space round the scutellum by a narrow line running along the suture; the black apical third includes two small oblong spots, the first silvery, the second of an orange colour. Hind femora with a black spot; abdomen black, the base and the lateral parts of the apical margin clothed with a tawny white pubescence.

Hab. Niulu (A. Mocquerys, 1892).

Allied to *T. galathea* Chev., as regards the narrow shape, but quite different in pattern.

216. *Tragocephala grisea* sp. nov.

♀. *T. fulvo-griseo-pubescentis*; antennis, capite inter antennis et in verticis medio, prothorace fascia mediana longitudinali, elytris basi extrema, angulis humeralibus, suturae dimidio antico fasciisque duabus transversis nigris, fascia prima post basim, secunda latiore post medium sitis. Abdomine medio et maculis lateralibus nigris vel atris. Prothorace rugoso; antennis validis; processu mesosternali sat angusto, prosternali fortiter versus anticum producto.

Long. 23 mm., elytr. $16\frac{1}{2}$, lat. 8.

Upper and under surface covered with a dense grey pubescence tinged with tawny. The longitudinal black band on the middle of the vertex and that of the prothorax rather narrow. The anterior transverse band of the elytra narrowed at the outer margins, broadened towards the suture; behind the second band are three small black spots on each elytron, one on the disc, and two at the outer margin, these latter placed one far behind the other. The middle of the abdominal segments glabrous (rubbed?); each segment with a triangular black spot at the sides.

Hab. Delagoa Bay.

Allied to *T. ducalis* White. The species of *Tragocephala* with thick antennae, and narrow mesosternal process [*T. jucunda* Gory, *ducalis* White, *daphnis* Thoms., *formosa* (Oliv.), and others] form a rather natural group of this genus; all those allied species are from East and South Africa or from Madagascar.

217. *Poemenesperus laetus* Thoms.

Kuila.

218. *Poemenesperus taeniatus* sp. nov.

(Pl. X., fig. 5.)

♂ ♀. *P. ater*, nigro-pubescent. Frons sparsim, ad oculos densius albo-pubescent; vertex utrinque vitta longitudinali alba notatus. Antennae articulis 3^o ad 6^{um}, et 11 basi, articulis 2^o ad 5^{um} apice extremo, articulis 8 ad 10^{um} totis albis. Prothorax fascia laterali longitudinali alba: disco antice et postice transverse bisulcato; dente laterali submediano, longo, parum arenato. Scutellum magnum, rotundatum. Elytra fascia angusta alba ab basi prope humeros oblique ad suturae medium, dein suturae parallela usque ad quartam partem apicalem descendente, ubi cum fascia transversa obliqua lineiformi unita est: singulo elytro praeterea macula rotundata parva alba ante apicem notato. Meso- et metasternum lateralter alba. Abdomen lateribus, et pedes albo-maculati. Processus prosternalis angustus, mitiberculatus, coxas non superans; mesosternalis valde productus, tuberculo longo apice rotundo armatus.

Long. 15 mm., elytr. 10, lat. 5.

Black, clothed with a very short and fine black pubescence. Front covered with short and sparse white hairs, which are denser at the inner margins of the eyes, and at the front margins of the cheeks. Upperside with a narrow longitudinal white streak at each side, running from behind the upper lobes of the eyes along the sides of the prothorax to the shoulders, and from here obliquely to the middle of the suture, then going parallel to the suture and ending at the beginning of the apical fourth of the elytra, where it is united or nearly united with a transverse band. The latter is also white and runs from the sides of the elytra above the base of the second abdominal segment somewhat obliquely towards the suture. The longitudinal band is broadest on the prothorax, and includes the black lateral tooth as well as a black basal spot behind the tooth. Spots at the sides of the abdominal segments small, those of the last segment larger. Anterior and intermediate legs clothed with a sparse white pubescence, which is somewhat denser in the middle of the femora and tibiae; hind femora entirely white, hind tibiae with a white ring. Upperside of the two basal joints of all tarsi more or less white. Front of the head with a dense and very fine punctuation. Lateral teeth of the prothorax placed a little beyond the middle, large and somewhat arcuate. Scutellum with traces of a basal white spot. Elytra coarsely, towards the tip more finely punctuated, with the punctures very dense in the middle towards the sides: tip of each elytron somewhat truncate. Process of the prosternum narrow, bearing a rather sharp tubercle between the coxae; process of the mesosternum strongly produced underneath and distinctly compressed, rounded at the tip. The white bands are sometimes tinged with yellow.

Hab. Kuila, and Ogowo R. (A. Mocquers, 1892).

The shape of the prothorax and the structure of the pro- and mesosternum are different from that of the type species of the genus (*Poemenesperus laetus* Thoms.).

219. *Poemenesperus ligatus* sp. nov.

(Pl. X., fig. 6.)

♂ ♀. *P. ater*. Frons sparsim, ad oculos densius albo-pubescent. Antennae articulis tertio et quarto apice extremo, quarto et quinto extrema basi albis. Prothorax marginibus antico et postico albis, his fasciis transversis supra coarum

cavitates mitis; dente laterali valido, acuto, conico, arcuato. Elytra suturae dimidio basali et fasciis duabus albis, fascia prima ab margine externo ante medium usque ad suturam post medium descendente, secunda primae parallela anteaapicali suturam non attingente; singulo elytro praeterea gutta parva alba in angulo suturali, et una vel duabus maculis minutis post basis medium situs notato, interdum sine maculis basalibus; punctatione antice grossa, dein minuitiore; apice singulo minute emarginato. Infra sparsim albo-pubescent; meso- et metasterni lateribus albis; abdomine albo, segmentorum margine apicali nigro, parte nigra ad latera dilatata.

♂. Processus prosternalis transverse elevatus, compressus, medio parum tuberculiformis; mesosternalis latus, valde versus infra productus, apice rotundatus, antice verticalis.

♀. Processus prosternalis transverse elevatus, compressus, acute bituberculatus; mesosternalis latus, valde prominens, antice verticalis et excavatus, versus posticum declivis et convexus, margine antico rotundato.

Long. 18 mm., elytr. 12, lat. 6½.

Clothed with a fine grey pubescence. Front with a white streak at each side, bordering the cheeks and the eyes; base of mandibles also white. Anterior and posterior constriction of the prothorax white, hind margin itself narrowly black; the basal white band broadened in front of the scutellum. Scutellum broader than long and rounded, white near the apex. The first of the two narrow white streaks of the elytra begins—with its hind margin—at the sides above the tip of the metasternal episternum, the second above the third abdominal segment. First segment of the abdomen with a sparse pubescence; the other segments white, with the apical border, and with a semicircular lateral spot united with the apical margin, black. Legs greyish white, spotted with black. Two basal joints of the tarsi white above.

Hab. Kulu and Ogowe R. (A. Mocquers).

Though the process of the pro- and mesosternum of two *male* specimens are quite different from those of three *female* examples, I have no doubt that these specimens belong to one species, as there is no other difference between them, either in shape and structure or in pattern of the markings.

220. *Poemenesperus fulvomarmoratus* sp. nov.

♂ *P. niger*; infra ochraceo-luteo-pubescent, nigro-maculatus. Capite fasciis quinque et genarum margine antico ochraceo-luteis, tribus frontalibus, una utrinque pone oculos a parte superiore oculorum ad genarum marginem descendente. Prothorace marginibus antico et basali ochraceo-luteis; dente laterali fortiter arcuato. Elytris sparsim punctatis, ochraceo-fulvo-marmoratis. Processu prosternali lato, forma carinae transversae; mesosternali valde elevato, lato, antice verticali et parum concavo.

Long. 15 mm., elytr. 11, lat. 6½.

Antennae entirely black. Anterior and basal margins of the prothorax bordered with ochraceous buff; these two transverse bands are narrowest on the disc, and united above the coxal cavities. Scutellum very broad and rounded. Elytra marbled with ochreous tawny, streak-like markings, which are mostly transverse, and more or less confluent; two of these streaks form a rather conspicuous transverse median band, including four black spots on each elytron; another streak, situated in front of the apex near the outer margin, is almost circular, and comprises

one black spot. Abdomen with a black apical spot at each side of the segments. Legs with a black ring in the middle of both the femora and tibiae. Tarsi black.

Hab. Lukolele (Upper Congo).

Similar in appearance and structure to *P. laetus* Thoms., but entirely different from this species in colour and pattern: the metasternal process, too, is a little broader and less elevate.

221. *Poemenesperus marmoratus* sp. nov.

♂. *P. niger*; olivaceo-griseo-pubescent, nigro-marmoratus. Capite fasciis duobus frontilibus, macula in genis sita, macula postoculare nigris notato, ut fere toto vertice, paucis punctis ad oculorum partes superiores instructo. Antennis articulis duobus primis nigris, tertio et quarto brunneis, caeteris ochraceis. Prothorace laevi, dente laterali parum arcuato armato, dorso fasciis curvatis flexuosis et maculis nigris et linea mediana olivaceo-grisea notato. Elytris margine basali prope humeris impresso, lateribus retrorsum pauce attenuatis, usque ad apicem profunde punctatis, apicibus singulis parum truncatis, dense confluentur nigro-variegatis, macula communi postbasali, fascia flexuosa posthumerali, fascia angulata postmediana suturam non attingente, nigris conspicuis. Corpore infra pedibusque sparsim nigro-maculatis; abdomine lateraliter maculis majoribus nigris notato.

Long. 15 mm., elytr. 12, lat. 6½.

First segment of the abdomen with the basal part of the sides black, the other segments bearing two black spots at each side, one of them basal, and the other apical, and situated a little more towards the middle. The process of the prosternum bears two short tubercles between the coxae (as the ♀ of *P. ligatus* sp. nov.); the mesosternal process is large, convex, vertical, and excavated in front.

Hab. Kuilu.

This species reminds one very much of *Phrynetta nigropilosa* Anriv., *Pachystola mimica* Bates, and other forms of a similar colour and style of marking, but it is a true Tragocephalid with divergent claws.

222. *Poemenesperus phrynetoides* sp. nov.

P. niger; dense olivaceo-griseo-pubescent, nigro-marmoratus. Capite postice fere toto nigro. Antennis articulis tribus primis nigris, caeteris ochraceis. Prothorace dorso linea mediana impressa instructo, fortiter rugato, dente laterali valido parum arenato armato. Scutello semicirculari. Elytris margine basali prope humeros impressis, ad basim densius, versus apicem sparsim profunde punctatis, punctis nigris, apicibus minute emarginatis, fascia transversa posthumerali irregulare ad suturam late interrupta nigra, ornatis. Infra nigro-marmoratus; femoribus macula basali nigra notatis; tibiis apicibus pube fulva vestitis. Processu prosternali tuberculo intercoxali sat acuto instructo; mesosternali valido, longe porrecto, sed non acuto.

Long. 20½ mm., elytr. 13½, lat. 8½.

Front of the head ashy, with some feeble blackish spots, and with a very fine punctation: vertex and neck black, with some small greyish spots in the middle. Extreme tips of the antennal joints clothed with a white pubescence. Disc of the prothorax strongly rugose, with an impressed middle line, and with two transverse and somewhat oblique impressions at each side: the lateral teeth strong, somewhat curved, not pointed, and placed in the middle. Elytra very faintly narrowed behind, strongly punctured at the base, the punctures arranged in three rows behind the

shoulders, and more finely and sparsely punctured towards the apex; the punctures are black, and confluent here and there. Each elytron with two black patches behind the shoulder, forming a kind of transverse band, and behind this band with an ashy grey patch; in front of the apex is situated a rather inconspicuous angulated transverse band. Under surface and legs marbled with black; middle of the metasternum nearly uniformly olivaceous ashy grey. Intercostal tubercle of the prosternum strong, surpassing the coxæ; mesosternal process very much raised, longer than broad, with the tip rounded.

Hab. Knilu (A. Mocquerys, 1892).

Reminds one also very much of *Phrynetæ* and *Pachystola*.

223. *Nyctopais mysteriosus* Thoms.

Knilu.

224. *Nyctopais mysticus* sp. nov.

♂♀. *N. niger*; infra cinereo-pubescentis et nigro-maculatus. Prothorax fascia laterali sub dentem lateralem sita antice et postice versus dorsum curvata, fascia secunda supra coxarum cavitates, notatus. Elytra fascia basali marginem basalem hand attingente ad humeros abbreviata, secunda mediana marginem lateralem non attingente; præterea singulo elytro macula parva posthumerali laterali, et ante apicem multis maculis minutis, notato; fasciis et maculis griseo-flavis.

♂. Long. 11 mm., elytra 7, lat. $3\frac{1}{2}$.

♀. „ „ 16 „ „ 11, „ $5\frac{1}{4}$.

Differs from *N. mysteriosus* Thoms. in the prothoracic lateral band running underneath the lateral tooth, and being curved towards the disc in front and at the base, with the anterior part dorsally not extending to the middle of the margin. The basal fascia is placed farther from the basal margin than in *N. mysteriosus*; the middle band does not extend to the outer border, and the new species has a marginal spot behind the shoulders which is wanting in *N. mysteriosus*. The elytra are of the same form as in the latter.

Hab. Gold Coast.

225. *Nyctopais fasciatus* sp. nov.

N. niger; fronte, antennarum articularis 9 et 10 (apicibus exceptis) et toto 11, prothoracis margine antico et lateribus—fascia longitudinali sub dentem lateralem nigra, — elytrorum fasciis, una basali, altera mediana, et macula antepicali irregulare et puncto in apicibus, griseo-albis parum caeruleiscentibus ut corpore infra; sternis et abdomine lateraliter maculis nigris notata, præterea abdominalium segmentorum medio nigro; pedibus nigro-maculatis. Elytris lateraliter grosse, versus suturam minutis punctatis.

Long 17 mm., elytr. $11\frac{1}{2}$, lat. $6\frac{3}{4}$.

The pubescence of the front extending just to the fine transverse groove between the antennal tubercles. Lateral band of the prothorax including the tooth, the tip of which is black. Anterior transverse band of the elytra abbreviated at the shoulders, reaching the basal margin near the scutellum; the second band situated in the middle, a little arcuate laterally; the macula in front of the apex forming an irregular third band, including some black punctures.

Hab. Knilu (A. Mocquerys, 1892).

Differs from *N. mysteriosus* Thoms. in its proportionally longer elytra, with a different colour and pattern of the markings.

Armatosterna gen. nov.

Differt a genere *Callimation* Blanch. processu prosternali tuberculo verticali acuto intercoxali coxas fere superante armato.

226. *Armatosterna spinifera* sp. nov.

♂ ♀. *A. rubra*; antennarum articulis I ad 6^{um} apice, 7 ad ultimum totis nigris, 5 vel 4^s et 5^s infra albis; capite sparsim albo-pubescente, vertice utrinque vittis duabus longitudinalibus nigris notato; prothorace vittis quinque nigro-brunneis, inter vittas albo-pubescente, lateribus tuberculo sat lato et brevi armato; scutello triangulare, nigro-brunneo; elytris macula communi triangulare ab scutello usque fere ad medium et marginis lateralis et suturae extensa, angulo humerali fasciaque anteapicali parum arcuata brunneo-nigris; regione inter hanc fasciam et basalem maculam triangularem plaga irregulare albo-pubescente vel maculis minutis albis, et macula parva suturali nigro-brunnea notata; basi grosse dense punctata, punctis versus apicem sparsis et minutis; singulo apice emarginato, intus breviter, extus longe dentato. Infra nigrescens, sparsim griseo-albo-pubescentis, lateralis maculis albis notata.

Long. 16 mm., elytr. 10½, lat. 5.

Vertex with one blackish streak at each side behind the antennae, and with one or two behind the eyes; the sparse white pubescence of the head denser between the streaks. Tip of the antennal joints black; the last five joints entirely black, or with a reddish spot on the underside; fourth and fifth joints, or only the fifth, white underneath. The white pubescence of the prothorax denser anteriorly and posteriorly between the streaks, and especially so above the coxal cavities. Punctures of the elytra coarse at the base, arranged in rows near the shoulders, becoming minute and sparse from behind the middle, and nearly wanting at the apex. Elytra with a broad triangular blackish patch at the base, common to both elytra, extending from the scutellum almost to the middle of the suture, and laterally so before the middle of the outer margins, with the humeral side somewhat incurved; the shoulder angles, a transverse band before the apex, and a small spot at the suture behind the middle also blackish or brownish black; the space in front of the ante-apical band bears an ill-defined triangular white patch, or some small and more or less confluent white spots. Body beneath blackish laterally, clothed with a sparse white pubescence, forming spots on the sides, chiefly on the abdomen. Femora blackish, with reddish spots.

Hab. Knilu (A. Mocquereys, 1892) and Loanda.

Closely allied to *Armatosterna buquetiana* (White) (in the Munich Catalogue as *Tragocephala buquetianum* White), from which it is distinguished by the longer tubercles of the prothorax, and by the apex of the elytra being produced into a long spine at the external angles; the basal region between the shoulders and the triangular patch has no white pubescence, and the dark patch itself is much better defined in the new species.

227. *Armatosterna buquetiana* (White).

Gold Coast.

228. *Callimation gracile* sp. nov.

C. pallide rubrum, griseocens, elongatum. Verticis prothoracisque quinque vittis longitudinalibus continuis, scutello, elytrorum maculis parvis tribus suturalibus elytris communibus, tribus vel quatuor lateralibus anguloque humerali,

nigro-brunnæis; præterea elytris nonnullis maculis albis notatis; antennis articulis 1 ad 6^m apice, cæteris totis nigris, 5 vel 4 ad 6^m infra albo-maculatis. Prothorax longitudine paulo latior, dente laterali brevi armatus; elytra parallela, ad suturam depressa, seriâtim punctata, apice lævia, angulo suturali acuto, haud dentato, exteriori dentato. Infra lateraliter nigrescens, parum albo-maculatum. Pedes rubri.

Long. 15½ mm., elytr. 10½, lat. 4½.

The reddish parts clothed with a fine fulvous pubescence; elytra, especially their posterior portion, sides of the under surface, and legs somewhat spotted with a white pubescence. Vertex with five longitudinal blackish brown bands continued as five bands of the same colour on the prothorax, with the spaces between more or less white, more so at the sides of the prothorax. Scutellum triangular, blackish brown. Of the sutural spots of the elytra, common to both elytra, the first is somewhat triangular, placed behind the scutellum; the second oblong, almost in the middle; and the third the smallest, behind the middle. At the outer margin there are four spots: one, faint, placed on the tip of the shoulder; a second behind the shoulder, transverse and a little curved; a third in the middle, united in one specimen with the second sutural spot; and a fourth in front of the apex, transverse, nearly reaching the suture, broadest and blackest at the outer margin. The rows of punctures of the elytra rather regular; almost the whole of the last third impunctate, or nearly so. Under surface with a white streak above the anterior coxal cavities, continued to the metasternum; sides somewhat blackish. Legs unicolorous, with a faintly blackish spot at the anterior femora and tibiae. Process of the prosternum rounded; that of the mesosternum rather narrow, horizontal, and produced into a short tubercle.

Hab. Kulu (A. Moequers, 1892).

Lux gen. nov.

Oculorum lobis inferioribus magnis prominulis; genis brevissimis; tuberculis antenniferis sat longis; antennis articulis tertio et quarto aequalibus; prothorace lateribus inermi; processu prosternali angusto, sulcato, rotundato; mesosternali parum declivi, tuberculo parvo armato.

Allied to *Callimtion* Blanch., but distinguished from this genus by the above-mentioned characters.

229. **Lux pulchra** sp. nov.

L. nigro-brunnea, fasciis maculisque rufis albo-cinctis ornata. Antennae nigrae; prothorax disco inaequalis; scutellum apice rotundatum. Elytra grosse dense punctata, punctis ad basin confluentibus, fasciis tribus et maculis duabus elytris communibus notata; apice subtruncato-rotundato. Metasternum antice et mesosternum albo-maculata; præterea illud utrinque maculis duabus nigris notatum. Abdominis segmenta apice albo-fulvo-pubescentia.

Long. 15 mm., elytr. 10½, lat. 5.

Blackish brown, with the elytra of a redder colour; clothed with a white and reddish pubescence, forming bands and spots. Head deeply impressed between the antennal tubercles, and with a fine transverse groove immediately in front of the eyes. Prothorax a little longer than broad, slightly biconstricted; disc faintly nodulose, with some glabrous (rubbed?) spots. Elytra strongly punctured all over; three bands and two spots, all common to both elytra, reddish and bordered with

a whitish pubescence: the first band placed at the extreme base and externally running from the inside of the shoulder angles to about the end of the anterior quarter of the outer margin; the second band parallel to the first, beginning behind the postsentellar spot and united at the external margin with the third band, which reaches the suture at about the beginning of the apical fifth; apical margin of the elytra clothed with a reddish and white pubescence.

Hab. Gold Coast.

230. *Rhaphidopsis virens* sp. nov.

♂ ♀. *Rh.* nigra, infra viridi-sericans et subcaerulescens, supra fasciis maculisque viridibus parum fulvescentibus ornata. Caput viride, vertice nigro, oculis viridicinctis. Prothorax fasciis duabus transversis nigris notatus. Elytra fasciis transversis, una basali, secunda mediana, maculaque magna obliqua anteapicali ornata, inter fascias et ad apicem viridi-marmorata; sparsim punctulata.

Long. 24 mm., elytr. 17, lat. $7\frac{1}{2}$.

Varying in the pattern of the elytra. The apical macula is wanting in one *male* specimen; in another example the median band is also wanting.

Hab. Knihl (A. Mocquereys, 1892).

In shape closely allied to *Rh. pulchella* (Westw.), but the colour is different, and the punctuation of the sides of the elytra is much finer and sparser.

Note.—The genus *Chariesthes* Chev., omitted by Lacordaire in his *Genera des Coléoptères*, seems to me to be wrongly placed by its author in the group *Saperdini*. The claws are divergent, not divaricate, as in the true *Saperdini*, and the intermediate tibiae are grooved, not simple. These characters, in addition to the rectangular front of the head and the horseshoe-shaped impression between the antennae, indicate a close relationship of *Chariesthes* to Lacordaire's "Tragocéphalides" as well as to his "Apomécyndes." In the latter group there is indeed a genus *Apheniastus* Thoms., to which *Chariesthes* is very closely allied; but since the Museum Collection contains a rather large number of different forms which are similar to *Chariesthes* as well as to *Phymatosterna* Cast. and *Rhaphidopsis* Gerst., I have no doubt that all these forms, together with *Apheniastus*, are better placed in the group of "Tragocéphalides" after the genus *Rhaphidopsis*.

I have to propose two new genera for some of the species hitherto placed under *Chariesthes*, together with some new ones, and give the following synopsis of the genera:—

I. *Chariesthes* Chev. (*Rev. Zool.*, 1858, p. 312).

Type: *Saperda bella* Dalm. (Schoenh., *Syn. Ins.*, i. 3. App., p. 170).

Scapo cicatrice parva instructo, elytris apice rotundatis vel subacuminatis, processu prosternali rotundato, mesosternali declivi vel subverticali non tuberculato.

II. *Graciella* gen. nov.

Type: *Chariesthes concinna* Chev. (*l. c.*, p. 315).

Scapo sine cicatrice, elytris apice truncatis, processu prosternali rotundato, mesosternali subverticali, margine rotundato.

III. *Murosternum* gen. nov.

Type: *Chariesthes dalmanni* Chev. (*l. c.*, p. 315).

Scapo sine cicatrice, elytris singulis apice rotundatis vel acuminatis, processibus prosternali et mesosternali elevatis, antice perpendicularis.

IV. *Apheniastus* Thoms. (*Arch. Ent.*, 1858, ii., p. 191).

Type: *Apheniastus rufus* sp. nov. (= *A. rufus* Thoms. *ver* Chev.).

Scapo sine cicatrice, elytris singulis apice rotundatis vel subacutis, processu prosternali rotundato, mesosternali antice verticali, margine rotundato.

231. *Chariesthes elegans* sp. nov.

♂ ♀. *Ch.* rufo-testacea, pube laeta albo-viridi vestita. Antennae nigrae, articulis primo et secundo testaceis. Caput inter antenas macula transversa brunnea notatum. Prothorax vittis quinque longitudinalibus brunneis ornatus. Scutellum brunneum, medio viridi-pubescentis. Elytra signaturis albo-viridibus notata, scilicet: macula prima sat magna elytris communi cordiformi, scutellum amplectente, plerumque ad suturam interrupta, secunda juxta humerum ad marginem basalem sita parva, tertia elongata pone humerum ad marginem exteriorem, quarta mediana ovata prope suturam, quinta postmediana parva rotundata marginali, praeterea plaga magna anteapicali irregulare ab margine laterali fere ad suturam extensa, duo puncta nigra (in singulo elythro) transverse disposita includente; tertio puncto nigro post humerum ad latus sito.

Variat: (a) forma typica maculis separatis;

(b) maculis tertia et quarta confluentibus;

(c) punctis nigris anteapicalibus conjunctis;

(d) forma minore, maculis 1^a, 2^a, 3^a, 4^a confluentibus, capite sine fascia brunnea interantennali.

Long. 10 mm., elytr. 7, lat. 3.

Head with a brown band between the antennae, and usually with a second but ill-defined one in the centre of the front. In most specimens the base of the third and fourth antennal joints of the brick red colour of the two basal ones. Sides of the elytra somewhat darker than the disc, and almost blackish before the large apical patch. The latter sinuate behind, and this sinus also somewhat blackish. The first *brown* band, obliquely running from the shoulder to the suture, sends out a fine brown line to the basal margin near the shoulders, and is usually connected with the postmedian *brown* band by a second line.

The small form, mentioned above under (d), may be another new species, but as the Museum contains a single specimen only with imperfect antennae, I refer it to *Ch. elegans*.

Hab. Kuhl and Gaboon (A. Mocquerys, 1892).

This species differs from its nearest allied form, *Ch. laetissima* Bates, chiefly in the colour of the antennae being rufous only at the two basal joints—in a few examples the base of third and fourth joints is also rufous—in the wanting of an antemedian discal black spot on each elytron, and in the somewhat different pattern of the markings. As these differences are found in a dozen specimens, I regard *Ch. elegans* as a distinct species.

232. *Chariesthes laetissima* Bates.

In one rather small specimen from Kuhl the humeral oblique brown streak is not extended to the suture, and the postmedian transverse bifurcate band is very narrow. Another specimen from Cameroons has the greenish pubescence occupying nearly the whole of the elytra; there is scarcely a trace of the humeral brown band, and of the second streak only the lateral part is visible. In all specimens the black spots of the elytra are sharply marked.

233. *Chariesthes bella* (Dahn.).

Sierra Leone. Two male specimens are of a very pale colour, the legs and base of antennae being almost buff; in both the humeral oblique rufous buff streak is very small, in one of them reduced to a narrow and short spot; the transverse median band is also very short.

234. *Chariesthes bella carissima* (Westw.).

Some specimens from Delagoa Bay differ from the typical form from Sierra Leone in the pubescence being of an ashy grey colour, with a slight tint of pearl blue; the head has one spot only on the front, the scape of the antennae is much stronger, the scutellum is entirely rufous, and the rufous bands of the elytra are much broader than in *Ch. bella*.

I refer these specimens to Westwood's *Saperda carissima* (*Ann. Mag. N. H.*, viii., 1841, p. 124), which I believe is a local form of *Lamia bella* Dahn.

235. *Chariesthes freya* sp. nov.

(Pl. X., figs. 8 and 9.)

♂ ♀. *Ch.* pallide ochracea. Caput dense albo-viridi-tomentosum, vertice postice nigro. Antennae nigrae, ♂ corpore duplo et dimidio, ♀ duplo longiores. Prothorax dense albo-viridi-tomentosus, fascia lata mediana nigra notatus. Scutellum nigrum. Elytra tertia parte basali pallide ochracea, deinde nigrae, fascia transversa plus minusve flexuosa in elytrorum quarta parte apicali sita et (in singulo elytro) macula parva anteapicali griseo-caeruleis ornata. Meso- et metasternum lateraliter viridescenti-tomentosa. Tarsi brunnei vel nigro-brunnei.

Long. 9 mm., elytr. 6, lat. 2½.

Third and fourth joints of the black antennae sometimes pithy. Scutellum black and rounded. Elytra a little less convex than in the other species of *Chariesthes*. Sides of the prothorax usually with only one black spot in the basal constriction, but sometimes with a second one in the anterior constriction.

Hab. Kulu (A. Mocquers, 1892).

236. *Chariesthes antennata* sp. nov.

♂ ♀. *Ch.* flavo-brunnea, pube viridi-alba vestita. Antennis, elytrorum apice tarsisque nigris. Vertice et prothorace quinque vittis brunneis, elytro singulo maculis quinque viridi-albis notatis, scilicet: prima basali elongata prope suturam, secunda parva sub humerum, tertia posthumerali ovata, cum prima connexa, quinta anteapicali magna antice rotundata, postice angulata, extus profundissime sinuata, fere annuliformi. ♂ Antennae corpore plus triplo, ♀ plus duplo longioribus.

Long. 10 mm., elytr. 7, lat. 3.

Yellowish brown, with the upper lip, mandibles, antennae, apical part of elytra, and tarsi black; with a whitish pubescence that has a feeble tint of green, this pubescence confined on the elytra to a number of spots. Head without a transverse brown marking between the antennae, but marked with two brown spots or one short transverse band in the centre of the front; neck brown, vertex and prothorax with five longitudinal and continuous brown streaks. Antennal tubercles brown. Scutellum regularly rounded at the apex, clothed with a rather sparse whitish pubescence, which is absent in some specimens. Of the five markings of each elytron the first is placed close to the scutellum and suture, and is longer than broad, pointed behind; its sutural margin is straight, and the exterior one obliquely

rounded. the second is very small, and stands underneath the shoulder; the third is ovate, longer than broad, lateral, and antemedian; the fourth is median and sutural, similar in shape to the third, and connected with the first basal spot; the fifth is largest, antepical, and almost of the shape of the letter C, but broader in front and pointed posteriorly.

Hab. Old Calabar.

This species may be easily distinguished from other forms with a somewhat similar style of marking by the antennae being very long in both sexes.

237. *Chariesthes formosa* sp. nov.

♂ ♀. *Ch.* fulvo-brunnea, pube albo-viridi ornata, pedibus abdomineque pallidioribus. Antennis nigris. Capite inter antennis fascia brunnea notato. Prothorace vittis longitudinalibus quinque brunneis ornato. Scutello brunneo. Elytra maculis duabus communibus, prima basali scutellum amplectente, ad suturam sat late interrupta, postice rotundata, secunda in suturae medio sita ovata; praeterea singulo elytro maculis 6 notato, una ad basin prope humerum, secunda sub humerum ad angulum basalem, tertia antemediana subovata prope marginem anteriorem, quarta laterali postmediana rotundata, quinta suturali parum post maculam quartam sita parva, sexta antepicali obliqua, suturam et marginem externum haud attingente. Variat: maculis scutellare et prima, secunda et tertia, quarta et quinta vel quarta et quinta et sexta confluentibus.

Long. 9 mm., elytr. $6\frac{1}{2}$, lat. 3.

Similar to *Ch. luctissima* Bates, but differs chiefly in the pattern, and in the entirely black colour of the antennae.

Hab. Kulu (A. Mocquers, 1892).

238. *Chariesthes quadrivittata* sp. nov.

♂ ♀. *Ch.* pallide ferruginea, pube viridi-sulfurea vestita. Capite macula frontali minuta et prothorace vittis longitudinalibus quatuor nigro-brunneis notatis. Antennis nigris, ♂ corpore fere triplo, ♀ plus duplo longioribus, ♂ articularis tertio quartoque piccis. Scutello sulfureo. Elytris maculis viridi-sulfureis ornatis, prima communi postscutellare parum elongata, secunda et tertia basalibus parvis, una infra, altera supra angulum humeralem sita, quarta ante mediana laterali parum obliqua, plaga sat magna antepicali, interdum cum area apicali viridi-sulfurea conjuncta, hac area in singulo elytro duas maculas nigras includente, unam lineiformem suturalem, alteram triangularem lateralem.

Long. 8 mm., elytr. $5\frac{1}{2}$, lat. $2\frac{3}{4}$.

The large patch which occupies nearly the whole of the posterior half of the elytra is nearer the middle on the suture than on the sides, and is emarginate anteriorly. In one specimen the postscutellar elongate mark and the apical patch are connected with each other. The two black markings near the apex are variable in form, and being confluent in one specimen, have almost the shape of the musical letter σ .

Hab. Gaboon.

Its nearest allied species is *Ch. (Lamia) amoena* (Dalm.), the prothorax of which has also four brownish vittae. The latter species wants the small frontal spot, and bears on the base of the elytra a small greenish yellow marking, not occurring in *Ch. quadrivittata*; the scutellum is also different in colour, being entirely covered with a sulphur or primrose yellow pubescence in *Ch. quadrivittata*.

239. *Chariesthes nobilis* sp. nov.

(Pl. X., fig. 7.)

♀. *Ch.* supra nigra, infra ochracea, pube alba vestita. Caput fronte medio brunneum, inter antennis et in vertice nigrum, macula parva elongata alba inter oculos partes superiores sita, notatum. Antennae corpore duplo (♀) longiores, nigrae; scapo, artienlis secundo toto et tertio basi luteo-rufis. Prothorax duabus maculis nigris notatus, una dorsali ad marginem anteriorem magna, secunda parva in medio laterum sita. Elytra angulo humerali ochracea, singulum elytrum maculis tribus nigris notatum, prima laterali antemediana, secunda antemediana discoidali, tertia laterali postmediana; praeterea in suturae medio macula nigra communi rotunda; parte apicali nigra duabus maculis albis transverse dispositis ornata. Infra lateraliter alba.

Long. $9\frac{3}{4}$ mm., elytr. $6\frac{3}{4}$, lat. $3\frac{1}{4}$.

The white pubescence has a very faint tint of yellow, chiefly on the head. Front of the head with a longitudinal median brown band, not extending to the anterior margin of the epistome. Antennal tubers black, like the vertex, the latter bearing a narrow longitudinal white spot. The dorsal black marking of the prothorax extending beyond the middle of the disc. Scutellum white, almost semicircular. The apical quarter of the elytra black, with two white spots on each elytron placed in the middle of the black region: one, rounded, near the outer margin; the second, a little longer than the first, near the suture. Sides of the under surface white, except the base of the second, third, and fourth abdominal segments, where the white pubescence is wanting.

Hab. Kniln (A. Mocquerys, 1892).

240. *Chariesthes multinotata* Chev.

Kniln. Only one specimen of rather small size, the head of which wants the black spots met with in Chevrolat's type: its elytra have eighteen spots, not twenty, as the first basal one on each elytron is wanting.

Graciella gen. nov.

For generic characters see p. 215.

241. *Graciella concinna* (Chevr.).

Kniln, Ogowe R., Fernando Po.

242. *Graciella compacta* sp. nov.

♀. *G.* ochraceo-ferruginea. Antennae nigro-brunneae, scapo ferrugineo. Caput ad frontis latera et inter oculos partes superiores et post oculos album. Prothorax albus, fasciis tribus latis longitudinalibus ferrugineis notatus. Scutellum rotundatum. Elytra maculis tribus communibus albis, prima parva antemediana, secunda mediana rotunda, tertia antepicali ad suturam minute interrupta; praeterea singulum elytrum maculis quinque notatum, una basali prope scutellum sita rotunda, caeteris lateralibus, una posthumerali parva, secunda majore, rotunda, antemediana, tertia postmediana sat parva leviter transversa, quarta antepicali minuta, posthumerali subaequali. Infra lateraliter alba.

Long. $9\frac{1}{2}$ mm., elytr. $6\frac{1}{4}$, lat. $3\frac{3}{4}$.

Scape and second joint of the blackish brown antennae of a tawny ochreous colour, with a slight tint of rufous. Head with a straight white band at each side of the front, extending from the antennal tubes to the base of the epistome:

vertex with a white mark between the upper parts of the eyes, divided into two short lobes behind. Scutellum of the colour of the elytra. The latter with three white and rounded spots on the suture, common to both elytra, the first the smallest, the second the largest, and the third somewhat interrupted at the suture; besides these markings there are five white spots on each elytron: one beside the scutellum, circular, touching the basal margin, and four along the side, the second of which, placed in front of the middle, is the largest and of a circular shape. Punctuation of the elytra strong and rather thick, the punctures becoming sparser and smaller towards the apex. Abdomen somewhat darker than the remainder of the body: the posterior parts of the segments laterally covered with a white pubescence as the sides of the sterna.

Hab. Ogowe R. (A. Mocquers).

243. *Graciella trivittata* sp. nov.

♂ ♀. *G. ferruginea*. Antennae nigro-brunneae: caput album, in frontis medio et inter antennis nigrum. Prothorax albus, vittis tribus latis brunneis notatus. Elytra grosse punctata, duabus maculis suturalibus, clytris communibus, prima minuta postbasali, secunda majore mediana circulare, praeterea quinque maculis in singulo elytro notata, una basali prope scutellum maxima, tribus lateralibus, prima minuta posthumerali, secunda antemediana, maxima, rotunda, tertia parum minore postmediana, macula quinta apicali parum triangulare.

Long. 7 mm., elytr. 5, lat. 2½.

The basal spot of each elytron occupies the whole of the extreme basal margin from the scutellum to the shoulder, and is more rounded at the outside and behind than towards the suture.

Hab. Knilu (A. Mocquers. 1892).

Allied in colour and pattern to *Gr. concinna* (Chevr.), from which it may be easily distinguished by the prothorax having only three longitudinal brown bands.

244. *Graciella zanzibarica* sp. nov.

♂. *G. ferruginea*, pedibus pallidioribus. Caput album, linea mediana frontali et fascia transversa interantennali brunneis notatum, vertice brunneo macula sat magna interoculare alba. Antennae ferrugineae, articulis apice nigrescentibus. Prothorax albus, fasciis longitudinalibus tribus brunneis ornatus, mediana lata in medio disci sat fortiter dilatata. Elytra albo-maculata, tribus maculis communibus suturalibus, et quinque in singulo elytro, notata.

Long. 6½ mm., elytr. 4, lat. 2.

Ferruginous, with head and prothorax of a brownish colour, and with the tip of the antennal joints, especially of the last ones, blackish. The front of the head, except a longitudinal median streak, the cheeks, a band behind each eye, and a somewhat triangular and rather large spot in the middle of the vertex, densely covered with a white pubescence. The median band of the prothorax broad, narrowed in front and behind; the lateral brown streaks anteriorly somewhat bent upwards. Scutellum entirely ferruginous. Elytra with three sutural rounded markings: one rather small spot placed behind the base, a second behind the middle, broader than long, and a third situated in front of the apex, feebly interrupted at the suture; each elytron bearing, moreover, five white spots: one at the base near the scutellum, of an almost semicircular shape, and four along the sides, the first of them small, standing behind the shoulder, the second placed almost in the middle, large and

round, the fifth in the outer angle of the apex, and the fourth in front of the fifth. Sides of the meso- and metasternum and of the posterior margins of the four basal abdominal segments covered with a white pubescence, fifth segment of the abdomen with a white spot at each side. Legs ochreous.

Hab. Zauzibar.

In pattern of the elytra closely allied to *Gr. concinna* (Chevr.), differing, however, from this species in the colour of the antennae and in the style of marking of the prothorax. From *Gr. treccitata* sp. nov., again, it may be distinguished by the colour of the antennae, by the form of the prothoracic brown bands, and by the pattern of the elytra.

Murosternum gen. nov.

For generic characters see p. 215.

245. *Murosternum mocquerysi* sp. nov.

(Pl. X., fig. 10.)

M. fulvum. Capite pallide ochraceo, vertice ochraceo, post oculos puncto nigro notato; antennis nigris, scapo parum ruguloso, infra fulvo. Prothorace flavo, lateralter maenla basali alba in elytrorum basim continuata ornato. Elytris nigris, fascia obliqua a scutello ad marginem exteriorem descendente, macula minuta antemediana elytris communi, fasciæque transversa postmediana ochraceis. Metasterno et abdomine nigris. Pedibus quatuor anticis rufi-fulvis, posticis nigris, tarsis posticis fulvescentibus.

Long. 11 mm., elytr. $7\frac{1}{2}$, lat. 4.

Head pale ochreous, clothed with rather sparse white hairs on the front and cheeks; a small spot behind each eye of a black colour. Antennae black, a third longer than the body; scape tawny on the underside, and punctulated above, with the apex somewhat rugose and granular. Anterior constriction of the prothorax very feeble, and the anterior transverse groove entirely disappearing on the upperside; sides with a white patch at the base, which is continued to the base of the elytra at the inside of the shoulder. Scutellum ochreous and semi-circular. Elytra with an oblique ochraceous band running from the scutellum to the outer margin, bordering the basal white marking, and laterally shading off into white, chiefly towards the base, underneath the shoulders; the remainder of the elytra black, except a small spot standing almost in the middle upon the suture and a postmedian transverse band, which are both of an ochreous colour; this band a very little curved on each elytron, and not quite reaching the external margin. Apex of the elytra with a grey pubescence. Meso- and metasternum white, with a faint tint of olive buff. Abdomen black; the apex slightly pitchy, and clothed with a somewhat greyish pubescence. Anterior and intermediate legs tawny ochreous; posterior legs black, their tarsi brownish, with a buff-coloured third joint.

Hab. Ogowe R. (A. Mocquerys).

246. *Murosternum molitor* sp. nov.

M. brunneum, pube alba vestitum. Antennis nigris, articularis basalibus pube parum viridescente, ut tarsis supra, ornatis. Vertice postice in medio et prothoracis tribus vittis longitudinalibus brunneis. Scutello subtrapezoidali, sparsim albo-pubescente. Elytris signaturis brunneis notatis, in singulo elytro prima postscutellare et secunda antemediana linearibus, tertia longitudinali lineiformi ab humero usque

trans medium descendente et parum flexuosa, praeterea maculis tribus vel quatuor irregularibus parvis postmedianis. Pedibus fulvis, tarsis obscurioribus.

Long. 11 mm., elytr. 8, lat. $4\frac{1}{2}$.

Derm brown, densely covered with a white pubescence, which is faintly tinged with greenish buff, chiefly on the antennae and tarsi. Head wanting the white pubescence in the middle of the vertex immediately in front of the prothorax. Antennae black, about a fifth longer than the body. Anterior transverse groove of the prothorax very distinct, even on the upperside, and the basal one still stronger; of the three longitudinal brown streaks the median one is broad and narrowed at the base, while the lateral ones are narrow. Scutellum much broader than long, almost of the shape of a trapezium, and clothed with sparse white hairs. Each elytron bears some brown markings: one standing behind the scutellum, of a short linear shape: a second also linear, extending from the shoulder beyond the middle of the elytra, and slightly flexuose; a third linear, but short, placed near the suture in front of the middle; and three or four irregular spots, small and placed between apex and middle of the elytra. Pubescence of the under surface much sparser than that of the upperside, so that the colour of the derm shows through, especially in the middle. Legs tawny, with the tarsi somewhat darker. Mesosternum vertically precipitous, somewhat elevated, and with the margin rounded.

Hab. Kniln (A. Mocquerys, 1892).

247. *Murosternum pentagonale* sp. nov.

(Pl. X., fig. 11.)

M. obscure brunneum, pube ochraceo-alba vestitum. Antennis nigris. Capite vertice macula parva, prothorace lineis quinque, brunneis notatis. Elytro singulo signaturis brunneis ornato, scilicet: maculis prima postbasali discoidali lineiformi obliqua, secunda posthumerali marginali minuta rotunda, tertia parva rotunda post primam sita, quarta mediana laterali pentagonali maculam ochraceo-albam includente, quinta parva lineiformi postmediana subsuturali parum undulata, sexta transversa antepicali subflexuosa, suturam et marginem externum attingente, septima apicali cum antepicali ad suturam et latus conjuncta. Tarsis nigris.

Variat: prothoracis fasciis brunneis lateralibus fere evanescentibus, elytrorum linea humerali cum macula pentagonali conjuncta.

Long. 10 mm., elytr. $7\frac{1}{3}$, lat. 4.

Blackish brown, covered with a dense pubescence of a buff colour. Antennae black, more than half as long again as the body. Vertex with a brown spot in front of the prothorax. The latter with five rather narrow and blackish brown streaks, one of which is placed on the vertical part of the sides, stopping short before the base. Scutellum densely covered with a buff pubescence. Suture of the elytra from the scutellum to the middle, and some markings on each elytron dark brown; the longitudinal anterior line as well as the transverse median and sutural and the antepical linear markings are somewhat waved, the first of them very faintly so. Legs of a tawny colour, with the tarsi blackish.

Hab. Ogowe R. (A. Mocquerys).

248. *Murosternum dalmani* (Chevr.).

Sierra Leone and Gold Coast.

249. *Apheniastus rutilus* sp. nov.

♂♀. *A. testaceus*. Caput impunctatum. Antennae nigrae, articulis quarto ad octavum basi piceis, quarto infra basi albo-pubescente. Prothorax impunctatus, dorso ante constrictionem basalem impressione parva iustructus. Elytra punctata, interstitiis punctis multo majoribus. Prosterum in utroque latere macula alba, parum ante angulum externum coxae cavitatis sita, notatum. Meso- et metasternum lateribus albo-pubescentia, hoc nigrum, illud testaceum. Pedes nigri, femoribus anticis infra fulvis.

Long. 12 mm., elytr. 9, lat. 4 $\frac{3}{4}$.

Usually the fourth antennal joint only is white underneath, but in some examples the four basal joints are more or less white on the underside. The prothorax, though unicolorous in most specimens, bears sometimes a small white spot on each side near the anterior margin.

Hab. Kulu and Ogowe R. (A. Mocerquers).

This species agrees quite well with Thomson's description and figure of *Hapheniastus rubidus* Thoms. (*nov* Chevrol.) given in *Arch. Entom.*, ii., p. 192, pl. 4, fig. 7. In *Syst. Ceramb.*, p. 117, Thomson quotes by mistake "*H. rubidus* Thoms. Syn.: *H. rufus* Thoms." As far as I am aware, Thomson never published a species of *Hapheniastus* under the name of *rufus*. Chevrolat's *H. (Mesosa?) rubidus* is quite a different species, of smaller size and paler colour, with the tip of the elytra black. The synonymy of *A. rutilus* will accordingly read: *Apheniastus rutilus* sp. nov. = *Hapheniastus rubidus* Thoms. (*nov* Chevrolat) (*Arch. Ent.*, ii., p. 192, Pl. IV., fig. 7).

250. *Apheniastus analis* sp. nov.

♂. *A. ferruginens*, pube ochraceo-lutea vestitus. Antennis rufis; basi nigra, apice brunneo. Prothorace fasciis tribus longitudinalibus sat inconspicuis ferrugineis, praeterea in utroque latere fascia nigra, notato. Elytris sat sparsim punctatis, apice nigris. Infra niger; prosterno et mesosterni medio et femoribus quatuor anticis rufis.

Long. 8 mm., elytr. 6, lat. 2 $\frac{1}{4}$.

Upper surface, except the black apex of the elytra, clothed with a pale ochreous pubescence, confined on the prothorax to four longitudinal bands. Scape and second joint of the antennae black; third to sixth joints pale rufous, with the apices blackish; the remainder blackish; antennae a quarter their length longer than the body. Scutellum slightly trapeziform, and rounded at the apex. Punctures rather strong at the base, diminishing in size towards the apex, and with the interstices larger than the punctures. Apex of elytra, about a quarter the length, of a black colour. Metasternum and abdomen also black. Four anterior femora rufous, with their tip blackish; tibiae and tarsi and the hind legs pitchy black. Under surface with sparse grey hairs, which are much closer at the sides of the metasternum.

Hab. Sierra Leone.

251. *Apheniastus apicalis* sp. nov.

♂♀. *A. ferruginens*, pube ochraceo-lutea vestitus. Antennis nigris, articulo quarto basi luteo. Elytris sat sparsim punctatis, apice nigris. Infra niger, meso- et metasterno lateraliter cinereo-pubescentibus. Pedes nigri.

Long. 10 $\frac{1}{2}$ mm., elytr. 7 $\frac{1}{2}$, lat. 3 $\frac{1}{2}$.

Antennae black, three times the length of the body in the ♂, and one-and-half time in the ♀, basal half of the fourth joint of a buff colour. Prothorax without longitudinal streaks, except a faint and more or less blackish median line, which is a little more conspicuous near the front margin. Scutellum rounded. Elytra with a scattered punctation; the apical part (about $\frac{1}{3}$ th the length of the elytra) of a black colour. Under surface and legs black; middle of the prosternum pitchy. Mesosternum somewhat sparsely, and the episterna of the metasternum densely ashy grey pubescent.

Hab. Sierra Leone.

252. *Proctocera senegalensis* (Thoms.).

Kuulu, Gaboon.

253. *Proctocera scalaris* Chevrol.

Gold Coast, Kuulu, Gaboon.

254. *Diastocera trifasciata* (Fabr.).

Sierra Leone, Senegal, Bahr-el-Abiad (Henglin).

255. *Ceroplesis quinquefasciata* (Fabr.).

Bopoto (Upper Congo).

256. *Ceroplesis fissa* Har.

Bopoto (Upper Congo).

257. *Ceroplesis orientalis* (Hbst.).

Bopoto (Upper Congo), "Congo," Gaboon, Angola.

258. *Ceroplesis mechowi* Qued.

Bopoto (Upper Congo).

259. *Ceroplesis minuta* sp. nov.

♂. *C. nigra*: antennarum tuberculis verticalibus approximatis. Prothorace latitudine longitudini aequali, lateribus vix. dorso distincte transverse bisulcato vel biconstricto, tuberculo laterali nullo, disco paucè irregulare, praecipue ad basim minute transversim striguloso. Scutello apice truncato, angulis rotundatis. Elytris dense rugose punctatis, toto margine laterali, apice, quinque fasciis transversis fere regulariter dispositis rufis, prima et secunda, quarta et quinta ad suturam unitis, prima in medio cum ramificatione oblique versus scutellum directa: sutura parum rufescente.

Long. $14\frac{1}{2}$ mm., elytr. $11\frac{1}{2}$, lat. $3\frac{3}{4}$.

This very small and narrow species is allied to *C. quinquefasciata* (Fabr.) as regards the narrow bands of the elytra; but it may be at once distinguished by its size, by the absence of a distinct lateral tooth on the prothorax, the latter having only a slight trace of a tubercle behind the middle of the sides, and by the outer margin of the elytra being entirely rufous.

Hab. Natal.

260. *Moecha hecate* Chevrol.

Gold Coast, Niger, Cameroons, Kuulu, Bopoto (Upper Congo), and Loanda.

261. *Gnathoenia irrorata* sp. nov.

♂. *G. nigra*; cinereo-pubescent, supra multis pilis erectis vestita. Caput olivaceo-brunneum, distincte canaliculatum. Prothorax capitis colore, disco sparsissime minute punctulatus, lateraliter punctis grossioribus instructus; dente laterali sat magno; basi transverse sulcata. Elytra minute nigro-brunneo-maculata, basi extrema conspicienda granulata, grosse punctata, post basim subito minutius punctulata; callo humerali tuberculato.

Long. 18 mm., elytr. 12, lat. 8.

Antennae black, with a feeble tint of pitchy colour; base of the joints a little greyer than the remaining. The sparse and minute punctation of the prothorax is stronger above the lateral teeth. Scutellum olivaceous brown, with the sides grey. Elytra covered with a grey pubescence and with very small brownish black spots, which are somewhat denser in the middle and at the apex; base coarsely punctuated, the punctures confluent at the shoulders, the interstices forming granules chiefly at the basal margin and underneath the shoulders, the latter bearing a rather strong tubercle. Behind the base the punctures diminish in size rather suddenly, and are minute from the middle to the tip. Each puncture of the upper surface bears a short and black setulose hair. Under surface usually clothed with an ashy grey pubescence; apex of the ultimate segment of the abdomen covered with longer hairs of a somewhat fulvous colour. Apical part of the tibiae black, except the extreme tip, where the hairs are yellowish, as in the middle of the intermediate tibiae and on the underside of the tarsi. Mesosternal process with a blunt tubercle in front.

Hab. Knihu (A. Mocquerys, 1892).

Its nearest allied species is *Gn. venerea* Thoms., which has the punctation much denser and coarser at the sides of the prothorax, the basal transverse groove shallower, the punctation of the apical half of the elytra coarser, with the punctures forming short rows, chiefly near the outer margins. The setulose hairs are sparser in *G. venerea*, and the elytra of the latter are spotted with a white pubescence, the spots arranged here and there in longitudinal rows.

262. *Gnathoenia albomaculata* Qued.

“Congo.”

263. *Gnathoenia venerea* Thoms.

“Congo,” Ogowe, Knihu, and Loanda.

I have some doubt if the specimens from Knihu and Loanda really belong to *G. venerea*, as all examples of the very large series have a more or less large irregular white patch on each elytron in front of the middle. The greyish pubescence of the middle region of the elytra is absent in most specimens, and the elytra are a little more convex and slightly longer than in the specimen from “Congo.” I propose for this form from Knihu and Loanda the name *G. venerea* ab. *alboplagiata*.

264. *Gnathoenia bialbata* Fairm.

Knihu and Loanda. A large series.

265. *Eurytops esau* Chevr.

Gold Coast and Knihu.

266. *Phrynetta aurocincta* Guér.

Sierra Leone, Gaboon, and Bahr-el-Abiad (Heuglin).

267. *Phrynetia spinator* ab. *obscura* (Oliv.).
Gold Coast and Bopoto (Upper Congo).

268. *Phrynetia macularis* Har.
Bopoto (Upper Congo).

269. ? *Phrynetia coeca* Chev.
Ogowe.

270. *Chreostes obesa* (Westw.).
Magalies Berge (Transvaal).

271. *Homelix liturata* (Qued.).
Kuilu and "Congo."

This species is wrongly placed, I believe, in the genus *Eurysoys* Thoms. It differs from this genus in the form of the head, structure of antennae and mesothorax, etc., and agrees quite well with *Homelix*.

272. *Homelix variegata* sp. nov.

H. brunneo-nigra, pube griseo-lutea variegata. Antennis unicoloribus, usque ad apicem crassis. Prothorace disco medio depresso, quadribulboso; dente laterali subrecto sat brevi, hand acuto. Elytris post medium nonnullis maculis brunneo-nigris notatis, basi sat seriatim foveolato-punctatis, punctis profunde impressis rotundatis, sed sub humeros transversis densissimis, versus apicem multo minoribus. Processu prosternali longo, areolato, mesosternali brevissimo.

Long. 25 mm., elytr. 18, lat. $8\frac{1}{2}$.

Clothed with a greyish buff pubescence, and spotted with black, blackish brown, and grey. Structure of the prothorax similar to that of *Eurysoys liturata* Qued., but the grooves are less deep and the bulbous parts of the disc less raised; the lateral teeth rather short and somewhat blunt. Punctures on the base of the elytra rounded and very deep, those behind and under the shoulders distinctly transverse and very deep. Each elytron with an irregular macula behind the middle, and with a smaller one in front of the first near the suture; both spots ill-defined and brownish black. Legs densely spotted with black; sides of each abdominal segment with a rounded blackish spot; pro- and mesosternum with a longitudinal streak of a whitish buff colour, rather feeble on the prosternum.

Hab. Kuilu (A. Mocquerys, 1892).

This species is a true *Homelix* as regards the form of the head and antennae and the structure of the pro- and mesosternum.

273. *Synhomelix annulicornis* (Chevr.).

Sierra Leone.

274. *Pachystola erinaceus* sp. nov.

P. nigra: pube sordide griseo-brunnea nigro-variegata obtecta, supra pilis erectis longis griseis et brunneis vestita. Prothorax multi-tuberculatus, tuberculis lateraliter validis. Elytra fere parallela, usque trans medium tuberculata, dein sparsim punctata. Processus prosterni rotundatus, mesosterni declivis medio profunde sulcatus. Abdominis segmenta lateraliter macula nigro-brunnea notata, segmentum ultimum medio profunde impressum.

Long. 30 mm., elytr. 22, lat. 11.

Covered with a greyish brown pubescence shading off into black, chiefly on the upper surface. The setulose hairs of the underside brownish grey or grey, those of the upperside long, erect, and brown; besides these hairs the upper surface, especially the elytra, has shorter erect hairs of a whitish grey colour. Disc of prothorax with large tubercles at the sides, three of which are more raised; those in the middle of the disc feeble; the tubercles are punctured; the anterior transverse groove obsolete in the middle; the lateral teeth broad at the base, and suddenly narrowed in the middle. Scutellum longer than broad, strongly rounded at the apex. Elytra for more than half their length covered with shining round tubercles, which are denser and larger at the base, and smaller and sparser in the middle; punctuation very scarce, more conspicuous and denser at the apex.

Hab. Tavera (E. Afr.).

Allied to *P. fuliginosa* Chev.

275. *Pachystola lapidosa* Thoms.

Gold Coast, Cameroons, Loanda.

276. *Pachystola texata* (Chevr.).

Kuilu.

277. *Pachystola tibialis* sp. nov.

♀. *P. nigra*; olivaceo-cinereo-marmorata. Capite minute punctato, medio subtiliter canaliculato. Antennis scapo nigro, articulis 2^o et 3^o brunneis, caeteris ochraceis. Prothorace laevi, lateribus medio dente valido acuto armato. Scutello rotundato. Elytris parallelis, postice rotundatis, apicibus paulo oblique truncatis, punctulatis, punctis in guttis olivaceo-cinereis sitis; singulo elytro macula parva subhumerali, macula transversa magna antemediana, duabus maculis postmedianis transverse dispositis, una laterali transversa parte discoidali parum versus posticum directa, una suturali rotunda paucè versus anticum sita, cum illius parte discoidali fere unita, nigris notato. Infra nigro-marmorata; tibiis tarsisque rubro-fulvis.

Long. 21 mm., elytr. 14, lat. 7½.

The black markings of the elytra are arranged almost as in *P. signaticornis* (Chevr.). The lateral spot underneath the shoulder small and rounded, the second macula in front of the middle transverse, neither reaching the outer margin nor the suture, and broadest towards the suture; the lateral postmedian patch also transverse, touching the outer margin, and its discal part somewhat bent towards the tip of elytra; the postmedian sutural spot rounded, and placed in front of, but close to, the discal part of the postmedian patch.

Hab. Kuilu (A. Mocquerys, 1892).

278. *Pachystola signaticornis* (Chevr.).

Sierra Leone, Gold Coast.

279. *Temnoscelis biemarginata* (Chevr.).

Sierra Leone.

280. *Protonarthron diabolicum* Thoms.

Ogowe, Kuilu, Loanda.

281. *Protonarthron subfasciatum* sp. nov.

♂♀. *Pr. densiter* griseo-flavo-pubescent, nigro-maculatum, supra pilis singulis longis nigris vestitum; genis rectis; antennis nigris, articulis tertio et quarto infra

pance ciliatis, 3^a ad ultimum basi albis; prothorace punctato, basi modice constricto, lateribus fere rectis, antice latiore, disco utrinque irregulariter trimaculato; scutello griseo, apice truncato-emarginato; elytris punctatis, nigro-marmoratis, ante et post medium maculis et transversis fasciis notatis, angulis suturalibus subrotundatis.

Long. 13 mm., elytr. 9, lat. 4.

Head punctured, clothed with a dense yellowish cinereous pubescence; with a fine glabrous median sulcus; cheeks short and not dilated. Mandibles smooth as in *Pr. diabolicum* Thoms. (waist they are longitudinally striped or rugose in all species of *Acrocera* Thoms. that I know). Antennae of the *male* scarcely twice as long as the body, those of the *female* a third longer than the body; scape glabrous, finely and transversely rugate-granulate, with a few hairs underneath; third and fourth joints fringed with rather sparse hairs, the fifth has also some long hairs; base of the third and all following joints white. Prothorax punctured all over, with the punctures smaller than the interstices; broader than long, broadest in front, slightly constricted at the base, and nearly straight at the sides; the colour similar to that of the head; disc with a row of three irregular black maculae at each side. Scutellum grey, as long as broad; the apex subtruncate and feebly emarginate. Elytra punctured like the prothorax, the punctures forming rows here and there, and each giving origin to an erect black hair; pubescence yellowish ashy grey, variegated with black patches and spots, which almost form two irregular transverse bands, one in front of, and one behind, the middle; the base also black beside the scutellum, and the apex has one larger black spot and a small one in front of it; besides these markings which seem to be constant, there are some more small spots, chiefly in the middle. Pubescence of the under surface similar in colour to that of the upperside. Metasternum punctured laterally; abdomen with long grey hairs; the extreme base of the abdominal segments, a small spot on the posterior femora, and the tip of the tibiae black.

Hab. Kulu (A. Mocquers, 1892).

The relatively short antennae of the *male*, with the basal joints sparingly fringed with long hairs, give this species an appearance which is somewhat different from that of *Pr. diabolicum* Thoms.; but, in other respects, it agrees quite well with this species, so that there is no doubt that both species belong to one genus.

282. *Acrocera anthribioides* Chev.

Gold Coast, Kulu, Loanda.

283. *Acrocera compressa* (Fabr.).

Gold Coast (common).

284. *Acrocera olympiana* Thoms.

Gold Coast, Kulu.

285. *Acrocera varians* sp. nov.

♂♀ *A. atra*: plus minusve griseo-pubescentis; capite minutissime punctulato; vertice medio densius pubescente; prothorace brevi, impunctato, dente laterali basi approximato; scutello subtrapezoidali; elytris convexis, basi sparsim, medio grossius densius punctatis, apice fere impunctatis; colore variante:

(a) Elytris atris, sparsissime griseo-pubescentibus, fascia postmediana transversa lata atra, linea ante hanc fasciam sita et macula irregulare basali juxta suturam et linea antepicali undulata, griseo-albis, notatis; *forma typica*:

(*b*) ut in (*a*), sed fascia atra postice griseo-albo-marginata ;

(*c*) signaturis ut in (*a*) et (*b*), sed elytris praeterea dense griseo-pubescentibus ;

(*d*) ut sub (*b*), sed lineis griseo-albis ad suturam curvatis et unitis, in singulo elythro signaturarum subcircularem formantibus ;

(*e*) corpore omnino griseo-pubescente, elythro singulo in medio macula magna nigra albo-marginata ; macula basali et linea antepicali valde obsoletis.

Long. 16 mm., elytr. 10, lat. 6.

The forms described under (*a*), (*d*), and (*e*), have such an entirely different appearance as regards the pattern of the elytra, that I at first believed them to represent three distinct species. But as the punctation, the outline of the prothorax, the form of the elytra, the shape of the femora, etc., are entirely the same in a good number of specimens of the various forms, whilst they are different in the other species of this genus, I consider all these different-looking specimens to belong to one species, especially as there are examples with an intermediate coloration.

Punctation of the head exceedingly fine : middle of the vertex and sometimes a triangular space in the centre of the front more densely pubescent. Antennae grey, with the tip of the third joint black. Prothorax about a third shorter than long, impunctate, with a deep transverse groove in front and at the base : lateral teeth close to the basal constriction. Scutellum truncate at the apex. Elytra convex, narrowed towards the tip in the *male*, much less so in the *female* : base beside the scutellum, apex, and sometimes the basal impression near the shoulder almost impunctate, whilst the middle of the disc is rather coarsely and more densely punctured : in specimens with a close pubescence the punctures seem to be smaller, as they are more or less concealed by the hairs. Femora rather slender : posterior ones with a black ring near the apex.

Hab. Knilu [formae (*a*) - (*e*)] (A. Mocquereys, 1892) and Louisa [formae (*a*) and (*b*)].

286. *Acmocera convexa* sp. nov.

♂ ♀. *A. nigra* : cinereo-brunneo-pubescentis, maculis minutis griseo-flavis ornata. capite utrinque sub oculos linea grisea notato : fronte biguttata ; vertice medio densius pubescente : antennarum articulis basi griseis, tertio apice nigro-piloso : prothorace laevi, disco convexo, pennis maculis parvis notato, dente laterali basi approximato, parum arcuato ; scutello apice truncate ; elytris convexis, humero minute rotundato fere recto, parum sparsim granulato-punctatis, apice communiter rotundatis, maculis parvis plus minusve transversis, ante apicem lineam transversam inconspicuum undulatum formantibus, notatis : femoribus sat gracilibus, medio annulo nigro ornatis.

Long. 14 mm., elytr. 9½, lat. 5½.

Black, covered with a brownish and somewhat ashy pubescence. Front of the head finely and rather densely granulated ; vertex smooth, with fine punctures only behind the eyes ; two small spots in the centre of the front, and the middle of the vertex more densely pubescent. Antennae and legs with a grey pubescence : the base of the joints whitish : the apex of the third one black and clothed with black hairs ; the tip of the fourth and fifth also more or less blackish. Prothorax impunctate, disc evenly convex between the usual transverse grooves : lateral teeth placed close to the basal constriction, and somewhat curved. Scutellum trapeziform, broader than long. Elytra convex, distinctly narrowed behind, with the shoulders slightly rounded ; interstices of the punctures larger than the punctures.

the anterior border of each of the latter somewhat elevated and forming a small granule. Spots of the elytra small, arranged in inconspicuous transverse lines here and there, one of which near the apex is a little more distinct: apex narrowly bordered with a grey pubescence.

Hab. Cameroons.

Similar in colour to *A. undulata* Qued., from which it is distinguished by the much shorter neck of the *male*, by the shape and structure of the prothorax, elytra, and femora in both sexes.

287. *Acmocera undulata* Qued.

Kuilu, "Congo," Loanda.

288. *Acmocera bimaculata* Thoms.

Kuilu.

289. *Acmocera isidoris* Chev.

Gold Coast.

290. *Acmocera apicalis* sp. nov.

♂. *A. atra*; griseo-pubescentis; genis non dilatatis; prothorace impunctato, latitudine parum brevior, dente laterali parvo sat obtuso, basi approximato; elytris humeris prominulis carinatis fere rectis; basi sparsim, medio densius grossius punctatis, apice laevibus, macula irregulare humerali, fascia postmediana ad suturam parum interrupta, fasciaeque apicali atris, notatis; abdominis segmentis lateraliter spatio parvo et toto segmento ultimo sparsius pubescentibus, nigris; femoribus subpunctulatis.

Long. 14 mm., elytr. 9, lat. 5.

Black, clothed with a grey pubescence. Head finely punctured; the cheeks straight. Prothorax about three quarters the breadth long, impunctate; the lateral teeth conspicuously short and rather blunt, placed close to the basal groove. Shoulders of the elytra prominent and carinate; punctuation sparse at the base, a little denser in the middle, and almost entirely wanting at the apex of the elytron; of the black and shining markings of the latter the humeral macula is irregular, the postmedian fascia is broadest near the suture, where it is narrowly interrupted, and does not quite extend to the outer margin; the postmedian and the apical fasciae are separated only by a narrow oblique grey band; femora distinctly clavate.

Hab. "Congo."

291. *Acmocera aberrans* sp. nov.

♂ ♀. *A. nigra*; cinereo-pubescentis; capite punctulato; genis rectis; antennis piceis, (♂) corpore fere triplo, (♀) dimidio longioribus, scapo fere cylindrico, densiter punctulato; prothorace brevi, antice transverse bi-, basaliter unisulcato, sparsissime nigro-punctulato; dente laterali apice truncato, basi approximato; scutello trapeziformi; elytris versus apicem in utroque sexu attenuatis; humeris subrectis carinatis; grosse punctatis, apice fere laevibus; fascia transversa postbasali indistincta nigrescente et maculis parvis griseis ornatis; femoribus subclavatis.

Long. 11 mm., elytr. 7, lat. 3½.

Black, densely covered with an ashy grey pubescence. Basal joints of the antennae fringed underneath with long hairs; these hairs are not denser at the tip of the third joint, as they are in other species of *Acmocera*. Prothorax a third

shorter than broad, strongly constricted at the base, and deeply transversely bisulcate in front. Elytra with an ill-defined straight and transverse blackish band behind the base, and with some very small yellowish grey spots in and behind the middle, these spots almost forming a postmedian undulate transverse streak. Under surface uniformly grey; third and fourth joints of the tarsi and the tip of the four posterior tibiae dark brown.

Hab. Kuilu (A. Mocquerys, 1892).

The slender scape of the antennae, the straight cheeks not being dilated, and the truncate lateral teeth of the prothorax are very remarkable in this species.

Discoceps gen. nov.

♂ ♀. Capite inter antennas concavo; fronte rotundata, verticali, plana; genis et oculis carinato-compressis; antennis infra (articulis septimo ad decimum minus) fimbriatis; prothorace brevi, lateribus dentato; scutello rotundato; elytris convexis, basi juxta humeros impressis; tibiis carinatis, intermediis incessura valde obsoleta instructis; femoribus clavatis.

The peculiar shape of the head is the principal character which distinguishes this genus from *Acnocera*.

292. *Discoceps fasciatus* sp. nov.

♂ ♀. *D. niger*, cinereo-pubescent, sparsis pilis nigris erectis vestitus. Caput medio leviter canaliculatum. Antennarum articuli quintus, septimus, nonus, ultimus nigri. Prothorax longitudine duplo latior, dente laterali conico parum post medium sito. Elytra fascia lata antemediana fulva, et ante apicem maculis minutis griseis notata, convexa, grosse, versus apicem disperse, punctata.

Long. $10\frac{1}{2}$ mm., elytr. $6\frac{1}{4}$, lat. $4\frac{1}{4}$.

Head finely granulated, with a transverse impression behind the antennal tubercles; the longitudinal impressed line more or less obsolete. Antennae half as long again as the body in the *male*, a little longer than the body in the *female*; ashy grey, with the tip of the third and fourth joints and the whole of the fifth, seventh, ninth, and eleventh less pubescent and almost black. Scutellum nearly as long as broad, rounded at the apex. Elytra convex, chiefly at the base, narrowed towards the apex, especially in the *male*; coarsely and somewhat rugosely punctured, with the punctures unequal in size; shoulders not produced; a broad and rather straight band in front of the middle tawny; apex spotted with grey. Under surface uniformly ashy grey; extreme tip of the tibiae clothed with a black pubescence.

Hab. Kuilu (A. Mocquerys, 1892).

Resembling *Eumimetes haroldi* Qued. in size as well as in colour.

Latisternum gen. nov. (*Acnocerinarum*).

♀. Fronte magna, genis dilatatis, oculis divisis; antennarum scapo elongato; prothorace dorso trituberculato, dente laterali valido armato; elytris basi latis, cuneatis; processibus prosternali et mesosternali latissimis, depressis; tibiis sine carinis, intermediis apicem versus profunde incisus.

Differs from *Acnocera* especially in the entirely divided eyes, in the broad and flattened process of the pro- and mesosternum, and in the tibiae being devoid of a carina usually met with in other genera of "*Acnocerides*."

293. *Latisternum pulchrum* sp. nov.

♀. *L. nigrum*, fulvo-cinereo-pubescent. Capite genis et fronte paucis punctis nigris, vertice pone oculos duabus fasciis longitudinalibus luteo-griseis notato. Antennarum scapo prothoracis medium attingente. Prothoracis basi utrinque sinuata, lateribus antice et postice transverse bicanaliculatis, disco quinque-noduloso, tuberculis posticis et dentibus lateralibus validis punctis nigris instructis. Scutello magno, rotundato. Elytris brevibus, versus apicem attenuatis, inter humerum et scutellum tuberculo sat acuto instructis, punctulatis, basi granulato-punctatis, maculis transversis luteo-griseis et nigris ornatis. Pedibus nigro-annulatis.

Long. 17 mm., elytr. 11½, lat. 8.

Scape of the antennae slender, very finely punctuated, with some granules and transverse wrinkles at the inside. The longitudinal grooves at each side of the front of the head narrow and straight, standing at right angles to the transverse groove behind the epistome; middle groove of the head feeble anteriorly. Pubescence of head and prothorax somewhat paler here and there. Each elytron with five small black spots, one placed behind the scutellum and including a grey spot, a second behind the shoulder, two at the beginning of the last third, and one before the apex at the outer margin; each of these spots touches a grey spot which stands in front of the black one, and in the middle of the elytron and near the apex are some more grey markings. Femora and tibiae with two black rings each.

Hab. Louisa.

294. *Olenecamptus triplagiatus* sp. nov.

♂. rufo-brunneus, antennis pedibusque pallidioribus, griseo-pubescent. Vertice albo; antennarum scapo granulato; prothorace retrorsum angustato, biconstricto, transverse plicato; scutello rotundato, basi excepta albo; elytris punctatis, punctis versus apicem minutis, macula basali communi usque ad utrosque humeros extensa, postice rotundata, fascia postmedia communi margines laterales non attingente, albis ornatis.

Long. 16 mm., elytr. 11, lat. 4.

Brown, with the upper surface of a paler brown colour, and with the antennae and legs rufous buff; clothed with a fine grey pubescence. Eyes strongly convex. Vertex white, with a very feeble tint of buff. Scape of antennae strongly granular. Prothorax as long as broad, narrowed behind, covered with transverse ridges. Scutellum rounded, with the apical half white. Elytra bearing a large basal patch, extending from one shoulder to the other and rounded behind; another large patch situated beyond the middle, also common to both elytra, much broader than long, somewhat rounded at each side and not extending to the lateral margin; both patches are coloured like that of the vertex, and are bordered with a narrow dark brown line.

Hab. Gold Coast.

295. *Olenecamptus albidus* sp. nov.

♂. brunneus; corpore infra, capite antennarum scapo piceo-nigris, antennis pedibusque pallide fulvis; pube alba vestitus. Fronte et genis sparsim albo-tomentosis, macula postoculare et vertice albis. Prothorace latitudine longiore, albo, vittis brunneis notato, una mediana antice abbreviata, una laterali, una supra coxae cavitatem sita. Scutello rotundato, albo, basi brunneo. Elytris parallelis,

apicibus singulis acuminatis; albis, marginibus brunneis: singulo elytro macula discoidali minuta antemediana cum margine tenuissime connexa, fascia angusta postmediana parum obliqua suturam non attingente, cum margine confluyente, fascia transversa arcuata antepicali cum margine et suturae parte brunnea apicali confluyente, brunneis notato. Infra lateribus albo-maculatus.

Long. $12\frac{1}{2}$ mm., elytr. $8\frac{1}{2}$, lat. 3.

Brown, with the head, scape of antennae, and under surface blackish with the remainder of the antennae and the legs pale tawny; clothed with a white pubescence. Head sparsely pubescent on the front and cheeks, with a small spot behind each eye and the whole of the vertex white, except a very small brown spot on the vertex close to the prothorax. Antennae $1\frac{1}{2}$ the length of the body, with the scape strongly granular. Prothorax longer than broad, white, with five brown bands, one median and abbreviated in front, one situated in the middle of each side, and one immediately above the coxal cavities, the latter less marked than the others. Elytra pointed at the apex, coarsely punctuated, with the punctures very dense at the sides; white, rather narrowly bordered with brown at the base, sides, and apex: each elytron with three markings of the brown colour of the derm: one small spot situated on the disc in front of the middle, connected with the brown margin by a very fine brown line, a transverse and rather narrow band behind the middle, somewhat oblique, not extending to the suture, and united with the margin, and finally an antepical transverse narrow streak, laterally united with the margin, curved on the disc, and connected with the suture, the apical part of which (from this band to the tip) is also brown. Under surface white on the sides of the meso- and metasternum, the latter with a brown longitudinal mark; sides of the abdominal segments with a blackish spot surrounded with a pubescent white space.

Hab. Niulu (A. Mocquerys, 1892).

296. *Anauxesis atrata* Chev.

Niulu.

297. *Anauxesis calabarica* Chev.

Sierra Leone, Niulu.

298. *Frea basalis* sp. nov.

♂ ♀. *F.* nigra, densiter cinereo-tomentosum; capite sparsim punctato; antennis (♂) corpore duplo, (♀) parum longioribus, articulorum apicibus nigris; prothorace nigro-punctato, sulcis transversis antico et postico in medio sat curvatis, dente laterali postmediano subacuto minute arcuato; scutello longitudine duplo latiore; elytris basi parum flavo-tomentosis, omnino maculis parvis albis ornatis, grosse et parum confertim punctatis; metasterno lateraliter albo.

Long. 16 mm., elytr. 11, lat. 7.

Black, covered with a very short ashy grey pubescence. Punctures of the front of the head and prothorax black, somewhat crowded on the elytra, and very coarse but not dense at the base of the latter. The numerous small white spots of the elytra are united here and there, and form very short and irregular transverse linear markings. Tip of tibiae and the tarsi black.

Hab. Niulu (A. Mocquerys, 1892) and Loanda.

In some specimens ticketed "Congo" the spots of the elytra are almost entirely wanting.

As regards the shape, this species is allied to *F. maculicornis* Thoms., but the lateral teeth of the prothorax are very much shorter, and the antennae of the *male* are much longer than in *F. maculicornis*, while the puncturation and colour are also different.

299. *Freia leucostictica* (White).

Gold Coast. (Under *Phymatosterna* in the Munich Catalogue.)

300. *Freia malachitica* sp. nov.

(Pl. X., fig. 13.)

♂♀. *F. nigra*, pube griseo-viridi vestita; capite parce punctato: antennis nigris, articulis basi viridi-griseis, (♂) corpore quarta, (♀) sexta parte longioribus; prothorace nigro-punctulato, dente laterali postmediano vix arcuato; scutello longitudine tertia parte latiore; elytris densiter punctatis; humeris oblique truncatis binodulosis; tibiis extus basi apiceque nigro, intermediis praeterea medio griseo-pubescentibus.

Long. 17 mm., elytr. 12, lat. 7.

Hab. Niulu (A. Mocquers).

Easily distinguished from all species of *Freia* hitherto known by the peculiar verdigris colour of the pubescence.

301. *Freia grisea* sp. nov.

♂♀. *F. nigra*, cinereo-pubescentis, elytris leviter griseo-albo-irroratis. Frons parce punctata; antennae (♀) elytrorum medium attingentes (♂ incompletae), articulis quinto ad decimum brevissimis. Prothorax sulcis transversis antico et postico dorso parum obsoletis, disperse punctulatus, disco impunctato, convexo, dente laterali postmediano brevi. Scutellum valde transversum. Elytra convexa, juxta humeros leviter impressa, humeris rotundatis, punctata, punctis post humeros majoribus.

Long. 12 mm., elytr. 9, lat. 5½.

Black, covered with a short ashy grey pubescence. Puncturation of the front of the head conspicuous, but very sparse. Fifth joint of the antennae half as long as the third, fifth and following ones gradually diminishing in length. Prothorax narrowed towards the front margin. Scutellum nearly three times as broad as long in the ♀, not quite so broad in the ♂. Under surface uniformly ashy grey; femora with some blackish spots.

Hab. Cameroons and Gaboon.

Its nearest allied species is *F. senilis* (White), from which it differs in the very short antennae, in the more convex prothorax, with the lateral teeth smaller and closer to the base, in the elytra being convex even at the base and having the shoulders much less prominent, and in the less well-marked spots of the elytra.

Freia senilis (White).

Sierra Leone. (*Phymatosterna senilis* White of the Munich Catalogue.)

302. *Freia sparsilis* sp. nov.

♂♀. *F. nigra*, cinereo-pubescentis, nigro-maculata. Frons nigro-punctulata, medio utrinque macula parva notata; vertex binaeulatus. Antennarum articuli apice nigri. Prothorax dorso lateraliter fascia irregulare longitudinali bi-interrupta,

macula mediana triangulare antebasali, praeterea multis guttis nigris, notatus, dente laterali magno arcuato instructus. Elytra retrorsum parum angustata, multis maculis parvis in medio plus minusve confluentibus nigris aut olivaceo-brunneis notata, punctis rotundis profunde impressis conspicuis, interstitiis punctis duplo majoribus instructa. Corpus infra et pedes aequabiliter tomentosi.

Long. 17 mm., elytr. 12, lat. $6\frac{1}{2}$.

Similar in colour and shape to *Eumimetes sparsa* (Klug.), but it is a true *Freia*, and closely allied to *F. maculicornis* (Thoms.). Narrower and less convex than *F. maculicornis* (Thoms.). Head with two small black spots in the centre of the front, and with two larger ones on the vertex. Lateral teeth of the prothorax relatively larger, the punctuation of the elytra more conspicuous, and their markings smaller and denser, particularly at the base, than in *F. maculicornis*. The apex of the mesosternal process narrower, and the femora uniformly pubescent.

Hab. Kuilu (A. Mocquers) and Loanda. Many specimens.

303. *Freia maculicornis* Thoms.

Kuilu, "Congo," Loanda.

304. *Eumimetes attenuatus* sp. nov.

♂ ♀. *E. niger* ant piceo-niger, olivaceo-cinereo-tomentosus. Frons punctulata; antennae corpore dimidio (♂), vel (♀) parum longiores. Prothorax longitudine dimidio latior, antice et postice transverse sulcatus, sulcis dorso parum curvatis, minuto olivaceo-guttulatis, lateraliter punctis dispersis et dente minuto instructus. Scutellum fere semicirculare. Elytra retrorsum sat fortiter (♂) aut parum (♀) angustata, confertim punctulata, punctis ad basim majoribus, multis maculis parvis griseis notata. Pedes antici (♂) elongati.

Long. 15 mm., elytr. 11, lat. $6\frac{1}{2}$.

Antennal joints black at the tip, six basal ones densely fringed underneath with hairs, being longer on the fifth and sixth joints than on the foregoing ones. Scutellum broader than long. Elytra narrowed and declivous from the base to the tip, chiefly in the *male*; their punctuation somewhat crowded, and rather coarse at the base. Anterior legs of the *male* elongate, the anterior tibiae curved, and the third joints and the under surface of all the tarsi blackish; apices of the tibiae also black, with the extreme tip clothed with fulvous hairs like the apices of the tibiae and the under-side of the tarsi in the *female*. Ultimate abdominal segment of the *male* emarginate, with the apical part densely clothed with fulvous grey hairs.

Hab. Kuilu (A. Mocquers, 1892) and Loanda.

305. *Eumimetes haroldi* Qued.

Kuilu, Loanda.

306. *Eumimetes curta* (Chevr.).

Gold Coast. (*Phymatosterna curta* Chevr. of the Munich Catalogue).

307. *Crossotus cristatus* sp. nov.

♂ ♀. *C. niger*, cinereo-pubescent, pube brunnea inconspicue maculatus. Frons punctulata. Prothorax sulcis transversis antico et postico dorso levibus, dente laterali valido obtuso: disco lateraliter sparsim nigro punctulato. Scutellum apice rotundato-truncatum. Elytra humeris productis, basi medio tuberculo albo apice nigro-penicillato, post basim crista brevi longe nigro-pilosa, praeterea tribus tuberculis parvis nigro-pilosis armatis, duabus transverse dispositis pone medium, tertiu

minuta in quarta parte apicali sitis : basi grosse punctata, post angulos humerales fortiter granulata, punctis versus apicem minutioribus.

Long. 16 mm., elytr. 12, lat. 8.

Pubescence whitish ashy grey, tinged with tawny brown, this colour forming faint spots chiefly on the vertex, prothorax, and scutellum. Antennae rather short and thin, extending only a little beyond the tip of the elytra in the *male*, and reaching somewhat beyond the middle of the elytra in the *female*. The tubercle at the basal margin of the elytra is rather high : the second, placed behind the first, forms a short crest, densely covered with rather long and entirely black hairs. Of the two postmedian tubercles the outer one is the smallest. Besides these tubercles there are three faintly raised lines on each elytron, becoming somewhat more conspicuous here and there where their pubescence is a little erect. The punctation very coarse and confluent behind the shoulder angles, with the interstices partly forming granules. Under surface uniformly grey ; legs with some small dark spots ; tarsi beneath tawny brown : last abdominal segment of the *male* with a dense grey pile.

Hab. Kuilu (A. Moequerys, 1892).

308. *Crossotus robustus* sp. nov.

C. plumosus Serv. similis, capite inter antennis minus impresso, antennis infra sparsim fimbriatis, prothorace lateribus bituberculato, disco scutelloque albo-griseis, scutello apice rotundato.

Long. 18 mm., elytr. 13, lat. 8.

Stouter than *C. plumosus* Serv. Pubescence grey, mottled with brown ; disc of prothorax and scutellum conspicuously greyish white. Third antennal joint longer than the scape. Sides of the prothorax with a second large toothlike tubercle in front of the usual lateral tooth ; the tubercles of the disc less transverse and more raised than in *C. plumosus*. Tubercles and punctation of the elytra as in *C. plumosus* ; but the tip of each elytron is truncate, with scarcely a trace of emargination. Outer edges of the intermediate tibiae clothed with a black pile.

Hab. Senegal.

309. *Crossotus virgatus* Qued.

Gold Coast and Kuilu.

In one specimen the second basal tuft of black hairs is almost absent, and each elytron has three feeble but distinct raised lines formed by a somewhat erect pubescence.

310. *Crossotus irroratus* sp. nov.

♂ ? *C. niger*, olivaceo-cinereo-tomentosus. Caput paucè punctatum. Prothorax lineis tribus indistinctis obscuris ; disco convexo, nigro-punctulato. Scutellum griseo-album, linea media angusta obscura. Elytra antice grosse, versus apicem miunte punctata, basi medio tuberculo acuto nigro apice glabro armata, mediana plaga transversa irregulare obscura, et lineis longitudinalibus ex maculis parvis alternatim griseo-albis et nigro-brunneis formatis, notata. Tibiarum apices et tarsorum articuli tertii nigri.

Long. 14 mm., elytr. 10, lat. 6½.

Black, covered with an ashy grey pubescence, tinged with olivaceous. Antennae somewhat pitchy, base of the joints whitish grey. The central one of the three dark

dorsal streaks of the prothorax narrow, and in one specimen obsolete. Scutellum broader than long, rectangular, and whitish grey, with a narrow and short brown median line. Elytra with one tubercle only; this is placed in the middle close behind the basal margin, and is glabrous at the tip; an irregular transverse brown patch-like band in the middle of each elytron, reaching the suture or not, seems to me to be constant, while another but very feeble band in front of the apex is found only in one specimen of the collection. Each elytron with some longitudinal streaks formed by small brownish spots, alternating with whitish grey ones. Femora usually uniformly grey, in one specimen with two black spots. Middle of the tibiae paler than the base.

Hab. Knilu (A. Mocquereys, 1892).

Allied to *C. virgatus* Quad., from which it may be easily distinguished by the absence of a second tubercle behind the base of the elytra and by the style of marking on the latter.

311. *Crossotus collaris* Chev.

Cameroons and Ogowe.

312. *Crossotus unifasciatus* (Thoms.).

Knilu.

313. *Dichostates nigroguttatus* sp. nov.

♂ ♀. *D. brevis*, infra griseo-albo-, supra olivaceo-brunneo-pubescentis et griseo-variegatus. Prothorax inermis, margine antico utrinque pone oculos subacute minute tuberculatus, basi subrecta; dorso sparsim punctulato. Scutellum transversum, trapeziformi, longitudine duplo latius. Elytra in basis medio tuberculo griseo-brunneo-pubescente armata, juxta humeros leviter impressa; singulo elytro duabus guttis rotundis densiter nigro-pilosis ornato, prima postbasali, secunda minore post-mediana, inter guttas plaga griseo-alba sat conspicua, apice griseo-albo-irrorato; sat aequabiliter punctata, punctis pone humeros parum confluentibus. Pedes nigroguttulati.

Long. 12 mm., elytr. $8\frac{1}{2}$, lat. $6\frac{1}{2}$.

Upper surface olivaceous brown, with the sides of the prothorax, a large region in the middle of the elytra, and the apical part of the latter conspicuously marbled or irrorated with greyish white. Prothorax convex, basal margin faintly widened in front of the scutellum. Elytra almost wedge-shaped, with the shoulder angles rounded; uniformly punctured, with the punctures confluent behind the shoulders; the latter bearing some granules on the outer steep part.

Hab. Knilu (A. Mocquereys, 1892).

One of the short species having the prothorax without the usual lateral teeth.

314. *Dichostates lobatus* sp. nov.

♂ ♀. *D. brevis*, niger, multis maculis minutis griseis aut flavo-griseis vestitus, infra lateribus fulvo-pubescentis. Prothorax convexus, lateribus subrotundatus; basi versus scutellum dilatata et transverse strigulosa; disco lateraliter disperse sparsim punctulato; margine antico post oculos tuberculo sat magno armato. Scutellum longitudine triplo latius. Elytra brevia, minute convexa, humeris prominulis oblique truncatis, basi fortiter transverse rugata, sub humeros parum granulata, dein grosse punctata; singulo elytro macula antemediana rotundata fulva, et gutta postmediana parva pube erecta nigra tecta, notato.

Long. $14\frac{1}{2}$ mm., elytr. 10, lat. $8\frac{3}{4}$.

Upper side and legs feebly spotted with grey or fulvous grey, some of the spots on the vertex and two on the prothorax near the front margin more conspicuous. Prothorax distinctly narrowed towards the anterior margin; base sinuate at each side, the median lobe bearing three transverse grooves, two of which are more distinct than the third, and finely transversely striate. Shoulders of the elytra prominent and obliquely truncate, their posterior angle produced into a strong tubercle. Apical margin of the elytra clothed with a black pile. Sides of the under surface tawny pubescent, with some small and glabrous black spots.

Hab. Knilu (A. Mocquerys, 1892) and Upper Congo.

315. *Dichostates acuminatus* sp. nov.

♂. *D. brevis*, niger, tenuissime griseo-maculato-pubescentis, infra lateraliter pube fulva tectus. Prothorax lateribus retrorsum dilatatis, ante constrictionem basalem fere tuberculatis, margine antico post oculos tuberculo sat acuto armato. Scutellum transversum, apice minute rotundato. Elytra humeris subrotundatis, sutura pone scutellum parum elevata, cuneiformia, antice grossissime rugato-punctata et parum granulata, dein ad latera grossissime densiter, ad suturam sparsius et parum minutius punctata: singulo elythro duabus guttis, mediana fulva et postmediana nigra, parvis rotundis notato.

Long. 9 mm., elytr. $6\frac{1}{2}$, lat. $5\frac{1}{2}$.

Prothorax strongly and evenly dilated behind, and abruptly constricted at the base: the latter slightly widened in the middle, with two transverse grooves. Punctuation of the elytra very coarse, except at the suture behind the middle, where the punctures are rather minute; the punctures confluent at the base, forming irregular and more or less transverse grooves, with the interstices raised and, chiefly underneath the shoulders, somewhat granular. Second spot of the elytra formed by erect deep black hairs.

Hab. Knilu (A. Mocquerys, 1892).

Allied to *D. lobatus* sp. nov., from which it may be distinguished by the shape of the prothorax and the rounded humeral angles. The anterior spot of the elytra, standing in the middle in *D. acuminatus*, is larger in *D. lobatus* and placed somewhat in front of the middle. Under surface alike in both species.

Cincinnati gen. nov. (Cossotinorum).

Fronte parum convexa, genis rotundatis, oculis parvis divisis, antennis corpore longioribus, scapo elongato, prothoracis basim subattingente, omnibus articulis infra fimbriatis. Prothorace inermi, subrectangulare. Femoribus brevibus validis.

Near *Eumimetes* Lacord., from which it differs in the rounded cheeks, in the antennae having a much longer scape and all the joints fringed underneath with long hairs, in the prothorax being almost straight at the sides and without tubercle, and in the depressed process of the pro- and mesosternum.

316. *Cincinnati fasciata* sp. nov.

(Pl. X., fig. 14.)

♂ ♀. *C. niger*, griseo-vel cinereo-pubescentis. Caput medio tenuiter canaliculatum, post tuberes antenniferos sulco transverso instructum, impunctatum. Antennae (♂) corpore dimidio, (♀) quarta parte longiores, scapo et articulo tertio leviter arcuatis, articulis basi densius pubescentibus. Prothorax longitudine tertia

parte latior, antice et postice truncatus et transverse sulcatus, laevis. Scutellum apice tomentosum. Elytra basi truncata, retrorsum leviter attenuata, convexa; subseriatim granulato-punctata, interstitiis maculis minutis griseis, ante apicem nonnullis distinctioribus notatis; fascia transversa postbasali antice nigra postice grisea sat lata ornata. Metasternum densiter griseo-tomentosum.

Long. $15\frac{1}{2}$ mm., elytr. $10\frac{1}{2}$, lat. 6.

Head and prothorax without distinct punctuation; scape of antennae transversely rugose and granular. Disc of prothorax with a faint transverse impression in the middle, besides the anterior and posterior transverse grooves. Scutellum a little broader than long; the apex truncate, with the angles strongly rounded. Elytra convex even at the base; shoulder rectangular with the angle itself rounded; punctuation unequal, there being large and minute punctures, arranged in more or less regular rows, the interstices of which are spotted with a fulvous grey pubescence. Upper surface with longer and sparse setaceous hairs, especially on the front of the head and on the base of the elytra.

Hab. Knihu (A. Mocquers, 1892).

Mimiculus gen. nov. (Crossotinorum).

♀. Differt ab genere *Eumimetes* prothorace lateribus sine tuberculo, processu prosternali rotundato, mesosternali declivi.

317. *Mimiculus maculatus* sp. nov.

♀. *M. niger*, griseo-pubescent; fronte paucis punctis instructa; articulis articulis apice nigris, scapo fere cylindrico; prothorace punctulato, disco utrinque nigro; elytris profunde punctatis, ad humeros et in medio macula magna irregulare nigra, ad suturam maculis parvis notatis; infra aequabiliter griseus.

Long. 9 mm., elytr. 6, lat. $4\frac{1}{2}$.

Black, clothed with a grey (somewhat ashy) pubescence; tip of the joints of the palpi rufous; antennae with the middle of the third and the tip of the fourth, sixth, eighth, tenth, and eleventh joints black. Prothorax evenly punctured, blackish on the sides of the disc. Elytra with deep round punctures, the centre of each puncture bearing a grey scale, the interstices larger than the punctures. Each elytron with some small brownish black spots in the middle near the suture, and with two irregular large patches of the same colour, one placed on the shoulder and the other beyond the middle of the disc.

Hab. Knihu (A. Mocquers, 1892).

Bourbonia gen. nov. (? Hebecerinorum).

Coxarum intermediarum cavitatibus clausis, tibiis intermediis extus incis, unguis divaricatis. Antennae corpore longiores, articulis tertio ad sextum apice longe pilosis. Prothorax margine antico post oculos bituberculatus, lateribus medio dente obtuso armatus, disco multituberculatus. Scutellum emarginatum. Elytra basi prothorace fere duplo latiora, retrorsum attenuata, granulato-tuberculata. Processus pro- et mesosternalis depressi.

318. *Bourbonia bifasciata* sp. nov.

B. atra, brunneo-pubescent. Fronte quatuor, vertice duabus lineis griseis notatis. Antennarum scapo conico, parce rugoso, articulis omnibus basi griseo-tomentosis, apice (praecipue tertio ad sextum) nigro-pilosis. Prothorace griseo-tomentoso, tuberculis glabris, longitudine quarta parte latiore, antice sat fortiter

transverse sulcato, linea media irregulari elevata. Scutello apice utrinque brunneo-piloso. Elytris angulis suturalibus leviter dentatis, tuberculis glabris, nonnullis confluentibus, duabus fasciis transversis griseis ornatis. Prosterno rugoso; metasterno sparsim tuberculato; abdomine medio laevi, lateraliter paucis punctis grossis instructo; femorum et tibiaram apicibus tarsisque nigris.

Long. 22 mm., elytr. 16, lat. 10.

Hab. Isle de Bourbon.

This very queer species does not quite fit into the group of "*Hébescides*" of Lacordaire, as the intermediate tibiae have a deep incision.

Lagrida gen. nov. (? Hébecerinorum).

♀. Scapo sine cicatrice, unguibus divaricatis, tibiis intermediis simplicibus, coxarum cavitatibus intermediarum clausis. Fronte rectangulare; oculis emarginatis; antennis (♀) corpore brevioribus, articulis 5—11 brevibus; prothorace antice et postice fortiter transverse bisulcato, lateribus dente valido arcuato armato; elytris prothoracis basi multo latioribus, convexis, brevibus (forma generis *Lagrida*); processu prosternali aequabiliter arcuato; coxis anticis fortiter angulatis, processum prosterni non superantibus; mesosterno antice fere verticali, margine rotundato.

I cannot find any genus of *Lamiini* to which *Lagrida* is allied. As regards the characters of the scape, intermediate tibiae, and claws, I provisionally place it in the group of "*Hébescides*," though its general appearance is quite different from the species of this group.

319. **Lagrida rufa** sp. nov.

(Pl. X., fig. 12.)

♀. *L. rufa-fulva*, pube sparsa grisea vestita, antennis pedibusque nigrescentibus. Caput impunctatum, medio canaliculatum, inter antennis concavum, linea transversa impressa arcuata interantennali instructum. Antennarum scapus elongatus, fere cylindricus, articulo tertio aequalis, quarto medio rufo. Prothorax laevis, antice et postice transverse bisulcatus, margine basali utrinque parum sinuatus, lateribus dente magno acuto arcuato armatus. Scutellum truncatum. Elytra latitudine (ad basim) duplo longiora, singulo apice rotundata, dense grosse punctata.

Long. 12 mm., elytr. 9, lat. 5.

Head with a horseshoe-shaped impression between the antennae, as it is found in the *Prosopocerini* and *Tragocephalini*. Middle of the fourth joint of the antennae on the underside and the tip of the eleventh rufous; third and fourth joints fringed underneath with some short hairs. Prothorax half its length broader than long; of the four transverse channels one is placed near the anterior and one near the posterior margin, and the others in front of and behind the lateral teeth; the channels are deep, even on the disc. Scutellum as long as broad, truncate at the apex. Under surface impunctate. Legs blackish; the femora, particularly the anterior ones, rufous beneath.

Hab. Kuiu (A. Mocquerys, 1892).

320. **Theticus denticollis** sp. nov.

Th. niger, pube grisea parum flavescente vertitus; antennis pedibusque brunneis. Capite punctulato, vertice antice impresso. Antennis articulis apicibus dense pubescentibus. Prothorace longitudine multo latiore, sat dense punctato,

disco tuberenlis duobus instructo. Scutello fere semicirculari, apice parum elevato. Elytris apice communiter rotundatis, fortiter ad suturam parum seriatim, punctatis; singulo elytro tuberculo carinaeformi basali antice et postice fortius elevata, tuberculo postmediano carinaeformi parum minus elevato, armatis.

Long. $7\frac{1}{2}$ mm., elytr. 5, lat. $2\frac{3}{4}$.

Pubescence somewhat spotted with brownish black and yellowish grey. Elytra with two exceedingly faint raised lines at the outside of the posterior keel-like tubercle.

Hab. Kulu (A. Mocquerys, 1892).

This species differs from *Th. bisbinodulus* Qued., which also has two tubercles on the disc of the prothorax, chiefly in the elytra having each only one postmedian tubercle.

321. *Theticus similis* sp. nov.

Th. denticollis sp. nov. affinis, sed differt: prothorace laevi tuberculato, elytrorum carina basali brevior, non subinterrupta, simplice, carina posteriore longiore.

Long. $6\frac{1}{2}$ mm., elytr. $4\frac{1}{2}$, lat. $2\frac{3}{4}$.

The punctuation of the elytra is somewhat more regular and denser than in *Th. denticollis* sp. nov., the punctures being arranged in rows even on the middle of the disc. The anterior crest is vertical behind and tufted with a black pile; the postmedian carina is long and more strongly declivous behind than in front, with the most elevated part black, whilst the anterior declivous portion is whitish.

Hab. Gaboon (A. Mocquerys).

322. *Theticus biarcuatus* Thoms.

Kulu.

323. *Praonetha cristata* sp. nov.

P. brunneo-nigra, pube sordide griseo-flava vestita, nigro- et fulvo-variegata. Antennis infra sat fortiter ciliatis, scapo articulo tertio fere aequali, quarto arenato. Prothorace versus posticum parum attenuato, disco sat gibboso, medio longitudinaliter depresso, plaga magna mediana longitudinali alba notato. Scutello rotundato, albo, apice fulvo-maculato. Elytris macula scutellare alba notatis; singulo elytro tuberculo basali albo-piloso, sutura et quatuor lineis irregularibus elevatis, his lineis multis cristulis nigro-pilosis instructis.

Long. 14 mm., elytr. 10, lat. 5.

Brownish black, clothed with a tawny grey pubescence, mottled with black and tawny, and also with short and white setulose hairs; the pubescence is olive grey round the punctures of the elytra. Head impunctate. Base of the antennal joints grey. Prothorax a little narrowed towards the base, and feebly rounded anteriorly, with an oblique deep transverse groove near the base; disc swollen, and longitudinally depressed in the middle, sparingly punctured. Scutellum longer than broad, and rounded at the apex. Suture and four lines on each elytron raised and clothed with tufts of black hairs; the first keel is much more raised at the base, forming a conspicuous crest, tufted with white hairs anteriorly, and somewhat curved behind the base, ending in a rather strong tubercle at the beginning of the apical quarter; the second keel is a little shorter and very feeble from behind the base; the third is stronger than the second, ending in a tubercle placed in front of the apex; and the

fourth is also feeble from the base to behind the middle, and ends in a second anteapical tubercle. Under surface almost uniformly dirty yellowish grey.

Hab. Gold Coast.

Easily distinguished from *P. lichenea* Duv. by the sculpture of the elytra.

324. *Belodera subfasciata* sp. nov.

B. brunneo-nigra, olivaceo-cinereo-pubescentis. Capite inter antenas fortiter impresso et punctato. Antennis corpori aequalibus, infra breviter ciliatis, brunneis, articulis basi luteis, tertio parum arcuato. Prothorace latitudine parum brevioris, antice fortius quam postice constricto, impunctato; dente laterali mediano parum arcuato. Scutello luteo-albo-pubescente, apice rotundato. Elytris apicibus subtruncatis, a basi ad apicem gradatim leviter attenuatis, subconvexis, humeris rotundatis, antice seriatim, postice irregulariter sat sparsim punctulatis, parum olivaceo-brunneo-variegatis, in singulo elytro macula obliqua mediana et macula anteapicali nigro-olivaceis sat inconspicuis notatis. Infra aequaliter pubescens; tibiis tarsisque plus minusve rufis.

Long. 9 mm., elytr. $6\frac{1}{2}$, lat. 3.

Clothed with an olivaceous ashy grey pubescence; elytra particoloured with dark olive brown; prothorax and two markings on each elytron also dark olive brown. The first patch-like mark is oblique and placed in the middle; the second is more rounded, and stands in front of the apex. Pubescence of the scutellum olive buff. Head punctured only in the impression between the antennae. Prothorax with a few (three or four) punctures at each side, and with some faint spots of a paler pubescence. Punctuation of the elytra rather fine, irregular at the apex, and nearly regularly seriate in front; there are about six rows of punctures between suture and shoulder.

Hab. Gaboon.

Belodera Thoms., *Syst. Ceramb.*, 1864, p. 112 = *Stenosoma* Muls., 1839; *Stenosoma* Leach, *Crustacea*, 1815, has the priority of date.

325. *Sophronica punctata* sp. nov.

S. brunnea, sparsim cinereo-pubescentis, supra densissime fortiter punctata. Oculis magnis, genis brevissimis; tuberculis antenniferis deplanatis. Antennis corpore multo longioribus, infra sparsim longe ciliatis, articulo tertio et scapo et articulo quarto brevioris. Prothorace antice et postice subconstricto, lateribus medio parum rotundato, inermi. Scutello rotundato. Elytris elongatis, apicibus angulis externis subacuminatis; singulo elytro lineis tribus et sutura (basi excepta) elevatis. Tibiis carinatis, anticis et posticis arenatis, anticis extus serratis.

Long. $6\frac{1}{2}$ mm., elytr. 5, lat. $1\frac{1}{2}$.

Clothed with a sparse but rather long pubescence, which forms some very faint spots on the apical half of the elytra (about three on each elytron, and arranged in one row). Punctuation very dense, with the punctures somewhat confluent on the prothorax. The latter a little longer than broad, with the anterior and posterior constrictions broad and shallow; disc depressed, especially in front and behind. Suture, except the basal portion, and three lines on each elytron, rather feebly raised, and the lines interrupted here and there. Outer edges of the four posterior tibiae clothed with short bristles.

Hab. Kniln (A. Mocquerys, 1892).

326. *Sophronica pilosa* sp. nov.

S. nigro-brunnea, fere nigra, sparsim griseo-pubescent, pilis longis brunneo-nigris et griseis sat dense vestita. Capite fortiter punctato. Antennis scapo articulo tertio longiore. Prothorace fortissime parum confluentem punctato, longitudine latitudini aequali; lateribus rotundatis. Elytris apicibus singulis subrotundatis, fortiter seriatis punctatis, sutura et interstitiis 1—4° elevatis, antice et postice abbreviatis.

Long. 13 mm., elytr. 9, lat. 3½.

Brownish black, clothed with a sparse grey pubescence, which has a faint tint of buff, and covered with rather dense and long hairs, which are partly grey and partly brownish; nearly all the hairs of the antennae are blackish, those of the head and prothorax grey. Head strongly punctured, with the front convex and much broader than long. Antennae shorter than the body, with the scape a little longer than the third joint. Prothorax as long as broad, with the front margin feebly rounded and the basal one straight. Scutellum rounded. Elytra somewhat narrowed behind, with each apex strongly rounded externally, less so at the suture; punctuation coarse but not dense, and gradually becoming finer towards the apex, irregular at the sides, seriate near the suture; the interstices of the punctured rows, four on each elytron, and the suture elevated, except in front and behind.

Hab. Kniln (A. Mocquereys, 1892).

327. *Hippopsicon lacteolum* Thoms.

Sierra Leone, Kniln.

328. *Hippopsicon luteolum* Qued.

Gaboon.

Anauxesida sp. nov.

Oculis divisis, parte superiore minuta; antennis longissimis, infra, vel infra et supra, hirsutis, scapo elytrorum basim attingente, articulo tertio quarto aequali vel paulo longiore; elytrorum apicibus emarginatis, quadrispinosis.

Type: *Anauxesida cuneata* sp. nov.

Allied to *Hyllisia* Pasc., from which it differs chiefly in the antennae being fringed at least at the base, in the long antennal scape extending beyond the scutellum, and in the spined apices of the elytra. The two species of this genus remind one very much of *Anauxesis* Thoms. by their elongate shape as well as by the white colour of one of the apical joints of the antennae.

329. *Anauxesida cuneata* sp. nov.

A. piceo-nigra, irregulariter dense punctata, cinereo-pubescent, fasciis longitudinalibus sat inconspicuis glabris notata. Fronte parum convexa. Antennis corpore plusquam triplo longioribus, articulis primis infra ciliatis, tertio ad sextum basi extrema pallide piceis, nono plusquam dimidio apicali luteo, albo-piloso. Prothorace leviter biconstricto, lateribus levissime rotundatis, latitudine quarta parte longiore. Scutello rotundato. Elytris retrorsum gradatim angustatis, apicibus sinuatis, angulis fortiter spinosis; disco plano; basi juxta humeros impressa; lateribus deflexis. Femoribus tibiisque pro maxima parte piceis, tarsi nigro-brunneis.

Long. 10 mm., elytr. 7, lat. 2.

The very fine ashy grey pubescence confined to three longitudinal streaks on the prothorax, and to some inconspicuous longitudinal and more or less confluent bands on the elytra. The punctation rather strong and thick. Front of the head somewhat convex, with a fine smooth median line. Scape of antennae distinctly thickened towards the tip, a little longer than the third joint, and the latter a little longer than the fourth. The base of the elytra somewhat impressed behind the scutellum and close to the shoulders; each elytron with two feebly raised lines towards the sides. Legs more or less pitchy, with the tarsi of a darker colour. Tip of the tibiae clothed with a golden pile.

Hab. Niulu (A. Mocquereys, 1892).

330. *Anauxesida lineata* sp. nov.

f. nigra, cinereo-pubescentis. Capite fronte fere plano, sat minute punctulato. Antennis corpore duplo et dimidio longioribus, omnino hirsutis, scapo valde elongato, articulo tertio parum longiore, hoc quarto paulo longiore, nono (apice extremo excepto) albo et albo-hirsuto. Prothorace latitudine duplo longiore, antice et postice vix constricto, lateribus recto, grosse confluentem punctato. Scutello rotundato. Elytris retrorsum leviter attenuatis, sat dense, ad apicem sparsim punctatis, apicibus emarginatis, angulis fortiter spinosis.

Long. 13 mm., elytr. 9, lat. 2.

Black, clothed with a fine ashy grey pubescence, which is confined to three longitudinal and rather inconspicuous streaks on the vertex, prothorax, and each elytron. Scape of antennae feebly and gradually thickened towards the tip, half as long as the elytra. Punctation of the prothorax stronger than that of the head. Disc of the elytra flattened, with a slight longitudinal impression in front; suture also somewhat impressed behind the scutellum; punctation dense and rather strong, finer and sparser at the apex, with the punctures of the sides arranged in irregular rows. Prosternum transversely serially punctured. Hind femora reaching the apex of the second abdominal segment.

Hab. Niulu (A. Mocquereys, 1892).

331. *Hippopsis nematocera* Guér.

Sierra Leone.

332. *Psapharochrus eximius* sp. nov.

♀. *Ps.* brunneo-niger, antennis pedibusque rufescentibus, femorum parte incrassata nigra; infra olivaceo-griseo-, supra olivaceo-fulvo-pubescentis, supra griseo-variegatus. Fronte et verticis parte anteriore singulis punctis grossis instructis. Antennis articulis basi griseis, scapo ad basim et toto articulo tertio longitudinaliter sulcatis. Prothorace carina mediana acuta armata, disco utriusque nodositate sat magna instructo, in depressionibus dorsi grosse et parum dense punctato. Scutello apice leviter emarginato. Elytris dense grosse punctatis, apicibus angulis externis productis, suturalibus rotundatis; sutura nigro-guttulata: singulo elythro fascia transversa postmediana angusta valde obliqua nigro-brunnea ni suturam ni marginem externum attingente, notato et duobus carinis levibus discoidalibus instructo, carina interiore ad basim sat fortiter elevata et parum serrulata, exteriori autem mediana obsolete. Femoribus posticis ad basim carinatis.

Long. 15 mm., elytr. 11, lat. $6\frac{3}{4}$.

Head with large and deep scattered punctures, especially near the eyes on the front and vertex, and in the middle of the front; neck, cheeks, and antennal tubers impunctate; with a grey streak before each antennal tuber and with the space between the antennae also somewhat densely pubescent grey. Joints of the antennae smooth; tip of the basal, and base of all the joints grey; third joint and base of the scape with a longitudinal groove. Lateral teeth of the prothorax conical and almost pointed at the tip; the pubescence of the disc feebly particoloured with grey near the median carina. Scutellum grey along the median line, longer than broad, with the apex truncate and slightly sinuate. Elytra coarsely and densely punctured, the punctures becoming sparser behind near the suture, which is somewhat depressed, each puncture giving origin to a short, scale-like hair; of the two feeble carinae of each elytron, the interior one is strongly raised at the base, and bears granules: the second is entirely obsolete on the basal half of the elytron; in front of the apex there is the trace of a third and lateral raised line. Each elytron with a faint grey longitudinal and somewhat curved streak between the discal carinae in front of the middle, and with a second streak of the same colour before the first near the suture; these markings are not very conspicuous, as the remainder of the elytra is particoloured with grey; two other streaks, also rather inconspicuous, of a blackish brown colour: one running from the middle of the interior carina obliquely backwards to the side and not reaching the lateral margin, the second standing in front of the apex. Under surface uniformly pubescent olive grey. Tibiae with two slight olive tawny rings.

Hab. Kuiln (A. Mocquerys, 1892).

This is the second African species of the American genus *Psapharochrus*; the first species known from Africa was *Ph. gorilla* Thoms.

333. *Liopus mocquerysi* sp. nov.

(Pl. X., fig. 15.)

♂ ♀. *L. brunneo-piceus*; antennarum articolorum femorumque basi et tibiarum medio luteis; fulvo-cinereo-pubescentis, nigro-brunneo-maculatus. Prothorax dente laterali versus posteriorem directo armatus; elytra minute et irregulariter punctata, singulo disco lineis tribus vix elevatis instructa, post medium fascia transversa angusta in disco curvata nigra notata. ♀ Abdominis segmentum ultimum tubiforme.

♂. Long. 9 mm., elytr. $6\frac{1}{2}$, lat. $3\frac{1}{4}$.

Pitchy brown, with the mouth, base of antennal joints and femora, and the middle of the tibiae of a buff colour; clothed with a fine and somewhat silky-grey pubescence, which is tinged with tawny. Prothorax and elytra minutely spotted with black, the elytra, too, bearing a narrow transverse postmedian streak, which is curved on each disc. Head and prothorax without distinct punctation, except the basal constriction, which bears some transversely arranged larger punctures. Scape of antennae reaching the base of the prothorax, entirely rufous; tip of the remaining joints blackish. Scutellum somewhat varying in shape, the apex being sometimes emarginate, sometimes nearly rounded. Elytra rather finely and irregularly punctulated, each with traces of three raised lines.

Hab. Kuilu (A. Mocquerys, 1892) and Lounda.

334. *Liopus africanus* sp. nov.

(Pl. X., fig. 16.)

♂ ♀. *L. nigro-brunneus*; elytris piceis; antennarum articulorum (scapo excepto) femorumque basi et tibiarum medio luteis; pube grisea parum flavescente vestitus, albo-variegatus. Scapo nigro-brunneo, elytrorum basim attingente. Prothorace disco punctulato, constrictione basali punctis profundis instructo, dente laterali versus posticum directo armato. Elytro singulo bicarinato; carina interna brevi, in basis medio fortius elevata; irregulariter punctato, post basim depresso, hac depressione utrisque elytris communi albo-pubescente; post hanc plagam albescentem fascia obliqua nigrescente et in apice macula nigra antice pube alba cincta, notato. ♀. Segmentum abdominale ultimum tubiforme.

Long. 11 mm., elytr. 8, lat. $4\frac{1}{2}$.

Dark brown, with the middle of the under surface almost black. Antennae black, the extreme base of the joints of a buff colour, except the scape, which is entirely brownish black. Lateral teeth of the prothorax varying in size. Scutellum longer than broad, with the sides nearly straight and with the apex either emarginate, or truncate, or slightly rounded. Elytra with a large and very shallow impression in front of the middle, common to both, and rather thinly covered with a white pubescence, this white patch bordered behind with a transverse and somewhat oblique blackish band; apex of each elytron with a black spot, not quite reaching the suture, and spotted with white before this macula. Each elytron bearing two distinct keels, both of them stopping beyond the middle, the interior one more raised in front of the depression; punctuation irregular, and sparse at the apex.

Hab. Knin (A. Mocquerys, 1892) and Louanda.

335. *Exocentrus nonymoides* sp. nov.

♂. *E. nigro-piceus*, brunneo-pubescentis; antennarum articulis basi griseis; prothorace post dentem lateralem versus posticum directum sinuato; elytris seriatim, ad suturam irregulariter, punctatis, punctis antice parum grossis, apicibus fere laevibus, interstitiis griseo-maculatis; singulo elytro octo seriebus pilorum erectorum setaceorum vestito.

Long. $7\frac{1}{2}$ mm., elytr. 5, lat. $2\frac{1}{2}$.

Dark pitchy black, clothed with a fine dark brown pubescence intermixed with grey. Base of the antennal joints grey. Head and prothorax extremely finely and densely punctulated; the lateral teeth of the prothorax long and sharp, directed backwards. Scutellum triangular and rounded at the tip. Elytra spotted with grey, with rather regular rows of punctures, except quite near the suture, where the punctures is irregular; the punctures rather coarse at the base, and becoming finer behind; the apex itself almost impunctate; each elytron has eight rows of long setulose hairs. Middle of the tibiae grey, their tip and the upper surface of the tarsi black.

Hab. Knin (A. Mocquerys, 1892).

Recalls the genus *Nonyma* Pasc., but is a true *Exocentrus*.

336. *Exocentrus grisescens* sp. nov.

♀. *E. nigro-piceus*, cinereo-pubescentis, pube parum fulvescente, albo-griseo-variegatus; antennarum articulis basi griseis; prothorace post dentem lateralem

versus posticum directum sinuato; elytris subconvexis, 8 seriis pilorum longorum setaceorum vestitis, inter has series subtiliter punctulatis; tibiis rufis.

Long. 7 mm., elytr. $5\frac{1}{4}$, lat. $2\frac{3}{8}$.

Differs from the preceding species chiefly in the shorter and more convex elytra, with a very fine and quite irregular punctuation.

Hab. Kulu (A. Mocquers, 1892).

337. **Exocentrus brevis** sp. nov.

♂. *E. brevis*, nigro-brunneus, griseo-variegatus; ore. antennarum articulorum (scapo incluso) basi, femorum et tiliarum basi extrema rufis; capite prothorace densissime granulatis; elytris grosse seriatim punctatis, apice laevibus, 8 seriis pilorum setaceorum longorum vestitis.

Long. 5 mm., elytr. 4, lat. 2.

Pubescence sparse, somewhat tinged with olivaceous; elytra irregularly spotted with grey. Sides of the prothorax slightly angulated in front of the tooth, with the latter rather suddenly directed backwards. Scutellum grey. Elytra densely and coarsely punctured, with the apex almost impunctate: the punctures somewhat umbilicate, and arranged in not quite regular rows; suture and middle of the disc very faintly depressed, sides rather suddenly vertical.

Hab. Kulu (A. Mocquers, 1892).

This form may be easily distinguished from the other African species of this genus by the granular head and prothorax, and by the peculiar outline of the latter.

338. **Exocentrus subfasciatus** sp. nov.

E. brunneus, sparsim griseo-pubescent; ore. genis, antennarum articulorum, femorum tiliarumque basi luteis; capite prothoraceque impunctatis; elytris minute punctulatis, post medium fascia elytris communi littera M simili notatis, subconvexis, pilis erectis setaceis nigris in 8 seriis dispositis vestitis.

Long. 5 mm., elytr. $4\frac{1}{4}$, lat. 2.

Brown; with the mouth, base of all antennal joints, and of femora and tibiae of a buff colour; with the cheeks, margins of the prothorax, and tip of the prothoracic teeth rufous. Pubescence rather sparse. Base of the antennal joints grey. Lateral teeth of the prothorax very sharp, and directed to the shoulder angles of the elytra. Scutellum pitchy and somewhat triangular. Elytra with a transverse blackish zigzag streak, extending from one outer margin to the other and similar in shape to the letter M. Each elytron bears eight rows of erect setulose hairs; the interstices between the hairs of the same row clothed with a very faintly erect grey pubescence. Tip of the tibiae and tarsi black.

Hab. Kulu (A. Mocquers, 1892).

The single specimen of the collection seems to be a *female*; the antennae are imperfect, and the abdomen is covered with gum, so that I cannot make out the sex.

339. (?) **Exocentrus antennalis** sp. nov.

♂. *E. ater*; antennis articulis 2^o ad 4^{um} pro maxima parte, caeteris apicibus extremis tarsisque rufis, scapo subnigro, elytrorum basim attingente. Prothorace lateribus sat recto, dente antebasali triangulare lato, brevi, apice acuto, armato; constrictione basali punctis profundis transverse dispositis instructa. Elytris nonnullis fasciis transversis et maculis inconspicuis griseis; femoribus parum clavatis.

Long. 4 mm., elytr. 3, lat. $1\frac{1}{2}$.

A very peculiar species as regards the long and thin antennae, not fringed underneath with hairs, and of three times the length of the body; the antennal scape much thicker than the remaining joints, and extending to the base of the elytra. Black, clothed with a fine black pubescence, and particoloured with grey on the elytra, the grey hairs confined to some faint transverse streaks and spots. Antennae tawny, with the second to fourth joints and the base of the remaining ones of a rufous colour. Prothorax only a little shorter than broad, the sides rounded in front, straight in the middle, with the lateral tooth placed immediately before the basal constriction. Punctuation of the upper surface very inconspicuous, even on the elytra, except the basal groove of the prothorax, which bears deeply impressed punctures. Tarsi rufous.

Hab. Knilu (A. Mocquerys, 1892).

This species does not fit in the genus *Exocentrus* Muls., and may be the type of a new genus allied to *Aculolepta* Pasc.: but as I have only a single specimen before me, I provisionally refer the species to *Exocentrus* Muls.

340. *Glenea gahani* sp. nov.

(Pl. X., fig. 17.)

♀. *Gl. nigra*: fronte, genis, fascisque duabus in verticis medio sitis griseis, macula frontali mediana rotunda nigra. Antennis nigris. Prothorace capitis colore, maculis quatuor nigris notato, duabus discoidalibus approximatis et una in utriusque lateris medio. Scutello semicirculari, griseo. Elytris postice bicarinatis, apicibus truncatis, angulis internis breviter sed acute, externis longe dentatis; griseis, area apicali densius pubescente: singulo elythro duabus maculis ant-apicalibus nigris notato, una sat inconspicua parva ante aream apicalem, secunda transversa multo majore marginem exteriorem attingente in illa area, sitis. Corpore infra lateribus pube griseo-flavescente vestita.

Long. 12 mm., elytr. $8\frac{1}{2}$, lat. $3\frac{1}{2}$.

Front of the head, cheeks, two longitudinal streaks in the middle of the vertex confluent between the upper lobes of the eyes, the prothorax, scutellum, and the apical quarter of the elytra densely covered with an ashy grey pubescence which is slightly tinged with buff. Front of the head with a black spot in the middle. Punctuation of the head sparse and coarse. Antennae of the length of the body (♀). Prothorax a little shorter than broad, broadest in front, and feebly narrowed towards the base: with four black spots, one placed at each side, of a rounded shape, and two in the centre of the disc, rounded anteriorly and pointed behind. Elytra pubescent grey, with the pubescence a little denser at the suture behind the scutellum; rather sparsely punctured, especially towards the sides, with the punctures arranged in irregular rows, especially at the base: the interstices much larger than the punctures: each elytron with two lateral keels posteriorly, and with two black spots, one immediately in front of the apical grey region, small and rather feebly marked, the second in the midst of the same region, of a transverse shape, extending to the outer margin and also nearly to the suture. Each apex truncate, produced into two pointed spines, the exterior of which is prolonged.

Sides of the meso- and metasternum (except a black longitudinal streak) and sides and apical margins of the abdominal segments covered with a grey pubescence like head and prothorax. Pubescence of the legs sparse.

Hab. Knilu (A. Mocquerys, 1892). Two females only.

The pubescence of the vertex has a tawny tint in one specimen. I have much pleasure in naming this species in honour of Mr. Charles J. Gahan for aid derived from his contributions to our knowledge of this pretty genus.

341. *Glenea lunulata* sp. nov.

♀. *G. nigra*, infra medio pedibusque rufis, elytris ad scutellum inconspicue brunnescentibus. Capite macula in genis sita, fascia frontali in utroque latere, vitta oblique utrinque in vertice, prothorace utrinque fasciis duabus longitudinalibus, elytrisque signaturis et sutura albis. Singulo elythro signaturis quatuor notato, prima in medio basis sita lineare longitudinali, secunda prope humerum lineare, prima multo brevior, tertia mediana transversa, suturam non attingente, fere semilunare, quarta sublaterali antepicali parum rotundata; antice uni-, postice lateraliter bicarinato, disco ad carinam longitudinaliter profunde impresso; apice bispinoso, spinis acutis.

Long. 12 mm., elytr. $8\frac{1}{2}$, lat. $3\frac{1}{2}$.

Black, with bands and spots of a white pubescence. Head with scattered punctures, somewhat crowded here and there; with a white band at each side of the front, a spot on the cheeks, and an oblique streak at each side of the vertex, anteriorly bordering the upper lobes of the eyes. Scape of antennae with a fine punctation and with some large punctures. Prothorax as long as broad, constricted before the base, and slightly rounded at the sides; with two longitudinal and lateral streaks, one immediately above the coxal cavities and the other almost on a level with the shoulders. Scutellum rounded, and clothed with a white pubescence at the posterior margin. Elytra somewhat brownish on the base close to the scutellum; the white pubescence of the suture rather sparse posteriorly; each elytron bearing four markings, two of which are longitudinal and of a linear shape; the first a little longer than a quarter the length of the elytra, placed in the middle of the base and beginning at the extreme basal margin; the second at the inside of the shoulder, shorter than the first; the third transverse, standing in the middle, touching the carina but not the suture, somewhat rounded in front and sinuate behind; and the fourth also touching the carina, placed in the apex, and of a somewhat rounded form. The tip of each elytron truncate, with both angles sharply spined, and with the outer spine prolonged. Under surface rufous; sides and the whole last segment of the abdomen black or nearly so, the former clothed with a white pubescence. Legs rufous and sparsely pubescent, with the claw joints of a pitchy colour.

Hab. Kuhl (A. Mocquers, 1892).

Similar in style of marking to *G. puella* (Chevr.), but different in colour of the legs and in the number of the spots of the elytra.

342. *Glenea puella* (Chevr.).

Cameroons. One specimen only, which agrees with Chevrolat's type.

343. *Glenea puella* ab. *assimilis* ab. nov.

A good number of specimens from Kuhl differ constantly from *G. puella* (Chevr.) in the following characters. The size is somewhat larger; the front of the head has a longitudinal band at each side instead of being entirely greyish white pubescent; the middle streak of the prothorax is much narrower and in some speci-

mens almost absent, and the scutellum is pubescent white only at the tip. Since I have seen only two specimens of *G. puella* (Chevr.), I am doubtful whether to separate the form from Knihu as a distinct species or as an aberration.

Hab. Knihu (A. Mocquereys, 1892).

344. *Glenea ossifera* sp. nov.

(Pl. X., fig. 18.)

♀. *G. nigra*, fasciis et maculis albis ornata. Capite ad utraque latera fascia longitudinali a frontis margine antico usque ad prothoracem continuata, non interrupta, praeterea macula in genis sita, notata. Prothorace septem vittis albis ornato, una in utrisque lateris medio sita obsoleta. Scutello apice albo. Elytris sutura et margine apicali et (in singulo elytro) signaturis quatuor albis minute flavescentibus: vitta longitudinali basali mediana ad apicem dilatata, sat ossiformi, linea angusta longitudinali ad basim prope humerum incipiente usque multo trans medium descendente, macula post mediana rotunda prope suturam sita, cum sutura non conflente, linea anteapicali transversa, obliqua, brevi.

Long. 15 mm., elytr. 10, lat. 5.

Derm entirely black, clothed with a white pubescence of a feeble buff tint, confined to lines and spots on the upper surface. Head with a spot on the cheeks and with one longitudinal streak at each side of the front, continued to the posterior part of the vertex, the two streaks approximate on the vertex and not interrupted on the antennal tubers; neck with a very narrow streak behind each eye. Antennae shorter than the body. Prothorax with a narrow median streak, a band at each side of the disc, rather broad and somewhat dilated at the basal margin, with another broad band above the coxal cavities and a slightly marked streak in the middle of the sides. Suture—especially immediately before the middle—and apical margin of the elytra white pubescent: each elytron bearing four markings, one linear and longitudinal, of about a quarter the length of the elytra, placed in the middle of the base and somewhat dilated at the tip; a second line, much narrower than the first, running from the base near the shoulder to about the beginning of the apical quarter; a third linear but transverse and oblique marking standing in the middle of the apical fifth; and lastly a rounded spot beyond the middle near the suture. The truncate tip of the elytra with short and sharp sutural spines and with much longer outer ones. Punctuation of the elytra regular at the sides, with one punctured row in the white lateral line. Sides of the under surface white: each abdominal segment bearing a black lateral spot, which is deeply sinuate in front of the last segment. The latter truncate, with the angles produced into a short tooth.

Hab. Loanda.

Allied to *G. arcuata* (Chevr.) as well as to *G. puella* (Chevr.), but is easily distinguished from both of them by the pattern of the elytra.

345. *Glenea atra* sp. nov.

♂. *G. atra*, fasciis et maculis albis ornata. Capite fasciis duabus inter antennis interruptis et macula in genis sita notata. Prothorace vittis quinque, praeterea in utrisque lateris medio macula (vel fascia?) obsoleta notata. Scutello albo. Elytris maculis 12 (in singulo elytro 6) signatis, nempe: prima lineare basali mediana longitudinali, elytrorum tertia parte fere longiore, tribus maculis parvis prope carinam in impressione longitudinali profundi discoidali sitis, quinta postmediana

juxta suturam, rotundata, sexta postrema antepicali, minuta, transversa; sutura alba; singulo apice oblique emarginato, intus acuminato, extus spinoso. Abdominis segmento ultimo apice emarginato, angulis rotundatis. Antennis (δ) corpore longioribus, articulo octavo elytrorum apicem attingentibus.

Long. 15 mm., elytr. 10, lat. 5.

This form differs from the preceding species in having the vittae of the head interrupted at the antennal tubers, in the scutellum being entirely covered with a white pubescence, in the basal linear marking of the elytra being longer and narrower, and in the sides of the disc of the elytra bearing three small spots instead of a long thin line. The usual longitudinal impression beside the carina of the elytra is very deep in this species, and the apices are obliquely emarginate. The last abdominal segment without spines at the apex.

Hab. Cameroons. Two males.

In general appearance this species is so closely allied to the preceding, that I have some doubt if the above-given differences are of specific or sexual character, and it is possible that *G. atra* may turn out to be the male of *G. ossifera*.

346. *Glenea giraffa* (Dalm.).

Gold Coast.

347. *Glenea mephisto* Thoms.

Kuulu. The two basal streaks of each elytron vary in length, and are sometimes confluent, or almost so, with the median spots.

348. *Glenea occidentalis* sp. nov.

δ ♀. *G. nigra*. Capite interdum picescente; genis, frontis lateribus, verticis quatuor vittis luteo-cinereis vel cinereis. Antennis nigris, corpore (δ , ♀) parum longioribus. Prothorace lateribus luteo-cinereo, duabus lineis nigris notato; disco antice linea mediana inconspicua laterum colore. Scutello apice luteo-cinereo. Elytris rufis sparsim luteo-cinereo-pubescentibus, ad basim striato-punctatis, apice subtruncatis, intus acute dentatis, extus longe spinosis; singulo elytro macula mediana magna transversa parum obliqua, suturam non attingente, notato, area apicali elytri tertia parte occupante maculam subrotundam cinereo-fulvam vel cineream includeute, nigris, hac area cum macula mediana sub carinam lateralem conjuncta. Infra rufa, lateraliter luteo-cinereo- vel cinereo-pubescentibus; sternis lateribus, abdomine toto segmento ultimo, caeteris segmentis macula laterali nigris vel nigricantibus. Pedibus totis rufis.

Long. δ 11 mm., elytr. 8, lat. 3 $\frac{3}{4}$.

„ ♀ 15 „ „ 11, „ 4 $\frac{1}{2}$.

The black or brownish median band on the front of the head bears a grey pubescence on the middle line, especially behind. Scutellum of a black or brown colour, clothed at the apex with a more or less sparse buff pile. The median black mark of the elytra is very large, and occupies about a quarter of the length of the elytra; the mark is slightly oblique, and does not quite extend to the suture; the apical black region includes a more or less rounded spot coloured like the base of the elytra and placed close to the apical margin. Sides of the elytra underneath the carina are either black from before the middle to the apex, or entirely brown.

Hab. Kuulu (A. Mocquerys, 1892), Lounda, Cameroons, Old Calabar, and Liberia.

This species closely resembles *G. quinquelineata* (Chevr.), but is usually smaller, with the sides of the prothorax bearing two black lines instead of one, with the rufous space between the two black regions of the elytra much smaller, the outer spine of the apex much longer, and the punctuation of the elytra much finer. Moreover, the prothorax has only a trace of a grey median line: the anterior and posterior margins of the median black mark of the elytra are more or less parallel, standing somewhat obliquely to the suture, and the apical spot is more or less rounded and situated close to the apical margin of the elytra.

349. *Glenea quinquelineata* (Chevr.).

Cameroons Mts. and Old Calabar.

350. *Glenea gabonica* (Thoms.).

Sierra Leone.

351. *Glenea cana* sp. nov.

♂ ♀. *G. nigra*. Capite in genis macula sat magna, vittis duabus in vertice approximatis, griseis notato. Prothorace vittis quinque griseis ornato, una media, una utrinque dorso-laterali, una utrinque supracoxali. Elytris rufo-testaceis, sparsim griseo-pubescentibus; fascia lata antemediana in sutura leviter interrupta, elytrorum quintam partem occupante, et quarta parte apicali nigris, hac regione antice in sutura sinuata maculam albo-griseam includente; sutura inter medianae fasciae partes, et disco ad hujus fasciae marginem posticum densius griseo-albo-pubescentibus.

Long. 13 mm., elytr. 9, lat. 4.

Antennae reaching beyond the tip of the elytra in the *male*, and not quite so long as the body in the *female*. Head with a large white spot on the cheeks, and with two white streaks on the front, which are continuous above with two white lines on the middle of the vertex. Prothorax rather coarsely punctured, with three white streaks on the disc and one band at each side immediately above the coxal cavities. Scutellum black. Elytra rufous, with a distinct tint of brick red, clothed with a fine whitish grey pubescence, which is denser at the suture, especially between the two parts of the antemedian black area, and at the hind margin of the latter; the punctuation coarse, but rather sparse, the punctures arranged in rows at the base—six rows between suture and shoulder. Tip of each elytron obliquely emarginate, with the sutural angle produced into a broad and pointed tooth, and with the external one spined. Sides of the under surface greyish white; metasternum with a black lateral streak; four basal segments of the abdomen with a black basal mark at each side; the remainder of the under surface clothed with a rather sparse whitish grey pubescence. Legs black, with the trochanters and knees somewhat rufous.

Hab. Cameroons.

Differs from *G. quinquelineata* (Chevr.) in the black colour of the legs, the shape of the median black region of the elytra, and in the form of the apical greyish spot; the pubescence of the elytra is also different, and the punctuation of the base of the elytra is much more regular.

352. *Glenea fasciata* (Fabr.).

Gold Coast.

353. *Glenea* (?) *sylvia* Thoms.

I refer with doubt to this species some specimens from the Gold Coast, as they are in a rather bad condition.

354. *Nupserha vittata* sp. nov.

♂ ♀. *N. nigra*. Capite ochraceo, macula magna frontali, vittis duobus occipitalibus, macula postoculare ante prothoracem sita nigris notato; frontis lateribus et macula in genis sita albis. Antennis nigris, articulis quarto ad septimum griseo-sericeis, scapo elongato, articulis primo ad tertium infra longe pilosis. Prothorace ochraceo, latitudine parum longiore, disco duabus lineis, lateribus fascia lata nigris notato. Scutello ochraceo, utrinque linea nigra notato. Elytris ochraceis; parte apicali (parum minus quam dimidio) nigra; apicibus truncatis vel emarginatis, angulis externis longe spinosis, internis plus minusve acuminatis; fortiter seriatim punctatis, apice extremo fere impunctato; singulo elytro tricarinato, spatio inter carinas primam et secundam post medium elevato. Corpore infra pedibusque nigris, prosterno, mesosterni medio femoribusque quatuor anticis infra sordide luteis vel ochraceis.

Long. $10\frac{1}{2}$ mm., elytr. $7\frac{1}{2}$, lat. 3.

Mouth blackish brown, with the palpi of a paler colour. Base of the mandibles, epistome, sides of the front, cheeks, a streak above the four anterior coxae, and the apical margins of the abdominal segments clothed with a white pubescence. The black streak behind the upper lobe of each eye runs along the sides of the middle line of the prothorax to the scutellum, and borders the latter. Elytra somewhat more narrowed behind in the ♂, than in the ♀; their tip slightly emarginate or almost straightly truncate, with the outer angles strongly spined in all the specimens, and with the sutural angles nearly rectangular or produced into a short spine. Coxae and trochanters pitchy black, or nearly of a buff colour. Fifth abdominal segment of the *male* somewhat elongate, flattened in the middle of the apical part, and truncate, with the angles rounded; the sixth (dorsal) segment feebly emarginate. The fifth segment of the *female* canaliculate; its apical margin rounded, with the middle somewhat straight. Antennae of the ♂ extending beyond the tip of the elytra, whilst those of the ♀ only reach the tip.

Hab. Ogowe, Kuhl (A. Mocquerys, 1892).

This species reminds one of *Synnupserha*, by having the basal joints of the antennae thickened and fringed underneath with long hairs.

355. *Nupserha antennalis* sp. nov.

♂ ♀. *N. ochraceo-lutea*. Capite fortiter punctato. Antennis nigris, articulis 8—11 luteo-albis, ultimo apice nigro. Prothorace convexo, medio fere carinato, lateraliter gibboso, fortiter punctato. Scutello apice rotundato. Elytris nigris, inter suturam et costam mediani lutescentibus et griseo-pubescentibus; basi extrema lutea; apicibus oblique submarginatis, fortiter quadridentatis; fortiter seriatim punctatis, summo apice laevibus. Metasterni parte postica vel lateribus nigris. Abdomine segmento quinto leviter late emarginato (♂) vel submarginato (♀), sexto (♂, parte dorsali) parvo emarginato. Tibiis tarsisque nigro-piceis vel fere nigris.

Long. ♂ 10 mm., elytr. $7\frac{1}{2}$, lat. 2.

 " ♀ 17 " " 12, " 4.

Ochreous buff, with the under surface more buff, clothed with a rather long pile. Head concave between the antennae, coarsely punctured, with the punctures denser on the front than on the vertex. Antennae extending beyond the apex of the elytra in both sexes—reaching the apex with the ninth joint in the *male*, with the tenth in the *female*—black, sometimes a little pitchy; eighth to eleventh joints very pale buff, almost white, with the tip of the eleventh black again. Prothorax a little broader than long, coarsely and densely punctured; middle of the disc raised and somewhat keeled, and its sides somewhat swollen at the base. Scutellum almost triangular, with the apex rounded. Each elytron with two keels, one lateral and one discal; in large specimens there is a third but very feeble keel between the discal one and the suture. Elytra narrowed behind, black, with the extreme base of a buff colour, and with the impressed part—between suture and discal carina—more pitchy, and clothed with a grey pubescence; the punctuation is strong at the base, finer towards the apex, and quite absent at the extreme tip. Metasternum black or blackish, with the front part luteous, or of a buff colour, with the sides blackish behind. Abdomen slightly pitchy at the sides of the second and third segment in one specimen; apex of the fifth segment feebly and broadly emarginate in the ♂, almost truncate in the ♀; apex of the sixth segment slightly emarginate again. Apical half of the four anterior tibiae, the whole of the hind tibiae, and all tarsi black or pitchy black.

Hab. Kailu (A. Mocquereys, 1892).

356. *Nupserha capitata* sp. nov.

Differt a *N. antennalis* sp. nov.: capite nigro, fortius punctato, elytrorum carina laterali fortius elevata.

Long. 11 mm., elytr. 8, lat. 2½.

This form differs from *N. antennalis* sp. nov. only in the above-mentioned characters, and is otherwise so closely allied to this species that I have some doubt whether it is a distinct species or only a variety.

Hab. Kailu (A. Mocquereys, 1892).

357. *Nupserha bidentata* (Fabr.).

Cameroons.

358. *Nupserha basalis* Erichs.

Benguela.

359. *Nupserha deusta* (Dalm.).

Sierra Leone.

360. *Nupserha* (?) *bidentula* (Dalm.).

Some specimens from Cameroons and Ogowe (♂♂ ♀♀), with a black spot in the middle of the vertex, seem to me to belong to this species.

361. *Nupserha punctata* sp. nov.

♂. *N. luteo-ochracea*. Capite fortiter punctato, maculis quatuor nigris, una postice in medio frontis, secunda postice in vertice, una obsoleta utrinque pone oculos sitis, notato. Antennis elytrorum apicem paucè superantibus, nigris, parum picescentibus, articulis 4—7 plus minusve sordide luteis. Prothorace grosse sed parum sparsius quam capite punctato, dorso utrinque macula rotunda, lateribus

supra coarum cavitates macula majore basali nigris notato. Scutello apice subrotundato. Elytris singulis carinis tribus instructis, carina interna levior, apice fortiter bidentatis, plus quam tertia parte apicali nigris. Pro- et mesosterno luteis, hoc lateraliter nigro; metasterno nigro, macula triangulare magna laterali lutea notato; abdomine nigro, segmentis tertio et quarto apicibus pallide fulvis, quinto ad apicem impresso, submarginato, sexto etiam submarginato, angulis rotundo. Femoribus luteis, intermediis parte apicali superiore, posticis dimidio apicali nigris; tibiis anticis luteis, parte apicali antice piceis, intermediis piceo-nigris basi pallidioribus, posticis totis nigris; tarsis brunneo-nigris, apicibus nigro-brunneis.

Long. 8 mm., elytr. $5\frac{3}{4}$, lat. 2.

The black spot on the front of the head stands farther behind than in *N. bidentata* (Dalm.), as it is placed just on a level with the anterior margin of the upper lobes of the eyes. The scape of the antennae is short and slightly piriform; the fourth joint, except the base, and the fifth, except the apex, are of a buff colour; the sixth and seventh are more brownish buff, whilst the following joints are pitchy black. The punctuation of the elytra is strong, even at the apex.

Hab. Stanley Pool (Congo).

362. *Paroberea obscuritarsis* (Chevr.).

Old Calabar. This species belongs to *Paroberea* Kolbe, the males of which bear two short spines on the metasternum, close to the impressed middle line. These spines are not mentioned by Kolbe, but I find them in this and the following species.

363. *Paroberea fuscipes* Kolbe.

Two specimens from Sierra Leone agree with a pair from Bismarckburg (from the Berlin Museum); but the punctuation of the front of the head is much sparser; that of the elytra is irregular at the suture and sides; the legs are darker, and entirely black in the *female*.

364. *Paroberea similis* sp. nov.

♂ ♀. Differt a *P. fuscipes* Kolbe: prothorace parum longiore, elytris quarta parte apicali nigris, regulariter seriatim punctatis.

Long. $15\frac{1}{2}$ mm., elytr. $11\frac{1}{2}$, lat. $3\frac{1}{4}$.

Head and prothorax somewhat more rufous than the elytra. The prothorax is a little longer than in *P. fuscipes* Kolbe. The punctuation of the elytra is regular, even near the scutellum and the outer margins, and becomes slightly irregular at the beginning of the black apical region. The latter occupies a quarter the length of the elytra.

Hab. Niulu (A. Mocquerey, 1892). Many specimens, which all have the above-given characters.

365. *Synnupserha frontalis* sp. nov.

♀. *S. ochracea*. Labro et clypeo nigro-brunneis. Capite nigro; fronte, genis, macula utrinque pone oculos, verticis vitta mediana ochraceis; fronte puncto nigro mediano notata. Antennis nigris, articulis quarto et quinto (apice excepto) ochraceis. Prothorace lateribus pauce rotundato, dorso utrinque punctis duobus nigris, uno ad marginem anticium, secundo et basin sito, et lateribus fascia lata supracoxali nigra, notato. Scutello apice nigro. Elytris apicibus oblique truncatis, angulis acute

dentatis, tertia parte apicali nigris; singulo elytro bicarinato, grosse, ad apicem minutius, punctato. Prosterno, mesosterni parte intercoxali, femoribusque anticis infra brunneo-ochraceis. Coxis anticis picco-nigris, quatuor posticis brunneo-picceis. Abdomine segmento quinto truncate, ad marginem apicalem impresso, sexto (parte dorsali) parvo, submarginato.

Long. 11 mm., elytr. 8, lat. $2\frac{1}{2}$.

Head densely and coarsely punctured. Antennae extending to the tip of the elytra, with the whole fourth joint and the basal half of the fifth ochreous buff. Prothorax as long as broad, slightly biconstricted; lateral region between the anterior and basal black spots covered with golden silky pubescence like the ochreous parts of the head. Each elytron with two strong lateral keels, and with a fine raised line near the suture. Underside of the head, the prosternum, intercoxal part of the mesosternum, four anterior coxae and all trochanters, and the under surface of the four anterior femora of a more or less ochreous brown or pitchy brown colour; the remainder of the under surface and legs black.

Hab. Knilu (A. Mocquerys, 1892).

I refer to this species, with some doubt, two smaller *male* specimens—one from Camerouns and the other from "Guinée." The frontal part of the head of these examples is elongate, the base of the fourth to sixth antennal joints pale ochreous. The two black spots at each side of the prothorax are connected by a slight blackish brown streak, the legs and abdomen are more pitchy, and the abdomen is narrowed towards the apex, with the sixth segment very short and somewhat rounded at the tip.

366. *Synnupserha cylindrica* sp. nov.

S. supra ochracea. Capite fronte, parte postoculare, verticis vitta lata mediana, nigro. Antennis nigris, brevibus, articulis scapo excepto compressis, infra pilosis. Prothorace latitudine brevior; fascia mediana dorsali et lateribus totis supra coxas nigris. Scutello nigro. Elytris quinta parte apicali nigris, convexis, subcylindricis, apicibus valde oblique truncatis, angulis dentatis, irregulariter grosse punctatis; singulo tricarinato. Corpore infra nigro; prosterno et medio mesosterni luteis; pedibus nigris, femoribus quatuor anticis infra sordide luteis; abdomine segmento quinto canaliculato, apice emarginato.

Long. 12 mm., elytr. 9, lat. 3.

Head black; its underside, a narrow line at each side of the front, bordering the inner margin of the eyes, and the vertex—except a broad black median streak—of an ochreous colour. Mouth black, with the palpi luteous at the base and pitchy at the apex. Pubescence silky buff behind the eyes; punctuation coarse and thick, vertex with very large shallow punctures between the eyes. Antennae black, extending only a little beyond the middle of the elytra, with the joints thick and, especially the third to sixth, compressed. Basal joints somewhat villose, and fringed underneath with long hairs. Prothorax a fourth broader than long, sparingly punctured, and clothed with a golden silky pile at the sides of the disc; a median streak and a broad lateral band, touching the coxal cavities, black, the rest ochreous. Scutellum quadrangular, black. Elytra convex, a very little dilated behind, with the sides rounded near the apex; the tip of each elytron very obliquely truncate, with both angles shortly spined; the punctuation irregular, strong, and thick; each elytron with three discal carinae, with the four interstices, between these carinae and the raised suture and outer

margin, almost equal in breadth. Under surface black, with the middle of the pro- and mesosternum, all trochanters and the underside of the four anterior femora more or less buff coloured, with the coxae piteby. Fifth abdominal segment with a fine longitudinal groove, and with the apical edge emarginate. Hind femora reaching the apical margin of the second abdominal segment.

Hab. Sierra Leone.

367. *Nitocris dux* sp. nov.

♂ ♀. *N. atra*. Capite ochraceo, in fronte et prope oculorum partes superiores fortiter et sat dense punctato. Prothorace antice ochraceo, punctis grossis instructo. Scutello albescente-sericeo. Elytris angustis, medio valde attenuatis, postice parum dilatatis, apicibus rotundatis, haud emarginatis, fortiter dense punctatis, leviter unicarinatis. Abdomine segmentis primo toto, secundo medio argenteo-albo-sericeis, quarto et quinto (et ♂ sexto) leviter albo-sericeis. Prosterno, coxis et femoribus quatuor anticis ochraceis, femoribus posticis medium (♂) vel (♀) fere apicem segmenti secundi abdominalis attingentibus.

♂. Segmento quinto abdominali elongato, ad apicem impresso, margine apicali medio sat profunde sinuato; sexti parte dorsali elongata, apice rotundata, partem ventralem amplectente.

♀. Segmento quinto abdominali apice medio in processum setigerum producto.

Long. $22\frac{1}{2}$ (abd. excepto) mm., elytr. 17, lat. $4\frac{1}{2}$.

Black, shining, with a very slight tint of olive green on the base of the elytra. Four or seven basal joints of the antennae black or nearly black, the remaining joints tawny, tip of the last joint blackish. Anterior part of the pronotum—about a third the length—its sides for the most part, and the whole prosternum, of an ochreous colour. Elytra reaching the base of the fifth abdominal segment, strongly and densely punctured, with the punctures finer and sparser at the apex; the discal impression deep, but the keel beside it distinct only anteriorly. Femora and coxae of the four anterior legs ochreous, their tibiae brownish black, and their tarsi blackish brown, with the third and fourth joints almost tawny; hind legs black, the tip of their tarsi somewhat tawny. First segment of the abdomen silky white, second segment with a silky white pubescence in the middle, and with a small tawny spot at each side; third entirely black or slightly silky white like the remainder.

♂. Fifth abdominal segment elongate, with a longitudinal impression, which is broader near the apex and does not extend to the basal margin; its apex narrowly, but rather deeply, sinuate; dorsal part of the sixth segment also elongate, excavated underneath and concealing the ventral part.

♀. Fifth segment somewhat conical, produced at the apex into a tooth-like process, bearing many short bristles; the whole apex usually villose, with long hairs.

Hab. Kailu (A. Mocquereys, 1892).

May be easily recognised by the long abdomen and the rounded apex of the elytra.

368. *Nitocris princeps* sp. nov.

♂ ♀. *N. atra*. Capite, pronoto et prosterno antice, antennarum scapo ochraceo-testaceis. Antennis versus apicem fulvis, tarsis et elytrorum apicibus parum fulvescentibus; scutello griseo-sericeo; abdomine segmentis primo et secundo

arguteo-sericeis. Elytris spatio postscutellare sat magno laevi nitido, medio angustatis, postice dilatatis, apicibus emarginatis. Femoribus posticis apicem segmenti secundi abdominalis attingentibus.

♂. Segmento quinto abdominali apice anguste sinuato: sexto parvo, parte dorsali paucè prominente, brunnescente, apice vix emarginata.

♀. Segmento quinto medio levissime depresso, apice subtruncato-emarginato, pygidio brunneo.

Long. 22 mm., elytr. 17, lat. $1\frac{1}{2}$.

Closely allied to the preceding species, from which it differs in the following characters:—Scape of antennae ochreous; prothorax and prosternum ochreous only in front; elytra much broader, with a much larger smooth space behind the scutellum, and with the apices emarginate; the two basal segments of the abdomen entirely silky white, with a tint of buff, the two last segments shorter than in *N. dux*, and of a different form and structure; legs black, hind femora a little longer than in *N. dux*.

Hab. Knilu (A. Mocquerys, 1892).

369. *Nitocris regina* sp. nov.

♀. *N. atra*, nitida. Capite ochraceo, fronte et verticis medio punctulato. Antennis versus apicem fulvis, scapo ochraceo, macula nigra notato. Prothorace antice et toto prosterno ochraceis. Scutello albo-sericeo. Elytris medio modice attenuatis, postice dilatatis, parum brunnescentibus, apicibus emarginatis, spatio basali scutellum amplectente laevi. Abdomine segmentis primo et—lateribus exceptis—secundo albo-sericeis, ultimo (♀) ante apicem minute constricto, ad apicem leviter transverse impresso, basi canaliculato, apice truncato. Omnibus coxis et femoribus quatuor anticis ochraceis. Femoribus posticis apicem segmenti secundi abdominalis attingentibus.

Long. 25 mm., elytr. $19\frac{1}{2}$, lat. 5.

Hab. Knilu (A. Mocquerys, 1892).

Similar to *N. dux* sp. nov. in colour of head, prothorax, four anterior femora, and two basal segments of the abdomen, but differing from that species in the finer punctuation of the head, in the colour of the antennal scape, in the broader, and, at the apex, emarginate elytra, and in the form of the broader and truncate last segment of the abdomen. From *N. princeps* sp. nov., to which it is allied in the broad form and peculiar colour of the elytra, which are glossy black, with a feeble tint of olive green, it may be easily distinguished by the different colour of the prosternum, four anterior legs and scape, and by the finer punctuation of the head, the truncate last segment of the abdomen bearing a transverse impression close to the apex, and by some minor characters.

370. *Nitocris coelebs* sp. nov.

♂. *N. atra*; capite, prothoracis parte antea, prosterno, quatuor femoribus anticis ochraceo-luteis; antennis fulvis, versus basim nigris. Capite fronte laevi, vertice inter oculos paucis punctis instructo. Prothorace vix punctato. Scutello albo-sericeo, elongato, apice rotundato. Elytris basi excepta brunneo-nigris, medio sat fortiter attenuatis, postice parum dilatatis, apicibus oblique emarginatis, quadridentatis; singulo elytro juxta impressionem suturalem leviter carinato. Abdomine segmentis primo et (lateribus exceptis) secundo albo-sericeis, tertio quartoque macula laterali apicali ochraceo-aureo-sericea notatis; quarto margine apicali, quinto

marginibus apicali et basali fulvescentibus, quinto (δ) impressioni levi triangulare basin non attingente instructo, margine apicali ventrali anguste, dorsali latius emarginato; sexti parte dorsali sat parva, apice rotundata. Femoribus posticis apicem segmenti secundi abdominalis attingentibus.

Long. 20 mm., elytr. 15, lat. 4.

Posterior trochanters ochreous; mesosternum and apex of the two basal segments of the abdomen somewhat pitchy. Punctuation of the front of the head very feeble.

Hab. Gold Coast.

This species differs from *N. regina* sp. nov. in the smaller size, in the black colour of the antennal scape, in the third and fourth abdominal segments bearing an ochreous mark at each side, in the very feeble punctuation of the front of the head, and in the longer scutellum.

371. *Nitrocis atra* sp. nov.

♀. *N. atra*; capite, prosterni parte antica, scapo (macula apicali nigra excepta), femoribus quatuor anticis ochraceis; antennis versus apicem fulvis, basi excepta pallide ochraceo-tomentosis; abdomine segmentis primo et secundo luteo (minime olivaceo-) sericeis, segmento quinto medio rufo. Capite inter antennis sat fortiter impresso, fronte sparsim, vertice inter oculos densius fortiusque punctato. Prothorace sparsim, ad basin grossissime dense punctato, latitudine longitudini fere aequali. Scutello apice truncato, plus minusve flavescendo-sericeo. Elytris medio angustatis, postice dilatatis, dense, ad basin juxta humeros sat irregulariter, punctatis; apicibus late, parum oblique, emarginatis, angulis acutis; singulo elytro antice obsolete uncarinato. Abdomine segmento quinto (♀) infra canaliculato, ad apicem transverse impresso, margine apicali late emarginato; parte dorsali ad apicem parte ventrali multo angustiore. Femoribus posticis abdominis segmenti secundi apicem attingentibus.

Long. 17 mm., elytr. 12, lat. 3.

Head ochreous, rather strongly concave between the antennae. First joint of the latter rufous ochreous, its upperside more or less blackish brown; second and four or five succeeding joints black, the remainder tawny. Prothorax a little longer than broad, with a sparse and somewhat crowded punctuation, the punctures dense and very coarse at the base. Elytra densely punctured, with the punctures irregular at the base near the shoulder; the apices broadly and somewhat obliquely emarginate, with both angles produced into a short pointed tooth; the sutural depression rather deep anteriorly, bordered with a slight keel, which is more distinct in front of the middle. Prosternum ochreous anteriorly and in the middle, with the ochreous region somewhat extended up to the disc at the front margin; mesosternum black, tinged with tawny. Two basal segments of the abdomen silky white, faintly tinged with olive; third, fourth and fifth segments black with a tint of brown, middle of the fifth rufous; the latter with a longitudinal channel, deepest in the middle, with the apical margin somewhat recurved and broadly emarginate—and with the apical part of the lateral margin bent above; dorsal part of the fifth segment strongly convex, and rufous near the apex, with the apical margin somewhat flattened and emarginate, and narrower than the ventral part. Femora and coxae of the four anterior legs ochreous, with the tarsi more or less tawny. Posterior femora just reaching the apex of the second abdominal segment.

Hab. Kuilu (A. Moequers, 1892).

In one specimen the shoulders are brown; in a second the mesosternum, posterior coxae, and trochanters ochreous, and the posterior tarsi of a tawny colour.

372. *Nitocris frontalis* sp. nov.

♂ ? . *N. atra* : capite, prothoracis et prosterni parte antica, scapo antennarum ochraceo-flavis; coxis, femoribus anticis, tarsorum apicibus sordide nigro-fulvis; elytrorum suturae parte basali, abdominis segmentis tribus primis—lateribus tertii exceptis—luteo-sericeis, parum olivaceis. Capite inter antennis parum depresso, fere plano, fronte convexo, sat dense punctato. Prothorace parum sparsim et crasse punctato. Scutello apice subrotundato. Elytris medio attenuatis, postice dilatatis; singulo bicarinato, apice parum oblique emarginato, angulis acuminatis. Abdomine segmentis quarto et quinto pube parum cinerea obtectis; quinto brunnescente, (♂) impressione triangulare basin non attingente instructo, apice truncato, (♀) apice leviter emarginato, parte dorsali (♂♀) sordide lutea, subtruncato. Femoribus posticis abdominis segmenti secundi marginem apicalem attingentibus (♂) vel fere attingentibus (♀).

Long. 18 mm., elytr. 13, lat. 3¼.

The pubescence of the scutellum is of a dark buff colour. The punctuation of the elytra is regular at the base.

Hab. Kuilu (A. Moequers, 1892).

Differs from its nearest allied species, *N. atra* sp. nov., in the sparser and more regular punctuation of the elytra, in the colour of the prothorax, prosternum, and four anterior legs, in the fifth abdominal segment being devoid of a transverse impression at the apex, and having the apical margin not recurved, and in the suture being clothed anteriorly with a silky buff pubescence.

373. *Nitocris servilis* sp. nov.

♀ . *N. atra*, elytrorum basi parum olivacea; capite, prothoracis parte antica, prosterno, antennarum scapo (apice excepto) et articulis 7^a—11^a. pedibus anticis, coxis intermediis ochraceis; scutello albo-olivaceo-sericeo; abdomine segmentis 1^o et 2^o, et segmentorum 3^o et 4^o medio albo-cinereo-sericeis; tarsi plus minusve fulvo-nigris. Capite inter antennis concavo, sat dense grosse punctato. Prothorace latitudine parum longiore, medio et basaliter dense grosse punctato. Scutello fere rectangulare, latitudine longiore. Elytris medio modice attenuatis, postice dilatatis; singulo carinis duabus obsolete instructo; apicibus oblique subtruncato-emarginatis, angulis externis suturalibus multo longioribus; ad basin sat sparsim regulariter seriatim punctatis. Abdomine segmento ultimo (♀) versus apicem parum angustato, medio leviter canaliculato, apice parum impresso, margine apicali subemarginato; parte dorsali convexa subtruncata. Femoribus posticis apicem segmenti secundi abdominalis haud attingentibus.

Long. 17½ mm., elytr. 12¼, lat. 2¾.

The black and glossy elytra have a peculiar olive green tint, such as may be seen in *N. regina* sp. nov. and in *N. due* sp. nov. The mesosternum, intermediate legs, posterior trochanters, and the last abdominal segment are feebly tinged with tawny. Most of the long hairs of the abdomen, especially at its apex, are of a buff colour.

Hab. Kuilu (A. Moequers, 1892).

The prothorax is as long as in *N. atra* sp. nov., and somewhat longer than in *N. frontalis* sp. nov., with the upperside similar in colour to that of *N. frontalis*;

whilst the under surface is coloured as in *N. atra*. The antennae are a little longer than in both species. The forelegs are ochraceous, with the tarsi feebly tawny, whilst the anterior legs are black in *N. atra* and *N. frontalis*, with the femora of an ochreous colour.

374. *Nitocris thoracica* sp. nov.

♂. *N. atra*; capite, antennarum articulis 8°—11°, prothorace (disco obscuriore), femoribus quatuor anticis, omnibus coxis, segmentisque duobus primis abdominalibus ferrugineis vel ochraceis; his segmentis pallide aureo-sericeis, caeteris margine apicali, quinto medio rufo-brunneis; tibiis quatuor anticis, femoribus posticis, tarsis omnibus nigro-fulvis; antennarum scapo supra nigro-brunneo, infra ferrugineo. Capite inter antennas concavo, sparsim, inter oculatorum partes superiores densius, punctato. Prothorace latitudine quarta parte longiore, constrictione basali et dorso postice ad latera grosse punctato. Scutello apice parum cineraceo, leviter depresso, truncato, levissime brunnescente ut elytrorum margine extremo basali. Elytris medio modice attenuatis, postice dilatatis, basi sat sparsim, dein dense punctatis; carina interna ante medium distincta, externa in medio conspicua; apicibus late et parum oblique subtruncato-emarginatis, angulis dentatis acutis. Abdomine basi vix coarctato, segmento quinto medio depresso, margine apicali parum recurvato, medio leviter emarginato, parte dorsali truncata; segmento sexto parvo, medio emarginato, angulis rotundatis. Femoribus posticis segmenti tertii abdominalis basin attingentibus.

Long. 17 mm., elytr. 12, lat. 3.

Hab. Ogowe (A. Mocquerys).

This form differs from *N. atra* sp. nov., to which it is closely allied, in the longer prothorax, in the sparser punctuation of the base of the elytra, and in the colour of the prothorax and two basal segments of the abdomen.

375. *Nitocris leonis* sp. nov.

♀. *N. atra*; capite, prothoracis quarta parte antica, prosterni parte antecoxali, scapo infra ochraceis; femoribus anticis sordide luteis; sutura pone scutellum et abdomine segmentis duobus primis argenteo-sericeis, quinto parum picco. Capite inter antennas parum concavo, punctulato. Prothorace latitudine parum brevior, singulis punctis profundis instructo. Scutello nigro, apice rotundato. Elytris medio modice angustatis, postice dilatatis; apicibus oblique emarginatis, angulis dentatis; dense, ad basin sparsim, punctatis; singulo duobus carinis levibus instructo. Abdomine segmento quinto (♀) ad basin tenuissime caualiculado, versus apicem parum angustato, margine apicali medio levissime sinuato; pygidio picescente, subtruncato-emarginato. Femoribus posticis abdominis segmenti secundi medium vix superantibus.

Long. 15 mm., elytr. 11, lat. 2½.

The suture is clothed with an ashy silky pile immediately behind the scutellum, as in *N. frontalis* sp. nov. Smaller than the preceding species, with the antennae (except the scape) of a black colour as in *N. emarginata* Chev. From the latter it is distinguished by the scape of antennae being ferruginous underneath, by the pronotum with the anterior fourth (not half) ochreous, by the suture bearing an ashy silky pubescence behind the scutellum, by the upperside of the abdomen (except the pygidium which is somewhat pitchy) and the ventral parts of the third and fourth segments being entirely black.

Hab. Sierra Leone (Dr. Clements).

376. *Nitocris patricia* Chev.

Sierra Leone

377. *Nitocris buettneri* Kolbe.

Sierra Leone, and "Congo."

In one specimen ticketed "W. Afr." the punctuation of the elytra is denser than in the other examples, their apices are slightly emarginate, and the hind femora blackish only in the middle.

378. *Nitocris comes* sp. nov.

N. comtessa Kolbe affinis, sed differt: Parum major, antennarum scapo infra testaceo; abdomine segmento tertio nigro, macula magna mediana triangulare lutea notato, quinto latiore quam in *N. comtessa*, in basis medio parum fulvescente, margine apicali testaceo.

Long. 22 mm., elytr. 16, lat. $4\frac{1}{2}$.

Larger than *N. comtessa* Kolbe. The scape of antennae of a brick red colour, except a black spot on the upperside. Prothorax broader than in *N. comtessa*, the elytra more dilated near the apex, the colour of the abdomen different, and the last segment broader, and less narrowed at the apex.

Hab. Sierra Leone.

379. *Nitocris comtessa* Kolbe.

Two specimens from Kulu agree with the description in all characters, except in the colour of the antennal scape, which is yellowish for the most part, and in that of the fourth abdominal segment, which is almost totally black.

380. *Nitocris punctata* sp. nov.

♀. *N. rufo-ochracea*. Capite punctis profundis instructo, genis impunctato, parum transverse striguloso. Antennis nigris. Prothorace grosse dense punctato. Scutello triangulare: apice subrotundato, flavo-albo-sericeante. Elytris brunneo-nigris: quinta parte basali rufo-ochracea, macula triangulare communi latiore quam longiore antepicali aurantio-sericea, macula suturali sat parva postbasali albido-flavo-sericea; seriatim, ad apicem irregulariter, punctatis, punctis omnino grossis: apicibus recte emarginatis; singulo elytro ad suturam longitudinaliter impresso, prope impressionem antice leviter unicarinato. Abdomine segmentis primo et secundo luteis, flavo-argenteo-sericeis, tertio nigro, macula laterali apicali sat parva aurantia notato, quarto toto nigro, quinto apice leviter emarginato, nigro, macula basali laterali sat magna flavo-argentea ornato; pygidio medio fulvescente. Pedibus rufo-ochraceis; pedibus posticis tibiis nigris, tarsis brunneo-nigris, femoribus segmento tertii abdominalis basim attingentibus.

Long. 24 mm., elytr. 17, lat. 5.

Antennae black, clothed with an ashy pubescence, except at the base; scape densely and, chiefly at the apex, rugosely punctuated. Elytra strongly narrowed in the middle, and dilated near the apex; the yellowish silky spot situated on the suture behind the base at the beginning of the blackish brown part of the elytra is rather small, and does not extend to the scutellum; the antepical spot is also small, and has the shape of a somewhat broad triangle; the punctuation is coarse and dense, and becomes irregular and more minute behind the antepical mark; the apices are emarginate, with both angles almost equally produced. The posterior episterna with a feeble yellowish white silky spot in front. First segment of the

abdomen rather slightly narrowed, of a buff colour like the second, both segments clothed with a yellowish white silky pubescence. Tip of the tibiae and the tarsi brown or blackish; posterior tibiae black, except the extreme base.

Hab. Kulin (A. Mocquerys, 1892), and Old Calabar. Only *females*.

Sometimes the posterior tip of the episterna of the metasternum is brownish or blackish, and the middle of the third, fourth and fifth abdominal segments is faintly tawny. In one specimen from Old Calabar the underside of the antennal scape is tawny; the basal silky spot of the elytra almost reaches the scutellum; the three last abdominal segments are slightly buff at the extreme base.

Differs from *N. uloratu* Thoms., which also has the elytra for the most part blackish brown, chiefly in the deep and conspicuous punctuation of the head and prothorax, and in the third and fifth abdominal segments bearing a yellowish spot at each side.

381. *Nitocris suturalis* sp. nov.

♂ ♀. *N. rubro-ferruginea*, fere sanguinea. Capite sat dense grosse punctato, inter antennas concavo, medio canaliato. Antennis nigris, articulis 5—11 cinereo-pubescentibus. Prothorace dense grosse punctato, latitudine paulo longiore. Scutello apice angulis rotundatis, medio levissime sinuato. Elytris medio leviter attenuatis, postice pance dilatatis, brunneo-nigris; quarta parte antica subsanguinea, ad suturam cinereo-sericeis, apicibus oblique subtruncato-emarginatis, dense grosse seriatim, ad apicem irregulariter minutis, punctatis; singulo elythro leviter bicarinato, praeterea linea parum elevata ad basin inter suturam et carinam primam sita instructo. Abdomine segmento primo levissime coarctato, ad latera aureo-sericeo; ♂ segmento quinto partibus ventrali et dorsali, et parvo segmento sexto subtruncato-rotundatis. Femoribus posticis abdominis segmenti tertii medium fere attingentibus.

Long. $14\frac{1}{2}$ mm., elytr. $10\frac{1}{2}$, lat. $2\frac{3}{8}$.

The punctuation of the head and prothorax strong and thick, even on the vertex; the median line of the prothorax and a small space at each side of its base impunctate. The antennae, except the four basal joints, and the whole sutural depression of the elytra clothed with a fine ashy grey and silky pile. The sixth abdominal segment of the male is short, and, like the dorsal part of the fifth, somewhat fulvous. The fifth segment (ventral part) has neither a channel nor an impression in both sexes.

Hab. Kulin and Ogowe (A. Mocquerys).

382. *Nitocris angustior* sp. nov.

♂. *N. rubro-ferruginea*. Capite inter antennas parum concavo, medio canaliato, fronte punctato, vertice postice laevi. Antennis nigris, articulis 8—11 fulvis. Prothorace latitudine longiore, dorso sparsim, lateribus parum densius punctulato. Scutello subtriangulare, apice rotundato. Elytris medio leviter attenuatis, postice parum dilatatis, brunneo-nigris, sexta parte basali rubro-ochracea, macula elongata postscutellare suturali communi anreo-sericea notatis; apicibus oblique emarginatis, angulis acute dentatis; dense grosse punctatis; singulo elythro bicarinato, carina discoidali antice conspicua, postice obsoleta. Abdomine basi levissime coarctato, segmento primo aureo-sericeo; quinto ventrali apice parum anguste sat profunde sinuato, dorsali et segmento sexto (brevissimo, fulvo) levissime late emarginato. Tibiis tarsisque parum fulvis, tibiis posticis fere nigris, femoribus posticis abdominis segmenti secundi apicem attingentibus.

Long. $11\frac{1}{2}$ mm., elytr. $8\frac{1}{2}$, lat. $1\frac{2}{3}$.

Head punctured, with the cheeks and the middle of the vertex in front of the pronotum impunctate. Antennae reaching the apex of the elytra with the tip of the ninth joint; four apical joints tawny, clothed with an ashy buff pubescence. Prothorax about a fourth longer than broad. The reddish ochreous colour of the base of the elytra gradually shades off into the black of the remainder; punctuation of the elytra strong and thick, and quite irregular in the sutural depression from before the middle, and at the apex. Ventral part of the fifth abdominal segment sinuate in the middle of the apical margin, without a channel or impression. Dorsal part of the sixth segment very short, feebly emarginate-truncate, and of a blackish tawny colour.

Hab. Ogowe (A. Mocquers).

383. *Nitocris basalis* Chev.

Sierra Leone, Gaboon, Kulu.

The specimens from Sierra Leone are much smaller, and more especially narrower, than those in the British Museum collection (including Chevrolat's type), and than our species from Gaboon and Kulu, and have a longer fifth abdominal segment. They belong perhaps to a distinct species, or form a local race.

384. *Nitocris tibialis* Kolbe.

"Benné." This species was collected by P. Staudinger during the expedition of E. Hartert and P. Staudinger to Sokoto; probably it is found in the districts north of the Benné R.

385. *Nitocris brevior* sp. nov.

♀. *N. rubro-ferruginea*. Capite medio canaliculato, inter antennis minute impresso, sat dense punctulato. Antennis nigris, corpore quinta parte brevioribus. Prothorace latitudine longitudini aequali, supra sparsissime punctato. Scutello flavo-aureo-pubescente. Elytris sexta parte basali testaceis, deinde nigris, versus apicem brunneo-nigris, medio levissime attenuatis, postice parum dilatatis, apicibus valde oblique emarginatis, angulis dentatis, fortiter seriatim punctatis, antice prope suturam laevibus nitidis; singulo elytro sat fortiter bicarinato. Corpore infra pallide testaceo, abdomine basi vix coarctato, segmentis duobus basalibus luteis, caeteris nigris, medio et apice tertii quartique, basi medioque quinti fulvis; quinto leviter canaliculato, apice subtruncato-emarginato; femoribus posticis abdominis segmenti secundi apicem attingentibus; pedibus luteo-testaceis, femoribus pallidioribus.

Long. 11 mm., elytr. $7\frac{1}{2}$, lat. 2.

Occiput, middle and sides of the prothorax and the base of the elytra with a rather strong gloss. The punctuation of the head dense, and that of the prothorax very sparse. The keels of the elytra rather strong: the apex is very obliquely emarginate and its outer angles bear a rather long tooth; the brick red colour of the base is sharply limited posteriorly and extends farther behind at the sides than on the disc.

Hab. Sierra Leone. Three females.

386. *Nitocris pacoiei* Thoms.

Sierra Leone, Gold Coast, Kulu.

The single specimen from Kulu differs somewhat from the examples from the other localities; the apex of the last antennal joint is more restricted black, and

the basal brick red region of the elytra is shorter; the apex of the latter is a little less strongly emarginate, and the punctuation of the head much coarser.

387. *Nitocris lutea* sp. nov.

♀. *N. lutea*. Capite prothoraceque dense punctulatis, illo medio canaliculato, inter antennas plano, hoc latitudine brevior. Antennis nigris, versus apicem parum brunnescentibus. Scutello latitudine longiore, subrectangulare. Elytris nigris, quinta parte basali lutea, medio leviter attenuatis, postice parum dilatatis, apicibus oblique emarginatis, angulis brevibus acutis, fortiter dense punctatis; singulo elythro carina discoidali antice sat conspicua postice obsoleta instructo, basi inter hanc carinam et suturam parum elevata. Abdomine basi levissime coarctato, segmento quinto quarto duplo longiore, post medium transverse constricto, apice levissime late emarginato. Tibiis apicibus tarsisque nigro-fulvis. Femoribus posticis basim segmenti quarti abdominis attingentibus.

Long. 9 mm., elytr. 7, lat. 2.

This rather short species has a dense punctuation on head and prothorax; the median channel of the front of the head is obsolete anteriorly; the discal carina of the elytra is distinct on the basal half, and obsolete posteriorly; the lateral keel usually found in species of *Nitocris* is absent; the punctuation of the elytra is very coarse and, behind the middle, somewhat rugose.

Hab. Ogowe (A. Mocquerys).

Distinguished from *N. basalis* Chev. by the shorter prothorax and elytra, the much paler colour, and by the structure of the elytra, and minor characters.

388. *Nitocris discoidalis* sp. nov.

♀. *N. lutea*. Capite toto vertice et antennarum tuberculis apicibus nigris, dense grosse, praeterea in interstitiis minute punctato, verticis medio sine punctis grossis. Antennis nigris, corpore parum longioribus. Prothorace fortiter punctato, latitudine vix longiore, disco macula magna rotunda nigra notato. Scutello apice leviter emarginato. Elytris retrorsum sat fortiter attenuatis, ante apicem leviter dilatatis, nigris, basi luteis; singulo elythro vitta longitudinali, in impressione disci sita, apicem fere attingente pallide lutea; apicibus oblique truncato-emarginatis, angulis modice dentatis; fortiter, in disci impressione sparsius, punctatis. Abdomine basi haud coarctato, segmento tertio lateraliter macula nigrescente notato, quinto apice leviter sinuato. Tibiis apicibus tarsisque nigris, femoribus posticis abdominis segmenti tertii basim attingentibus.

Long. 17 mm., elytr. 12, lat. 4.

The basal seventh of the blackish elytra of a buff colour; the whole discal impression occupied by a longitudinal pale buff band, which almost reaches the apex; the punctures of the impression black or nearly so, and more regular and much sparser than those of the blackish lateral parts of the elytra. Each elytron feebly carinate beside the impression and near the outer margin. Sides of the metasternum with rather dense and coarse punctures, whilst the sides of the abdomen are also coarsely, but sparingly punctuated. Abdomen somewhat narrowed behind, with the fifth segment almost twice the length of the fourth.

Hab. Kuhl (A. Mocquerys, 1892).

389. *Ephora latefasciata* sp. nov.

♀. *E. ferruginea*; capite inter et post oculos, antennis, prothorace in utroque latere fasciis duabus, elytris basi et apice, metasterno pedibusque nigris; femoribus anticis et intermediis rufis. Elytris retrorsum parum dilatatis, singulo tricostato.

Long. 16 mm., elytr. 12, lat. $7\frac{1}{4}$.

The black inter-antennal region of the head interrupted in the middle by a longitudinal ferruginous streak. Punctuation of head strong and sparse, with the interstices finely punctulated again; between the antennae is a broad and shallow impression bearing a fine median channel. Antennae black, surpassing the middle of the elytra; scape densely punctuated and somewhat wrinkled; base of the fourth joint rufous. Prothorax punctulated; the discal process very large, covering the scutellum and the sutural part of the base of the elytra, somewhat compressed, and notched behind; lateral tubercle a little bent backwards; the sides with a fold in front of, and with a very broad and deep groove immediately behind, the tubercle; disc with one black streak at each side; another black and much broader band placed underneath the lateral tubercle. Elytra somewhat dilated behind, with a longitudinal impression behind the shoulders near the outer margin; punctuation dense and rather strong; each elytron with two keels near the suture and one near the outer margin, all vanishing before the apex, a fourth and very short keel running between the second and third near the apex; basal and apical parts (not quite $\frac{1}{3}$ the length) of the elytra black, the suture blackish brown, and the humeral keel more or less ferruginous. Sides of the mesosternum and the whole metasternum black; abdomen ferruginous, with the base of a blackish brown colour. Legs black, with the four anterior femora rufous.

Hab. Ogowe R. (A. Mocquerys).

390. *Ecphora analis* sp. nov.

♀. *E. ferruginea*; capite inter et pone oculos, antennis, prothoracis fasciis quatuor, elytrorum sutura et quarta parte apicali, mesosterno (medio excepto), metasterno, abdomine pedibusque nigris, femoribus quatuor anticis basi ferrugineis. Elytris retrorsum paulo dilatatis, singulo tricostato.

Long. 15 mm., elytr. $10\frac{1}{2}$, lat. $6\frac{1}{4}$.

Head ferruginous, in front of and between the antennae, and also on vertex and neck of a black colour, with a ferruginous median streak extending from the fore-front to the prothorax; coarsely punctured, and depressed between the eyes. Antennae black, extending beyond the middle of the elytra; scape densely punctuated; base of the fourth joint rufous. Prothorax ferruginous, with two black longitudinal streaks at each side, one discal and one lateral; median process large, compressed, and notched behind, with some large punctures posteriorly; lateral tooth short; sides with a fold in front of, and a deep groove behind, the teeth. Elytra ferruginous, rather coarsely punctured, with the suture and the apical fourth black; each elytron bearing three keels, two of them near the suture, and one near the outer margin, all vanishing at the base and apex, and an impression behind the shoulder near the outer margin. Under surface and legs black; prosternum, middle of the mesosternum, and four anterior femora (except their tip) of a ferruginous colour.

Hab. Sierra Leone (Dr. Clements).

391. *Ecphora testator* (Fabr.).

Sierra Leone, and Kulu.

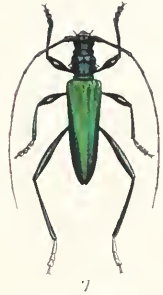
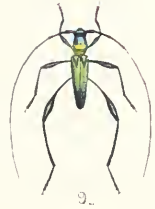
EXPLANATION OF PLATES IX. AND X.

PLATE IX.

	PAGE
Fig. 1. <i>Ceresida suturalis</i> sp. nov.	156
.. 2. <i>Delagoa fenestrata</i> sp. nov.	155
.. 3. <i>Psebidia flava</i> sp. nov.	157
.. 4. <i>Antennica nigripes</i> sp. nov.	154
.. 5. <i>Onoptycha clementsi</i> sp. nov.	158
.. 6. <i>Mecosaspis magnifica</i> sp. nov.	160
.. 7. <i>Callichrema collare</i> sp. nov.	167
.. 8. " <i>edentulum</i> sp. nov.	169
.. 9. <i>Cloniophorus tricolor</i> sp. nov.	171
.. 10. " <i>aurifer</i> sp. nov.	171
.. 11. <i>Rhopalizida viridana</i> sp. nov.	177
.. 12. <i>Hospes nitidicollis</i> sp. nov.	182
.. 13. <i>Eximia tricolor</i> sp. nov.	181
.. 14. <i>Xylotrechus x-maculatus</i> sp. nov.	187
.. 15. " <i>mocquerysi</i> sp. nov.	187
.. 16. <i>Plagionotulus lycicen</i> sp. nov.	188

PLATE X.

Fig. 1. <i>Griphammus ligatus</i> sp. nov.	195
.. 2. <i>Tragocephala pulchra</i> sp. nov.	204
.. 3. " <i>caerulescens</i> sp. nov.	204
.. 4. " <i>basalis</i> sp. nov.	208
.. 5. <i>Poemenesperus taeniatus</i> sp. nov.	209
.. 6. " <i>ligatus</i> sp. nov.	209
.. 7. <i>Chariesthes nobilis</i> sp. nov.	219
.. 8. " <i>freya</i> sp. nov.	217
.. 9. " " <i>sp. nov.</i>	217
.. 10. <i>Murosternum mocquerysi</i> sp. nov.	221
.. 11. " <i>pentagonale</i> sp. nov.	222
.. 12. <i>Lagrida rufa</i> sp. nov.	240
.. 13. <i>Frea malachitica</i> sp. nov.	234
.. 14. <i>Cincinnatia fasciata</i> sp. nov.	238
.. 15. <i>Liopus mocquerysi</i> sp. nov.	245
.. 16. " <i>africanus</i> sp. nov.	246
.. 17. <i>Glenea gabani</i> sp. nov.	248
.. 18. " <i>ossifera</i> sp. nov.	250
.. 19. <i>Ocularia apicalis</i> sp. nov.	202





9



10



8



11



7



12



1



15



5



2



6



3



4



14



19



17



10



13



18