

## PLATE XL.

- |  |  |
|--|--|
| Fig. 1. <i>Euptychia marmorata</i> , p. 471. | Fig. 10. <i>Euptychia callichloris</i> , p. 490. |
| 2. — <i>pilata</i> , p. 483.                 | 11. — <i>ayaya</i> , p. 492.                     |
| 3. — <i>divergens</i> , p. 464.              | 12. — <i>insignis</i> , p. 501.                  |
| 4. — <i>hewitsonii</i> , p. 491.             | 13. — <i>salvini</i> , p. 498.                   |
| 5. — <i>caelestis</i> , p. 484.              | 14. — <i>latia</i> , p. 496.                     |
| 6. — <i>urania</i> , p. 484.                 | 15. — <i>erichtho</i> , p. 501.                  |
| 7. — <i>gigas</i> , p. 486.                  | 16. — <i>batesii</i> , p. 493.                   |
| 8. — <i>agatha</i> , p. 492.                 | 17. — <i>saundersii</i> , p. 500.                |
| 9. — <i>briziola</i> , p. 483.               |  |

14. Catalogue of Longicorn Coleoptera collected in the Island of Penang by James Lamb, Esq. By FRANCIS P. PASCOE, F.L.S., F.Z.S., &c., late Pres. Ent. Soc.

(Part II.)\*

(Plates XLJ., XLII., XLIII.)

## CERAMBYCIDÆ.

## LEPTURINÆ.

## CAPNOLYMMA.

*Capnolymma*, Pascoe, Trans. Ent. Soc. ser. 2. iv. p. 265.

CAPNOLYMMA STYGIUM, Pascoe, *op. cit.* p. 266.

This insect has also been taken in Borneo, flying at sunset, by Mr. Wallace, and in Java by Dr. Horsfield.

CAPNOLYMMA CAPREOLA. (Pl. XLII. fig. 1.)

*C. testaceo-brunneum*, pube *griseo* tectum; humeris apice rotundatis.

Pale testaceous brown; head and prothorax darker, with a coarse pale grey pile; head narrowly elongate, very pubescent except behind the eyes; prothorax scarcely constricted behind the anterior margin, the lateral tooth prominent, disk covered with glossy black granules, the pubescence forming two lines united anteriorly but diverging behind; scutellum subscutiform but rounded posteriorly, covered with a dense yellowish pubescence; elytra truncate at the apex, not apiculate, closely punctured, each puncture with a setiform hair crossing it longitudinally; body beneath and legs pale testaceous, finely pubescent; antennæ much longer than the body, the basal joint slightly clavate. Length 6 lines.

A well-marked species, differing in size, colour, and certain structural points—notably in the rounded apex of the shoulder, not produced into a sharp tooth-like process as in *C. stygium*. The genus

\* For Part I. see *antè*, p. 222.

is allied to *Leptura*, but is distinguished by several important characters, such as the elongate-ovate, not truncate, terminal joints of the palpi, the large facets of the eyes, the long basal joint of the antennæ and its insertion considerably anterior to the eye—thus making a very important step towards the curculionid type, and a very marked departure from its own. The anterior coxæ are scarcely conical or elongate, but are inserted into their largely angulated cotyloid cavities something after the manner of the *Prionidæ*.

#### ASILARIS.

*Caput ante oculos angustatum, productum.*

*Antennæ basi approximatae, apicem versus lateraliter dilatatae, scapo breviusculo.*

*Palpi maxillares articulo ultimo elongato-ovato.*

*Femora in medio incrassata.*

Head constricted directly behind the eyes, narrowed and produced anteriorly. Eyes nearly entire, very prominent, the facets very minute. Antennæ shorter than the body, inserted between the eyes, the scape rather short and slender; third joint longest; fifth at the apex and succeeding joints gradually unilaterally dilated from the base; the last notched and simulating an additional joint. Maxillary palpi slender, lengthened, the last joint elongate-ovate; labial palpi short, truncate. Prothorax subobconical, its posterior angles produced, the base bisinuate. Elytra gradually attenuated. Legs unequal, the posterior longest; femora thickened in the middle; tarsi of the anterior and intermediate pair with the basal joint dilated in the male, of the anterior only in the female; basal joint of the posterior tarsi long and compressed in both sexes. Anterior coxæ stout, subconical or subcylindrical. Abdomen slender, imperfectly covered by the elytra.

Nearly allied to *Ocalemia*; but in that genus the maxillary palpi are truncate, the posterior femora elongate and linear, and the antennæ have the joints longer and only partially dilated towards their apices. Both genera, owing to the structure of the prothorax, are nearer *Strangalia* than *Leptura*.

#### ASILARIS ZONATUS. (Pl. XLI. fig. 1.)

*A. ater; elytris quadrifasciatis, fascia postica flavescente, alteris albis; antennis articulis ultimis sex ochraceis.*

Deep black, very slightly pubescent, except the four coloured bands on the elytra, and exceedingly closely and minutely punctured; muzzle rather glossy about the mouth; palpi and maxillary lobes dull testaceous; prothorax rather longer than broad, considerably narrowed at the apex; scutellum exactly triangular, and having the white basal band of the elytra continuous across its whole surface; elytra obliquely truncate at the apex, the outer angle very acute, the basal and two median bands white, the præapical yellowish; body beneath with a scanty silvery white pubescence; antennæ with the last six joints ochraceous. Length 7 lines.

PROC. ZOOL. SOC.—1866, No. XXXIII.

## EPHIES.

*Antennae basi subremota, dilatata.**Oculi preminuli, fere integri.**Femora simplicia, basi paulo angustiora.**Elytra parallela.*

Head constricted a little behind the eyes, moderately produced anteriorly. Eyes prominent, nearly entire, with minute facets. Antennae much shorter than the body, rather remote at the base, inserted between the eyes; the scape short, obconical, slightly curved; the third joint much larger and longer, and with the following dilated, principally on one side; the last joint entire. Palpi small, the last joint of the maxillary elongate and truncate. Prothorax shortly subconical, its posterior angles produced, the base bisinuate. Elytra elongate, their sides nearly parallel. Legs unequal, the posterior longest; femora not clavate; basal joint of the anterior tarsi short, of the intermediate and posterior elongate. Anterior coxae conical. Abdomen stout, embraced by the elytra.

In habit similar to *Euryptera*, a genus with which it might almost be conjoined, but for its antennae. The type, described below, is by far the broadest of the four species (all new) now before me.

## EPHIES CRUENTUS. (Pl. XLI, fig. 9.)

*E. ater, elytris, apice excepto, prothoracisque, vittâ mediana excepta, late sanguineis; prothoracis lobo prope scutellum emarginato.*

Black, body beneath and legs glossy, elytra and prothorax bright blood-red, except at the apex of the former and a median stripe on the latter; head covered with a short woolly pubescence, a pale brownish spot on the forehead and two on the neck; palpi and upper lip pitchy black; prothorax slightly angular at the side, the base strongly bisinuate, the middle lobe broadly emarginate; scutellum narrowly elongate and triangular; elytra closely covered with a very shaggy pubescence, the sides incurved but rounded towards the apex, a slightly impressed line along the middle of each, the apex emarginate; antennae about half the length of the body, dull black. Length 6 lines.

There is a true *Leptura* in the collection, belonging to a small section of the genus, differing principally in coloration, and of which I have two more undescribed species from Singapore and Macassar respectively. The specimen, however, wants the hinder legs.

## PHILUS.

*Philus*, W. Wilson Saunders, Trans. Ent. Soc. ser. 2. ii. p. 110.

## PHILUS RUFESCENS (♀).

*P. rufo-ferrugineus; prothorace utrinque rotundato, fere obsolete marginato, disco linea elevata mediana longitudinali.*

Reddish ferruginous, nearly glabrous; head closely and finely

punctured; prothorax closely punctured, transverse, broader than the head, its sides rounded, and only very imperfectly margined, the disk with a median elevated longitudinal line not extending to the apex or base; scutellum small, subtriangular; elytra much broader than the prothorax, closely punctured, the punctures larger than elsewhere, and occasionally confluent, two slightly elevated longitudinal lines on each; body beneath brown; legs brownish ferruginous, slightly hairy; antennæ about half as long as the body in the female, in the male probably longer than the body, as in *P. antennatus*, Gyll. (*P. inconspicuus*, W. W. Saund.).

*Philus* was referred by Mr. Saunders to the *Prionidæ*, near *Erioderus* and *Tragosoma*; but I think it is more correctly placed by M. J. Thomson with the true *Lepturinae*, near *Centrodera* and *Vesperus*. The marginal costa, marking the separation of the prothoracic pleuræ from the pronotum, one of the most important characters of the *Prionidæ*, is almost obliterated in the species just described, and, according to M. Thomson, there is not the least trace of it in another species from Northern India described by him (*P. globulicollis*). *Philus antennatus*, Gyll. (Schön. Ins. App. p. 280), is an old Chinese species, with which Mr. Saunders's *P. inconspicuus* is said to be identical.

#### STENODERINÆ.

##### DEJANIRA.

*Dejanira*, J. Thomson, Syst. Ceramb. p. 134.

DEJANIRA QUADRI-PUNCTATA, J. Thomson, l. c.

M. Thomson's specimen of this fine Longicorn and one in my own collection are from Java. The antennæ of the female are only about two-thirds the length of the body.

##### DEJANIRA BIAPICULATA.

*D. rufa-ochracea*; *elytris in medio oblique fulvo maculatis, apice singulis biapiculatis*.

Reddish ochraceous; head and prothorax covered with a rich golden-yellow silky pubescence, the vertex with a short keel between the eyes, and a few punctures; spines of the prothorax moderately produced, triangular, the disk irregular, with two antemedian sub-approximate tubercles; scutellum black, narrow, rounded behind, slightly grooved in the middle; elytra rather narrow, finely punctured, covered with a short dense pubescence, an oblique yellowish patch on each towards the outer side, the apices shortly biapiculate; body beneath with a delicate yellowish pubescence; legs slender; antennæ reddish ochraceous; eyes black. Length 7 lines.

There are three specimens, or perhaps species, in Mr. Lamb's collection, all differing in the prothorax, but otherwise, allowing for the usual differences in sex and size, apparently identical. It would be necessary to examine a larger series before this can be decided; and therefore I will only mention here that one of the three has a

large, very distinct, scar-like patch, strongly punctured, just above the spine, and the other has the disk closely punctured, except a smooth narrow stripe on each side advancing from the base.

#### DIOSYRIS.

*Caput antice transversum, inter antennas projectum, pone oculos elongatum, haud angustatum.*

*Antennæ basi subapproximatæ, inter oculos insertæ.*

*Oculi rotundati, a basi antennarum remoti.*

*Prothorax suboblongus, antice posticeque latitudine æqualis.*

*Femora abrupte clavata; tarsi breviusculi, subæquales.*

Head elongate and not narrowed behind the eyes; face short and transverse, antennary tubers approximate, forming a ridge in front, situated between but not near the eyes. Antennæ as long as or longer than the body, plumiferous; scape moderately long, clavate, curved; the third joint longer, also curved; fourth and fifth shorter; the sixth longest of all; the rest very considerably shorter in the female, much less so in the male. Eyes rounded, nearly entire. Palpi short, equal, linear, obtuse. External maxillary lobe plumose. Prothorax rather longer than broad, the anterior and posterior margins of nearly equal width, toothed at the sides, the disk irregular. Elytra broadest at the base, very irregular, the sides slightly narrowing posteriorly, the apices rounded. Legs, the intermediate and posterior pairs gradually longer; femora abruptly clavate, the posterior much shorter than the abdomen; tibiæ slender; tarsi rather short, nearly equal. Anterior coxæ globose. Anterior acetabula largely angulated. Prosternum raised to the level of the coxæ. Mesosternum declivous.

Evidently allied to *Mythodes*, J. Thoms., but differing in several respects from the characters of the genus as given by its author.

This genus is as remarkable as any other in the series of nearly isolated genera comprised in this and some of the allied subfamilies. It seems scarcely advisable to retain the *Rhagiomorphinæ*, which can only be recognized by their emarginate or lunate eyes from the *Stenoderinæ*, which have rounded entire or nearly entire eyes. The plumosity of the antennæ and of the posterior tibiæ of the species described below is common to both sexes. The male is the smallest, and has the last five joints of the antennæ much more elongated than the female: one of these measures  $4\frac{1}{2}$  lines only, while a female measures eleven. The whole insect looks as if highly varnished, excepting, however, the last five antennal joints; and the elytra seem to have contracted or crumpled up in the process.

DIOSYRIS MIRANDA. (Pl. XLI. fig. 7.)

*D. fulva, polita, fusco variegata.*

Fulvous yellow varied with dark brown, shining as if varnished; head finely punctured, above the mouth a deep  $\Delta$ -shaped impression, antennary tubers divided by a narrow groove; prothorax constricted anteriorly and posteriorly, the disk with nine callosities, exclusive of

the two lateral teeth, the five middle nearly forming a quincunx, the two foremost of which are elevated and conical; scutellum elongate, triangular; elytra very irregular, longitudinally marked with irregular raised lines, with smaller transverse lines between them, and rather finely punctured, the brown principally forming three large patches on each; body beneath dark, glossy chestnut-brown; legs yellowish, shining, the femora at the base, band on the clava, and apex of the tibiae brown; antennae yellowish, the first six joints very glossy, the rest pubescent, opaque, the apex of the third beneath, the fourth almost entirely beneath, and the sixth at the apex generally tufted with dark fulvous hairs. Length  $4\frac{1}{2}$ –11 lines.

## DISTENIINÆ.

## NOËMIA.

*Noëmia*, Pascoe, Trans. Ent. Soc. ser. 2. iv. p. 111.

*NOËMIA FLAVICORNIS*, Pascoe, *l. c.*, pl. 22. f. 8.

Found also by Mr. Wallace at Singapore and Sarawak. A specimen from the latter locality has a slender vertical spine on each side of the mesosternum, immediately above the coxa.

*NOËMIA CHALYBEATA*.

*N. toto cyaneo-chalybeata; capite transversim sulcato et punctato; elytris apicibus bimucronatis.*

Entirely bright steel-blue, with an almost imperceptible greyish pile; head finely and closely punctured, behind the eyes the punctures occasionally contiguous, forming slight transverse grooves; prothorax covered with small closely crowded irregular punctures, the apex transversely striated; scutellum scutiform, concave, finely punctured; elytra strongly punctured at the base, gradually becoming impunctate posteriorly, the punctures in rows, the alternate rows separated by a raised line, the apices bimucronate, the outer mucro produced; body beneath glabrous; legs with a few scattered hairs; antennae nearly linear, about half as long again as the body. Length 10 lines.

A fine species, very distinct, *inter alia*, from the others hitherto described in its mucronate elytra, a peculiarity which would put it out of the genus as M. J. Thomson has defined it. The above description is from one of Mr. Wallace's specimens taken at Sarawak.

## NECYDALINÆ.

## MERIONÆDA.

*Merionæda*, Pascoe, Trans. Ent. Soc. ser. 2. iv. p. 238.

*MERIONÆDA ACUTA*.

*M. capite nigro; prothorace luteo; elytris longiusculis, testaceis, costis nigro limbatis; antennis articulis penultimis et antepenultimis flavidis, cæteris nigris.*

Head black, nearly impunctate; prothorax bright yellow, with five oblong raised elevations on the disk, and a raised transverse anterior line; scutellum transversely subquadrate; elytra nearly as long as the abdomen, rather suddenly narrowed behind the middle, finely seriate-punctate, testaceous, the outer portion from the shoulders to the apex black; abdomen and postpectus black, antepectus yellow; legs black, femora at the base pale yellow. Length 4 linea.

There are a number of undescribed species in my collection; it is therefore only necessary here to say that the nearest ally of this insect is *M. scitella*, which has much shorter elytra, not suddenly narrowed posteriorly, with the last two joints of its antennæ yellowish. The males in this genus have longer and more slender antennæ than the females; but the extraordinarily clavate posterior femora, and the strongly spurred tibiæ of the same pair, appear, judging from my examples, to be alike in both sexes. M. J. Thomson places this genus in his "sous-tribe *Callichromita*," notwithstanding that the anterior acetabula are strongly angulated.

#### OBRINÆ.

#### DEUTEROMMA.

*Deuteromma*, Pascoe, Trans. Ent. Soc. ser. 2. iv. p. 98.

DEUTEROMMA TESTACEUM, Pascoe, *op. cit.* p. 111.

To the short characters given in the above work, it is only necessary to add here that this is well distinguished from three or four other entirely testaceous species, not yet described, by the dark brown colour of the two basal joints of the antennæ.

#### CIOPERA.

*Oculi fere integri.*

*Antennæ setaceæ, scapo cicatricoso.*

*Prothorax elongatus.*

Head short and subtriangular in front, rather longer behind. Eyes oblong, nearly entire, prominent. Antennæ setaceous, longer than the body; the scape strongly cicatricose; the third joint longer; the fourth shorter than the third; the remainder longer than the third and subequal, or a little shorter towards the apex. Palpi with the terminal joint thicker, truncate. Prothorax elongate, not wider than the head. Elytra narrow, imperfectly embracing the abdomen at the sides. Legs slender; anterior shortest, posterior longest; femora thickened beyond the middle; tarsi much shorter than their tibiæ. Anterior coxæ produced, subconical, their acetabula strongly angulated.

A very distinct genus, like *Deuteromma* in habit, but with entire eyes, or in the slightest degree emarginate, and the scape with a strongly marked cicatricose apex. The posterior tarsi are, unfortunately, absent, it being, like many others of its subfamily, a fragile species.

**CIOPEHA DECOLOKATA.** (Pl. XLI. fig. 10.)

*C. testacea, subtiliter pubescens; femoribus tibiisque basi infuscatis.*

Testaceous, a little darker anteriorly, covered with a loose delicate pubescence; head and prothorax minutely and closely punctured, a short median line between the antennæ terminating in a semicircular impression above the mouth; prothorax slightly constricted anteriorly; scutellum oblong, narrow; elytra finely punctured, the punctures finer and more dispersed posteriorly, apices slightly dehiscent and pointed; body beneath pale testaceous; legs testaceous, the femora and bases of the tibiæ brownish; antennæ slight pilose. Length 6 lines.

**RHINOTRAGINÆ.****EPIANTHE.**

*Antennæ apicem versus incrassatæ, scapo obconico.*

*Elytra integra, parallela.*

*Tarsi postici elongati.*

Head not elongate anteriorly, slightly constricted behind, the forehead rather broad. Eyes narrowly emarginate, lateral, not approximate above. Antennæ thickened towards the apex, half as long as the body; the scape short, obconical; the second joint half the length of the scape; third longest of all; fourth, fifth, and sixth short; the last five shortest and forming a thickened continuous cylinder. Prothorax oblong, as broad as the head, slightly constricted near the base and apex. Elytra flattish, entire, nearly parallel at the sides. Legs unequal; femora thickened towards the apex; tibiæ slender; posterior tarsi with the basal joint as long as the rest together.

No member of the *Rhinotragina* was known from Asia until M. J. Thomson published his three genera *Plutonesthes*, *Artimpasa*, and *Cleomenes*; four more are here added, all very distinct from one another. These are all confined to single examples. Mr. Wallace's collections, too, contained but two specimens, each representing a genus; one of them, however, is *Artimpasa odontoceroideis*, J. Thomson. From the individual rarity of these insects it is very likely that the group in Tropical Asia is much more extensive than it appears to be at present. It is probable that, when more of the species shall be known, some modifications of the characters of the genera here given will be requisite, especially of the antennæ. All the genera in Mr. Lamb's collection have the elytra entire—that is to say, neither shortened nor dehiscent at the suture, although, as in the subfamily generally, only imperfectly covering the abdomen at the sides.

**EPIANTHE VIRIDIS.** (Pl. XLI. fig. 5.)

*E. viridi-metallica; pedibus anticis rufis.*



Rich metallic green, scarcely shining, with numerous crowded punctures; upper lip, mandibles, and fore legs red; prothorax about half as long again as broad, the middle with a darker or bluish stripe; scutellum black, triangular; elytra with a golden tinge along the suture, the apex rounded; body beneath with silvery-white pubescence; antennæ black; legs, except the anterior, blackish, the tarsi paler. Length 4 lines.

#### MYDASTA.

*Antennæ apicem versus incrassatæ, scapo obconico.*

*Elytra integra, postice angustata, lateribus haud declivibus.*

*Tibiæ robustæ; tarsi subæquales.*

Head slightly produced anteriorly, not constricted behind. Eyes shortly ovate, not approximate above, strongly emarginate. Antennæ half as long as the body, distant at the base, arising close to the eyes; the scape shortly obconic; the third joint twice as long as the scape; the fourth considerably shorter; the remainder thickened and, as far as the penultimate, slightly produced at the apex; the last joint conical. Prothorax oblong, strongly constricted at the apex and base, the intermediate portion rounded. Elytra narrowed posteriorly, contiguous at the suture, not bent down at the sides. Legs very unequal, the posterior pair by far the longest; femora strongly incrassated towards the apex; tibiæ stout; tarsi subequal, moderately dilated. Abdomen contracted at the base, the first segment nearly as large as the rest together.

This genus has almost exactly the habit of *Acyphoderes*, Serv., but, *inter alia*, is without its muzzle, and with non-dehiscent elytra.

#### MYDASTA DISCOIDEA. (Pl. XLI. fig. 4.)

*M. capite chalybeato; prothorace aterrimo, antice posticeque, scutello fasciisque (subtus) argenteo-albis; elytris æneo-nigris, ferrugineo plagiatis.*

Head bluish black, strongly punctured, especially in front, where the punctures are divided by short vertical lines; lip brown, bordered with yellowish; prothorax intensely black, deeply and closely punctured, the anterior border dark blue, behind this border, on each side, a band of silvery-white hairs, a similar band on the constricted portion behind; scutellum oblong, with a dense silvery pubescence; elytra entirely glabrous, brassy black at the base, a large patch of reddish ferruginous (varying in size) occupying the middle and posterior portion, the apex rounded, deep bluish black, punctures at the base almost contiguous, becoming smaller and more distant posteriorly; body beneath dark purplish blue, the metasternum posteriorly and edge of the first segment of the abdomen silvery white; legs brownish red, shining, the base of the posterior femora and the middle of their tarsi dark brown; antennæ reddish, the last six joints black. Length 7 lines.

## SESTYRA.

*Antennæ lineares, scapo pyriformi.*

*Caput collo constricto, prothorace latius.*

*Tarsi subæquales.*

Head broad, rather short anteriorly, constricted behind, the forehead concave. Eyes narrowly emarginate, lateral, not approximate above. Antennæ sublinear, nearly as long as the body; the scape rather short, claviform; third joint twice as long as the scape; the rest gradually shorter to the eighth or ninth. Prothorax subcylindrical, narrower than the head, sulcately constricted at the anterior third and at the base. Elytra narrow, entire, subparallel. Legs unequal, slender; femora thickened towards the apex; tibiæ slender; tarsi subequal.

The broad head, strongly constricted behind into a distinct neck, and the pyriform scape are peculiarly characteristic of the curious little Longicorn forming the type of this genus.

## SESTYRA CEPHALOTES. (Pl. XLI. fig. 3.)

*S. nigra; prothorace albo bifasciato; elytris fusco-nigris, basi brunneo plagiatis; pedibus articulisque duobus basalibus antennarum nitidis.*

Black, nearly glabrous; head finely punctured, a few silvery hairs in front; prothorax closely punctured, silvery-white hairs lining the grooves and forming two bands; scutellum narrow at the base, gradually widening behind and truncate, covered with a silvery-white pubescence; elytra closely punctured, each puncture with a short white procumbent hair, at the base an oblong patch of reddish brown extending nearly to the middle, the apex pointed; body beneath with a close silvery pile; legs glossy black, the anterior tibiæ and tarsi luteous; antennæ with the basal and second joints black, shining, the remainder pale brownish. Length 4 lines.

## MIMISTENA.

*Antennæ setaceæ, scapo pyriformi.*

*Caput collo subconstricto, prothorace angustius.*

*Tarsi postici et intermedii elongati.*

*Elytra integra.*

Head not elongate anteriorly, slightly constricted behind, the forehead broad. Eyes lateral, narrowly emarginate, not approximate above. Antennæ setaceous, longer than the body, ciliated beneath; the scape pyriform; third joint longest; the fourth short; the next two gradually increasing in length; the seventh to the tenth slightly decreasing; the eleventh as long as the third. Prothorax broader than the head, subcylindrical, but flattish above, constricted anteriorly. Elytra not wider than the prothorax, rather contracted behind the shoulders, entire. Legs unequal; femora thickened towards the apex; tibiæ slender; tarsi with the basal joint of the intermediate and posterior pair elongate.

The longer setaceous antennæ and entire elytra will distinguish this genus from any of the Asiatic *Rhinotraginæ*. Whether the South American genera *Rhopalophora*, *Cosmisoma*, *Disaulax*, and others should be kept apart, as M. J. Thomson has done in his 'Essai,' although not in his more recent 'Systema,' is a question that I will not at present undertake to decide. Certainly *Mimistena* would point to their union.

**MIMISTENA FEMORATA.** (Pl. XLI. fig. 6.)

*M. nigra, nitida; scutello niveo; elytris viridi-metallicis; antennis in medio pallidis.*

Black, glabrous, shining; head finely punctured, with short raised vertical lines in front and between the antennæ; prothorax impunctate anteriorly, the disk behind the constricted portion irregular and finely punctured; scutellum rounded, covered with a snowy-white silky pubescence; elytra dark metallic green, irregularly punctured, the apex pointed; body beneath and legs glossy black; antennæ with the sixth, seventh, and eighth joints nearly white. Length 5 lines.

**PLUTONESTHES.**

*Plutonesthes*, J. Thomson, Syst. Ceramb. p. 160.

**PLUTONESTHES CROCATA.** (Pl. XLII. fig. 2.)

*P. nigra, pilosa; prothorace elytrisque aurantiacis; corpore infra cyaneo-chalybeato.*

Black, with long scattered erect hairs; head closely punctured, much constricted behind the eyes; prothorax narrow, covered with a silky orange pubescence; scutellum triangular; elytra four times as long as the prothorax, the sides parallel at the base, but gradually expanding before the middle, and rounded at the apex, covered with a coarse silky orange-coloured pubescence, darker or brownish at the apex; body beneath bright steel-blue; legs glossy black; antennæ opaque black, hairy at the base. Length  $4\frac{1}{2}$  lines.

M. J. Thomson's *P. rufipennis* differs from the above, according to his description, in its roughly punctured prothorax. He makes no mention of the long scattered hairs and glossy steel-blue of the under surface; and therefore I do not hesitate in considering it distinct. Another nearly allied species is in my collection from Singapore with shorter legs and apex of the elytra blue black.

**ERYTHRINÆ.**

**ERYTHRUS.**

*Erythrus*, White, Catal. Long. Brit. Mus. p. 142.

*Pseudoleptura*, J. Thomson, Essai, &c., p. 148.

**ERYTHRUS IGNITUS.**

*E. niger; prothorace coccineo, utrinque vittis duabus nigris; elytris coccineis, lateraliter fortiter declinibus, apice nigra.*

Black; head closely punctured; prothorax closely granulated, bright vermillion, its anterior border and a lateral stripe on each side, not reaching to the base, black; scutellum small, transverse; elytra brilliant vermillion, posteriorly black, covered with finely granular points, strongly declivous at the side, the sutural angle at the apex slightly produced; body beneath black, the sterna subnitid, the abdomen opaque; legs and antennæ black. Length 9 lines.

**ERYTHRUS LACERTOSUS.**

*E. niger; prothorace coccineo, nigro bimaculato; elytris coccineis, lateraliter fortiter declivibus, tertia postica nigra.*

Black; head small, finely and closely punctured; prothorax vermillion, slightly nitid, rather coarsely punctured comparatively, the intervals subgranulose, two black closely punctured round slightly elevated spots on the middle, the space between them shortly keeled; scutellum subtriangular; elytra bright brick-red, opaque, minutely punctured throughout, the intervals subgranulose, sides distinctly declivous, the posterior third or nearly so black, the apex dehiscent, the suture produced into a short triangular point; body beneath from the anterior coxæ black, the pectus anterior to them red; legs and antennæ short. Length 12 lines.

**ERYTHRUS APICULATUS.**

*E. niger; prothorace coccineo, nigro bilineato; elytris coccineis, lateraliter fortiter declivibus, apice nigris, ad suturam elongato-productis.*

Black, except the prothorax, scutellum, and elytra; head with a few reddish hairs on the vertex and around the eyes; prothorax reddish vermillion, covered with shallow punctures, the middle with two mamilliform tubercles, and two black stripes with an intermediate subobsolete spot, the sides black; scutellum transverse, rounded behind, reddish; elytra vermillion, black at the apex, covered with numerous shallow minute punctures and a fine sparse vermillion pubescence, the sides declivous, apex at the suture strongly produced; body beneath opaque black; legs short; antennæ with the third joint somewhat dilated. Length 8 lines.

**ERYTHRUS ATRICOLLIS.**

*E. omnino niger, elytris exceptis; prothorace carina postica instructo; elytris apice subchalybeato-nigris, lateribus vix declivibus.*

Entirely black, except the elytra; head more elongate below the eyes, the neck granulose; prothorax closely punctured, an elevated median line or carina posteriorly; scutellum transverse, pointed behind; elytra vermillion, the apex black tinged with blue, closely punctured, the intervals granulose throughout, the conjoined apices rounded; body beneath black, with a slight silvery pubescence on the abdomen; legs longer than in the preceding; antennæ with the third joint nearly cylindrical. Length 7 lines.

*Erythrus* differs from the next genus, *Pyrestes*, principally in its short prothorax; in other characters there are variations: but the two, although closely allied, are distinguishable at a glance. The sculpture of the prothorax and elytra is somewhat peculiar. It consists of minute crowded punctures, especially on the elytra, with the intervals so raised as to give them the appearance of being equally minutely granulated, shagreened as it were; pubescence is almost wanting, except in *E. apiculatus*. *Erythrus* used by Mr. Walker for a genus of *Chalcididae* was never anything but a catalogue name, and therefore it does not appear to me to be necessary to change Mr. White's.

#### PYRESTES.

*Pyrestes*, Pascoe, Trans. Ent. Soc. ser. 2. iv. p. 96.

PYRESTES POLITUS. (Pl. XLII. fig. 6.)

*P. niger, nitidissimus; elytris impunctatis, apicibus subbimucronatis, late coccineis, macula præapicali excepta; abdomine rufo, nitido.*

Deep black, except the elytra, and very smooth and glossy; head rather broad below the eyes, finely punctured; prothorax at the apex nearly as broad as the head, transversely striate anteriorly, and nearly impunctate; scutellum oblong, very convex, narrowed behind; elytra less than twice as long as the head and prothorax, impunctate, rich glossy vermilion, except a large black præapical spot, the base irregularly furrowed on each side of the scutellum, the sides with a strongly marked raised margin, the apices emarginate, with the sutural angle mucronate, and the external only slightly produced; abdomen dark vermilion, shining, sterna black; legs rather stout; antennæ with the third joint shorter than the scape, fourth shortest of all, except the second. Length 10 lines.

Distinguished, *inter alia*, from *P. eximius*, which are the only two glossy species at present known, by its bimucronate elytra.

PYRESTES SCAPULARIS. (Pl. XLII. fig. 5.)

*P. niger, opacus; prothorace elytrisque (sutura, apice scapulisque exceptis) coccineis, his apicibus extus rotundatis, ad suturam mucronatis; abdomine nigrescente.*

Head black, narrowed below the eyes and sparingly punctured, the vertex closely punctured; prothorax at the vertex as broad as the head, deep vermilion, black at the sides and the anterior border, with deep crowded punctures; scutellum narrowly triangular, concave; elytra bright vermilion, the suture, shoulders, and apex black, closely punctured, the punctures coarser at the base, the intervals subgranulose, the apices rounded externally but slightly mucronate at the suture; body black, but having a reddish tinge on the abdomen; legs short; antennæ with the third joint longer than the scape, the fourth not shorter than the four or five terminal joints. Length 8 lines.

**PYRESTES VIRGATUS.** (Pl. XLII. fig. 4.)

*P. niger, opacus; prothorace elytrisque coccineis, illo vitta nigra mediana, his sutura apice scapulisque nigris, apicibus conjunctim rotundatis.*

Black, except the prothorax and elytra; head a little narrowed below the eyes, and comparatively rather coarsely punctured; prothorax longer and narrower than in any of the above, its posterior border scarcely broader than the anterior, vermilion, with a narrow median stripe and its sides black, coarsely and deeply punctured, the interstices anteriorly forming slightly waved transverse lines; scutellum narrowly triangular; elytra rather narrow at the base, vermilion, the suture, shoulders, and apex black, closely and deeply punctured and much more coarsely at the base, the apex rounded and without any mucro; body beneath black; legs short; antennæ with the third joint longer than the scape, the fourth as long as the penultimate, the sixth to the tenth inclusive broadly dilated. Length  $4\frac{1}{2}$  lines.

**PYRESTES NIGRICOLLIS.**

*P. niger, opacus; elytris (sutura, apice scapulisque exceptis) coccineis, apicibus extus rotundatis, ad suturam submucronatis; abdomine apicem versus rufescente.*

Black, except the elytra; head narrow and elongate below the eyes, closely punctured on the vertex; prothorax black, rather suddenly constricted anteriorly and as broad as the head, covered with deep somewhat crowded punctures; scutellum narrowly triangular, raised at the sides; elytra rather narrow, scarcely broader posteriorly, vermilion, the suture, shoulders, and apex black, closely punctured, the punctures much coarser at the base, the intervals subgranulose, the apex of each rounded externally, but having a slight mucro at the suture; body beneath black, the last two or three abdominal segments reddish; legs rather slender; antennæ with the third joint longer than the scape, the fourth as long as the last four or five joints. Length 6 lines.

All the species (eight) of this genus are very distinct, as a comparison of their diagnostic characters will show. Mr. Wallace appears to have met with only a single example, *P. eximius*, at Sarawak. Mr. Bowring found *P. cardinalis* not uncommonly at Hong Kong. The other two, *P. miniatus* and *P. hæmaticus* are from Northern India and Northern China respectively.

**CALLICHROMINÆ.****CHLORIDOLUM.**

*Chloridolum*, J. Thomson, Syst. Ceramb. p. 174.

**CHLORIDOLUM THOMSONI.**

*Callichroma thomsoni*, Pascoe, Trans. Ent. Soc. ser. 2. v. p. 24.

Taken also by Mr. Wallace at Singapore and Sarawak. One of Mr. Lamb's specimens is an inch in length.

#### CHLORIDOLUM CINNYRIS.

*C. angustatum*, *aureo-viride*; *prothorace apice subtilissime transversim striato*; *scutello obsolete punctato*; *elytris vittis tribus cyaneo-viridibus ornatis*; *antennis pedibusque chalybeato-cyaneis*.

Narrow, golden-green; head finely punctured, and slightly vertically striated between the eyes; prothorax oblong, broader than the head, finely transversely striated, on the depressed apical portion the striae are nearly obsolete; scutellum triangular, scarcely punctured; elytra covered with small crowded punctures, the suture and sides striped with bluish green; body beneath greenish golden-yellow; legs glossy chalybeate blue, the posterior very long, the intermediate and anterior femora greenish; antennae with the scape green, the remaining joints purplish blue deepening into blackish. Length 6 lines; posterior legs 10 lines.

A more slender form than *C. thomsoni*, the apex of the prothorax very faintly striated, not more strongly than the rest as in *C. thomsoni*, and the scutellum so finely punctured that it might almost be said to be impunctate, while in *C. thomsoni* the punctures are coarser than those on the elytra. *Chloridolum* has been separated from *Aromia* (*Callichroma*) on account of its more slender antennae and legs. As in many other cases, this is only a question of degree; but these characters, vague though they be, appear to mark a tolerably natural section of the old genus *Callichroma*. It is worth remarking that, taking *Callichroma* in its widest sense, Mr. Wallace found twenty-nine species scattered among the islands of the Malayan archipelago, including New Guinea, while only a single specimen (*C. cinderella*, White) is known from Australia. In other respects the genus is cosmopolitan.

There is also in the collection a single female of a species belonging apparently to M. Thomson's genus *Leontium*.

#### PACHYTERIA.

*Pachyteria*, Serville, Ann. Soc. Ent. de France, t. 11. p. 553 (1834).  
*Niræus*, Newman, Charlesworth's Mag. Nat. Hist. iv. p. 194 (1840).

#### PACHYTERIA EQUESTRIS.

*Niræus equestris*, Newman, Entom. p. 79.

Mr. Newman described this magnificent insect from a specimen, without a locality, in the then collection of this Society. It differs from the next species in its more transverse prothorax strongly angulated at the sides, the distinctly separated punctures, the rounded non-dehiscent elytra, and antennae with the five terminal joints black. In their bright and strongly contrasted colours they are otherwise almost alike.

**PACHYTHERIA SPECIOSA.** (Pl. XLIII. fig. 5.)

*P. subglabra, coccinea, nitida; capite dimidio apicali, elytris et corpore infra viridi- vel cyaneo-chalybeatis; pedibus atris; antennis flavis, articulis duobus basalibus luteis.*

Nearly glabrous, shining; head dark metallic green, closely and finely punctured; lips luteous; mandibles and eyes black; prothorax bright scarlet, sharply sulcated anteriorly, closely punctured, the punctures more or less confluent, the intervals, especially at the sides, thrown up into well-marked transverse corrugations, sides rounded and with a short tooth-like angle in the middle; scutellum black, narrowly triangular; elytra with the basal half bright scarlet, the rest dark metallic green, closely punctured, gradually tapering from the base, the apices narrow, slightly dehiscent, and subtruncate; body beneath glossy bluish or greenish; legs black; antennæ lemon-yellow, the two basal joints luteous. Length 12 lines.

**PACHYTHERIA LAMBII.** (Pl. XLIII. fig. 6.)

*P. subglabra, subnitida; prothorace rufo; elytris subflavis, dimidio apicali pedibusque viridi- vel chalybeato-nigris; antennis subflavis, articulis quatuor basalibus nigris; corpore infra violaceo.*

Nearly glabrous, subnitid; head dark green, thickly punctured; lip and mandibles dark glossy brown; eyes black; prothorax dull red, slightly sulcated anteriorly, closely punctured, the disk corrugated laterally, sides with a strong tooth-like angle; scutellum black, narrowly triangular; elytra lemon-yellow on the basal half, the rest black with a greenish tint, closely punctured, the dark posterior half very minutely, gradually tapering from the base, the apices somewhat narrow and slightly dehiscent; body beneath and legs dark blue- or violet-black; antennæ lemon-yellow, the four basal joints black. Length 10 lines.

**PACHYTHERIA VIRESCENS.** (Pl. XLIII. fig. 2.)

*P. subglabra, viridi-metallica; prothorace læte rufo-brunneo; antennis flavis, articulis quinque basalibus, scapo excepto, nigris.*

Nearly glabrous, bright metallic green; head closely punctured; mandibles black; prothorax of a rich chocolate-brown colour, doubly sulcated anteriorly, with well-marked transverse corrugations over the entire disk, the intervals finely punctured, the sides strongly angulated, the angle terminating in a short tooth; scutellum narrowly triangular; elytra gradually narrowing from the base, finely punctured throughout, the apices rounded; body beneath and legs glossy metallic green; antennæ with the scape dark green, the four succeeding joints black, the remainder lemon-yellow. Length 14 lines.

**PACHYTHERIA SPINICOLLIS.** (Pl. XLIII. fig. 4.)

*P. hirsuta, brunneo-lutea; capite prothoraceque æneo-fuscis, hoc*



*confertim punctato et utrinque fortiter spinoso; scutello nigro; corpore infra toto violaceo.*

Covered with minute erect stiffish hairs, dark but very clear luteous, approaching to chestnut-red on the elytra; head and prothorax dark brassy brown, with numerous small crowded punctures, the latter with a very strong angular spine on each side; scutellum narrowly triangular, black; elytra covered with minute crowded punctures, each with three slightly raised longitudinal lines, the apices broadly truncate; body beneath and anterior and intermediate coxæ dark glossy violet; antennæ and legs uniformly brownish luteous, the posterior coxæ black. Length 18 lines.

#### PACHYTERIA INSIGNITA.

*P. hirsuta, brunneo-lutea; capite prothoraceque æneo-fuscis, hoc rugoso-punctato et utrinque angulato; elytris apicem versus nigricantibus; medi-pectore et abdomine violaceis.*

Resembles the last, but the prothorax with the punctures more or less confluent, giving it a rugose surface, and its sides rounded anteriorly and produced into a broad angular process, terminating in a blunt tooth or tubercle, the posterior third of the elytra bluish black, their apices narrowly emarginate, the middle of the posterior thighs and three terminal joints of the antennæ black, the ante- and medipectus of the same brassy colour as the prothorax, and the coxæ more or less luteous. Length 18 lines.

#### PACHYTERIA STRUMOSA. (Pl. XLIII. fig. 3.)

*P. hirsuta, brunneo-lutea; capite æneo-fusco, prothorace rugoso-punctato, utrinque valde rotundato, mutico, in medio æneo-fusco; elytris apicem versus nigrescentibus.*

In many respects similar to the two preceding, but the prothorax strongly rounded at the sides, without any spine or tooth, luteous chestnut, with the greater part of the disk dark brassy brown, the same colour as the head, and this portion as distinctly defined as if it had been a piece let in; posterior third of the elytra or thereabouts black, tinged with purple, their apices narrowly emarginate; intermediate femora and posterior legs, except their tarsi, blackish; abdomen and postpectus glossy violet; medipectus and prosternum dark brassy brown; antennæ luteous, with the last three and part of the eighth joints black. Length 15 lines.

I am unable to separate in any way Mr. Newman's genus *Niræus*, founded on a species from the Tenasserim coast, from *Pachyteria*, which was at that time probably unknown to him. The genus is one of the handsomest among the Coleoptera, and hitherto has been limited, excluding the *Niræi*, to *P. fasciata*, Fab., and *P. bicolor*, Parry\*. The latter, from Java, is allied to *P. insignita*. All the species here mentioned discharged a yellowish acrid fluid when handled—Mr. Lamb believes, from the abdomen. The genus is cha-

\* Trans. Ent. Soc. v. p. 182, pl. 18. f. 5.

racterized, *inter alia*, by the clypeus or lowermost part of the face being produced so as to form a kind of pedicel for the lip.

#### CLYTINÆ.

##### CLYTANTHUS.

*Clytanthus*, J. Thomson, Syst. Ceramb. p. 190.

*Anthoboscus*, Chevrolat.

##### CLYTANTHUS ANNULARIS.

*Callidium annulare*, Fabricius, Mant. Ins. i. p. 156; Olivier, Entom. iv. no. 70. p. 48, pl. 7. f. 74.

This species ranges from India and South China to Sydney. It is the type of M. Chevrolat's genus *Chlorophorus*, which, according to its author, only differs from the present in its more slender antennæ and very globose prothorax. Another species in the collection is allied to *Clytanthus glaucinus*, Bois. (*Perissus*, Chev.), and a third species to *C. sumatrensis*, Lap. et Gory. A new genus, of which I have four or five species, is also represented in the collection.

#### XYLOTRECHUS.

*Xylotrechus*, Chevrolat, Ann. Soc. Ent. de France, 1860, p. 456.

##### XYLOTRECHUS AUSTRALIS.

*Clytus australis*, Laporte de Castelnau et Gory, Monog. du G. Clytus, p. 99, pl. 19. f. 118.

This species is also very widely distributed. I have specimens from Sumatra, Borneo, Celebes, Amboyna, Aru, and New Guinea; latterly I have received it from Queensland.

#### DEMONAX.

*Demonax*, J. Thomson, Essai, &c., p. 226; Syst. Ceramb. p. 191, sub *Acrocyrta*.

##### DEMONAX MACILENTA.

*Acrocyrta macilenta*, Chevrolat, Rev. et Mag. de Zool. p. 82.

M. Chevrolat places this species, together with several others, in my genus *Acrocyrta*; and, in his 'Systema,' M. Thomson sinks *Demonax* as a synonym of it. I am not prepared at present to adopt this view, as I think *Acrocyrta*, in the short broad basal joint of the anterior tarsi, long antenæ, with the terminal hook in the males, and the short elytra, is sufficiently distinct. M. Chevrolat, in his "Clytides d'Asie," &c., published in the 'Memoirs' of the Liège Society, misquotes the volume and page of the work in which my description was published, and makes me write *Apocyrta*. Another and much smaller species is in the collection.

PROC. Zool. Soc.—1866, No. XXXIV.

## BICON.

*Oculi rotundati, integri.*

*Antennæ breves, articulis terminalibus septem dilatatis.*

*Prothorax ovatus.*

*Tarsi breviusculi, æquales.*

Head not constricted behind, quadrate in front, slightly prolonged into a muzzle, a carina on each side below the antennary tuber. Eyes round, entire. Antennæ short, distant at the base; the scape shortly cylindrical; third joint longest; the rest gradually shorter and more or less dilated unilaterally, especially from the sixth; the last broadly ovate, pointed. Prothorax oblong, ovate, convex, bisinuate at the base. Elytra rather elongate, narrow. Legs moderate; femora rather thickened towards the apex, the intermediate and posterior of equal length; tarsi short, equal. Anterior acetabula nearly entire. Pro- and meso-sterna simple.

Allied to *Epipedocera*, Chev., but with differently formed antennæ and prothorax. In the former respect it approaches *Euryarthrum*, and so far serves to connect that genus with the more normal forms of the *Clytina*.

## BICON SANGUINEUS. (Pl. XLI. fig. 8.)

*B. niger; prothorace elytrisque, apice excepto, sanguineis; subtus argenteo pilosus; abdominis segmentis tribus apicalibus glabris, fusciscentibus.*

Black; prothorax and elytra, except at the apex, blood-red; body beneath covered with a close silvery pubescence, the last three segments of the abdomen glabrous, brownish; head finely and thickly punctured; antennæ also punctured, towards the end paler, with a delicate silvery pile; prothorax not much broader than the head, covered with coarser and more crowded punctures; scutellum subcordiform; elytra subseriate-punctate, more irregularly posteriorly, the intervals more or less granulose, the apices bimucronate; femora and tibiæ coarsely punctured, clothed with a few whitish hairs; intermediate and posterior tibiæ slightly curved; tarsi with a sparse silvery pile. Length 5 lines.

## DERE.

*Dere*, White, Catal. Long. Brit. Mus. p. 248.

## DERE MARGINATA.

*D. rubra; capite, lateribus prothoracis et elytrorum nigris.*

Brick-red; head, and prothorax and elytra at the sides, black; body beneath silvery white; antennæ black, greyish towards the apex; legs blackish, with a silvery pubescence, which is densest at the base of the femora; head and prothorax covered with close shallow punctures; elytra with a closely granulated surface, the apices much more decidedly bimucronate than in *D. thoracica*. Length 4 lines.

*Dere thoracica*, the type of the genus, was originally discovered

by Mr. Fortune in the north of China, and it has since been found commonly on the coasts of Mantchuria mixed with numerous European or boreal forms. The occurrence, therefore, of a second species so remote from the locality of the first is very interesting.

#### SIGEUM. .

*Caput inter oculos planatum, subdilatatum.*

*Antennæ apicem versus serratæ, art. tertio scapo longiore.*

*Pedes postici graciles, elongati.*

This genus differs from *Euryarthrum*, Bl. (*Blemmya*, Pasc.), in its longer and narrower antennæ, more distant at the base, the broader flattish forehead, and long attenuated posterior legs. The elytra are in no wise carinated; and, owing to the weaker and more slender form, the habit is notably dissimilar.

#### SIGEUM HUMERALE. (Pl. XLI. fig. 2.)

*Blemmya humeralis*, Pascoe, Trans. Ent. Soc. ser. 2. iv. p. 99.

In Mr. Lamb's specimen the lines on the elytra, instead of being white, are yellow. Mr. Wallace once took it in Singapore.

#### EURYARTHNUM.

*Euryarthrum*, Blanchard, Hist. Nat. des Insectes, t. ii. p. 149 (1845).

*Blemmya*, Pascoe, Trans. Ent. Soc. ser. 2. iv. p. 42 (1856).

No less than six new species are in this collection, all with the terminal joints of the antennæ from the sixth, or in two from the seventh, inclusive, ochreous yellow. Two of these species, *E. carinatum* and *E. lambii*, are in other respects almost identical with *E. albocinctum* and *E. bifasciatum* respectively, confined, so far as we know at present, the former to Singapore and Sarawak, the latter to Sarawak only. In general form and coloration they are strikingly alike, and in the latter respect are imitated by *Asmedia*, which, as we shall see, has the antennæ of *Pachyteria*, some species of this genus having those organs coloured precisely in the same remarkable manner. All the *Euryarthra* are intensely black, very closely and finely punctured, especially on the prothorax, and are furnished above with one or more bands of silky white or yellowish hairs. The under surface is clothed with a thin delicate silvery pile, the shade varying according to the light; but generally it is more condensed, forming well-marked lines, on the edges of the abdominal segments and sterna. The pubescence is so slight on the legs that it can only be detected by a good lens. In many individuals the basal abdominal segment is very large, the others being reduced to mere rings. I am not satisfied whether this is merely sexual or not. The most striking peculiarity, however, of this genus is a well-marked rim round the elytra similar to that of some of the *Tenebrionidae* amongst the *Heteromera*, but not closely embracing the abdomen.

**EURYARTHURUM NODICOLLE.** (Pl. XLII. fig. 7.)

*E. atrum*; *prothorace lateraliter subtrinodoso*; *elytris bifasciatis, supra planatis, apice singulatim biapiculatis*; *antennarum articulis ultimis sex rufo-ochraceis*.

Black; mesial line on the vertex nearly obsolete; prothorax irregular at the side, slightly trinodose, a yellowish line along the posterior margin; scutellum small, triangular, yellowish; elytra flat above, declivous at the sides, the apex of each biapiculate, the inner apiculus a prolongation of the sutural line, two yellowish bands at equal distances from each other and the base and apex; antennæ with the last six joints reddish yellow. Length 11 lines.

**EURYARTHURUM LAMBII.**

*E. atrum*; *prothorace lateraliter obsolete nodoso*; *elytris bifasciatis, planatis, apice singulatim biapiculatis*; *antennarum articulis ultimis quinque rufo-ochraceis*.

Black; mesial line confined to a narrow well-marked impression between the eyes; prothorax slightly irregular at the sides, a white line along the posterior margin; scutellum subtriangular, black; elytra flat above, declivous at the sides, the apex of each biapiculate, two white bands at equal distances from each other and the base and apex; antennæ with the last five joints reddish yellow. Length 8-10 lines.

**EURYARTHURUM CARINATUM.**

*E. atrum*; *prothorace latiore, lateraliter obsolete nodoso*; *elytris medio unifasciatis, planatis, depressis, utrinque carinato-declivis, apice singulatim biapiculatis*; *ant. art. ult. sex rufo-ochraceis*.

Black; mesial line well marked between the eyes, and joining the transverse impression below them; prothorax much broader and more transverse than in the two preceding species, obsoletely nodose at the side, bordered with a white line posteriorly; scutellum triangular, white; elytra flat or almost concave above, especially posteriorly, the angle at the commencement of the declivous portion strongly marked, or even ridged, the apex of each shortly biapiculate, a single whitish band nearly in the middle, slightly interrupted, however, as it crosses the ridge; antennæ with the last six joints reddish yellow. Length 6-7 lines.

**EURYARTHURUM INTERRUPTUM.**

*E. atrum*; *prothorace lateraliter rotundato*; *elytris bifasciatis, planatis, depressis, utrinque minus declivis, apice obsolete truncatis*; *ant. art. ult. sex rufo-ochraceis*.

Black; mesial line deeply cut between the eyes and joining the transverse impression below them; prothorax rounded at the sides, bordered with white posteriorly; scutellum small, triangular; elytra flat, particularly at the base, less declivous, and without trace of a

ridge, the apex nearly rounded or very slightly truncate, two white bands, the anterior interrupted at the suture and declivous portion, and placed midway between the base and posterior band, the latter continuous or nearly so, and much nearer to the anterior band than to the apex; abdomen sometimes entirely black; antennæ with the last six joints reddish yellow. Length 6-7 lines.

**EURYARTHURUM EGENUM.**

*E. atrum; elytris bifasciatis, basi paulo planatis, haud declivis, apice rotundatis; ant. art. ult. quinque vel sex rufo-ochraceis.*

Black, with a narrow mesial line between the eyes, and a circular impression beneath them; prothorax slightly produced at the sides, margined with white posteriorly; scutellum small, triangular; elytra depressed at the base, very slightly flattened, not declivous at the sides, the apex rounded, two white bands, the anterior interrupted at the suture and side, the posterior continuous, the first a little nearer the base than the second is to the apex; antennæ from the apex of the sixth or seventh joints reddish yellow. Length 6 lines.

**EURYARTHURUM ATRIPENNE.**

*E. supra totum atrum, margine postico prothoracis excepto; elytris planatis, apice oblique truncatis; ant. art. ult. sex rufo-ochraceis.*

Black, with a deeply impressed mesial line between the eyes and a circular impression beneath them; prothorax somewhat oblong, the sides nearly round, the posterior margin edged with white; scutellum small, subtriangular; elytra entirely black, flattened, the sides doubly declivous (forming two lines), the apex obliquely truncate; antennæ with the last six joints reddish yellow. Length 6 lines.

**ASMEDIA.**

*Antennæ apicem versus crassiores, articulis haud planatis.*

*Prothorax lateraliter angulatus.*

*Prosternum haud productum.*

Head elongate, rather concave below the eyes; mandibles produced. Eyes large, lateral, narrowly emarginate. Antennæ shorter than the body, moderately distant at the base; the scape short, obconic; the third joint longest; the remainder gradually thicker to the eighth, not flattened or produced at the apex. Prothorax short, broader than the head; the sides angulated. Elytra narrow; the sides gradually receding to the apex. Legs unequal; the posterior pair elongate. Anterior coxæ globose; their acetabula narrowly angulated. Prosternum not produced. Mesosternum simple.

The species on which this genus is founded bears an extraordinary resemblance to *Euryarthrum*, but its antennæ are those of *Pachytetia*, two genera certainly very different in general appearance, notwithstanding many characters in common; and, the latter being closely related to *Callichroma*, we might be led to regard all these

genera as portions of one group (*Callichrominae*) as M. Thomson, without any knowledge of the species before us, has done. Again, looking to the genera connected with *Buryarthrum* (such as *Homalomesa* and *Prothema*), and in a less degree with *Dere*, *Obrida*, and *Typhoceis*, we are led away to the *Clytinae* without being able to draw any satisfactory line between them. Such facts may serve to show the risk of our failing to recognize any affinity between two genera apparently widely different, but connected by intermediate forms (in many instances remaining to be discovered), and prepare us for the discrepancies which may occur in the views even of the same author.

ASMEDIA MIMETES. (Pl. XLI. fig. 11.)

*A. atra; elytris albo bifasciatis; antennis apicem versus ochraceis.*

Deep black; head and prothorax finely and very closely punctured; scutellum triangular; elytra very minutely punctured, two narrow white hairy bands dividing them into nearly three equal parts, the apex rounded; body beneath dark steel-blue, with a short silvery white pubescence; antennæ gradually passing into ochraceous yellow from the fourth joint, the last five entirely ochraceous. Length 9 lines.

CERAMBYCINÆ.

CERAMBYX.

*Cerambyx*, Linné, Syst. Nat. ed. 12. i. s. 2. p. 621; Serville, Ann. Soc. Ent. de Fr. iii. p. 13.

CERAMBYX PRUINOSUS.

*C. purpureo-fuscus; elytris confertissime punctatis, pilis subtilissimis dispersis, apicibus emarginatis, extus mucronatis; antennis pedibusque rufescentibus.*

Dark purplish brown, subnitid; head finely punctured, grooved between the antennæ, the middle of the groove with a short strongly marked carina, below this a transversely impressed circular line; prothorax about equal in length and breadth, with a small prominent spine on each side, the disk with numerous short irregular corrugations; scutellum triangular; elytra minutely punctured, the punctures very close together between very delicate short transverse ridges, each mostly having at its base a short silvery hair (giving an appearance to the naked eye suggestive of the bloom on the plum), apices slightly emarginate, the outer angle with a short stout macro; body beneath dark chestnut-brown, minutely pubescent; legs yellowish brown, the tibiæ and tarsi paler, a dark ring at the extremity of the femora; antennæ not longer than the body (♀), pale reddish, darker at the base. Length 11 lines.

The sole example in the collection appears to be a female, and is, I think, more suggestive of *C. denticornis*\* of Fabricius than of any European species.

\* This and a few other species will, however, scarcely fit into any of the genera into which latterly even the restricted genus *Cerambyx* has been divided.

## NEOCERAMBYX.

*Neocerambyx*, J. Thomson, Essai, &c. p. 194.

## NEOCERAMBYX LAMBIT.

*N. fuscus*; *prothorace in medio longitudinaliter bisulcato, transverse profunde striato, striis subcurvatis, regularibus*; *elytris velutinis, griseo-argenteis, apicibus fortiter bispinosis*.

Dark brown; head broadly grooved between the eyes, with a strongly marked longitudinal crest dividing it, under each antennary tuber a deep fovea; prothorax with two longitudinal grooves meeting anteriorly, space between them and the sides regularly and deeply-striated transversely, the striæ slightly curved, these and the impressions on the head clothed more or less with glossy yellowish hairs; scutellum triangular; elytra closely covered with a velvety greyish-silvery pubescence, varying in large dark and silvery patches according to the light, apices strongly bispinose; body beneath and legs dark brown, with a greyish pile; antennæ in the male very long, the third and fourth joints nodose, the fifth and some of the following with a short spine at the apex. Length 16 lines.

Nearly allied to *N. aurifaber*, White, but the transverse striæ on the prothorax fewer, larger, and not at all twisted or intermixed as in that species.

## NEOCERAMBYX ? INTRICATUS.

*N. fuscus*; *prothorace profunde foveato-impresso, interstitiis intricato-reticulatis*; *elytris subtiliter griseo pubescentibus, serricatis, apicibus oblique truncatis, ad suturam mucronatis*.

Dark brown, mostly covered with a delicate greyish pubescence having a silky texture, particularly on the elytra; head finely grooved between the eyes, a transverse ring-like impression in front; prothorax covered with deep slightly oblique foveæ, the intervals forming a twisted net-like series of lines clothed with greyish hairs; scutellum triangular; elytra somewhat silky, uniformly greyish, but varying in certain lights, the apices oblique, with the sutural angle mucronate; body beneath and legs brown, shining, with a sparse greyish pile; antennæ (♂) twice as long as the body, with the third joint two or three times as long as the scape, scarcely nodose, (♀) scarcely longer than the body, third joint twice as long as the scape, the fifth and following joints dilated on one side. Length 17 lines.

This species can only be provisionally retained in *Neocerambyx*, as it forms an exception on account of the long third joint of the antennæ, but the whole subfamily requires a thorough revision; all I can see clearly is that we have either too many or too few genera. Since M. J. Thomson proposed *Neocerambyx* in his 'Essai,' he has separated from it *Hoplocerambyx*, *Pachydissus*, Newm., *Conothorax*, and *Tapinolachnus*, leaving the characters he would now assign to it doubtful. *N. lambii*, however, and several others, including the



type *N. paris*, appear to form a natural group sufficiently distinct from the European typical *Cerambyces*.

### HOPLOCERAMBYX.

*Hoplocerambyx*, J. Thomson, Syst. Ceramb. p. 229.

#### HOPLOCERAMBYX RELICTUS.

*H. fuscus*, *pube grisea tectus*; *capite pone oculos breviusculo*, *fronte haud impressa*; *prothorace transverse striato*, *interstitiis interruptis*, *pubescentibus*.

Dark brown, with a fine greyish pubescence; head but slightly lengthened behind, rather strongly grooved between the eyes, without, or with a very indefinite impression in front; prothorax with transverse shallow striæ, the interstices interrupted and pubescent, except at the base and apex; scutellum triangular; elytra with a delicate slightly silky pubescence, the light reflecting broad transverse wavy bands, the apices oblique, mucronate at the suture; body beneath and legs dark brown, shining, with a thin greyish pile; antennæ in the female about two-thirds as long as the body, the scape slightly shorter than the third joint. Length 18 lines.

I have described this from a specimen in my own collection from Singapore, but I am not certain that it may not turn out to be a small example of *H. morosus*. It is quite evident that the species of this and the two preceding genera are very variable; and I question, if a large series could be obtained, if many of them would be found to have any reliable specific characters at all. The males of this genus have, so far as I have seen, naked and strongly punctured antennæ, while in the females they are pubescent and, except the scape, impunctate.

### DIALEGES.

*Dialeges*, Pascoe, Trans. Ent. Soc. ser. 2. iv. p. 46.

DIALEGES PAUPER, Pascoe, *op. cit.* p. 47, pl. 16. f. 7.

Found also in Sarawak by Mr. Wallace.

### IMBRIUS.

*Antennæ in utroque sexu plus minusve serratæ*; *scapo integro*.

*Oculi grosse granulati*, *ad os approximantes*.

*Prothorax oblongus*, *muticus*.

*Pedes æquales*; *femora in medio incrassata*.

Head small, narrow, more or less exserted. Eyes broadly emarginate, almost contiguous above and approximating to the mouth below, the facets large. Antennæ as long as the body; the scape short, entire at the apex; third and fourth joints generally not longer than the scape, more or less nodulous in the males; the rest, except the last, dilated unilaterally towards the apex. Prothorax oblong, scarcely broader than the head, subcylindrical, the sides rounded and unarmed, the base nearly straight or only slightly sinuated.

Elytra narrow, nearly parallel at the sides, the apex truncate or entire. Legs short, equal; femora thickened in the middle; tarsi as long as their tibiae, the posterior with the three basal joints subequal. Pro- and meso-sterna simple.

Among the *Cerambycinae* with an unarmed prothorax this genus will be distinguished by its serrated antennae, which cuts it off from *Calpasia*, *Dialeges*, and others; and its large faceted eyes will prevent its being confounded with *Lachnopus*. I have already published a member of this genus under the name of *Cerambyx mica-ceus* (Trans. Ent. Soc. ser. 2. iv. p. 237), at the same time pointing it out as a "form apart" from the true species of *Cerambyx*. In all there is a deep groove on the vertex extending to between the upper portions of the eyes, which it just divides. The three species here described are distinguished by the sculpture of the prothorax and the form of its apex.

IMBRIUS LINEATUS. (Pl. XLI. fig. 12.)

1. *fusco-brunneus*; *prothorace profunde et irregulariter sulcato, inter sulcos tuberculis sitis, apice producto, bidentato; elytris vittis griseo pubescentibus indutis.*

Reddish brown; head with scattered greyish hairs; eyes separated above only by the deep vertical groove; palpi and antennae ferruginous, the latter with the third, fourth, and fifth joints nodulous in the male, and the third longer than the second; in the female the second is longest; prothorax subcylindrical, slightly rounded at the sides, the anterior and posterior borders of equal breadth, the disk deeply grooved transversely and longitudinally, so as to present four transverse series of tubercles; scutellum broadly triangular; elytra finely punctured, covered with several oblique stripes of greyish pubescence; body beneath and legs pale ferruginous, with a thin greyish pile. Length 8 lines (♂), 6½ lines (♀).

IMBRIUS EPHEBUS.

1. *ferrugineus, elytris omnino griseo pubescentibus; prothorace profunde in medio longitudinaliter bisulcato, luteribus transverse sulcatis, apice subproducto, integro.*

Pale rusty brown, the elytra with a delicate uniformly greyish pubescence; head with scattered greyish hairs; eyes nearly approximate above; antennae with the second joint longest in the female (♂ unknown to me); prothorax subcylindrical, slightly rounded at the sides, the disk with two longitudinal grooves including three or four oblong tubercles; the sides transversely grooved, all the tubercles clothed with a yellowish woolly pubescence; scutellum triangular; elytra finely punctured; body beneath and legs ferruginous, with a scattered greyish pubescence. Length 9 lines.

IMBRIUS STRIGOSUS.

1. *fuscus, nitidus, pube interrupta grisea tectus; prothorace transverse sulcato, apice haud producto.*

Glossy brown, with an irregular or interrupted greyish silky pubescence; head with scattered greyish hairs, more condensed around the eyes, which are nearly approximate above; antennæ with the third joint longer than the fourth, which is equal in length to the fifth; prothorax strongly rounded at the sides, the anterior border narrower than the posterior, the disk grooved transversely, the grooves slightly undulating; scutellum semicircular; elytra impunctate, the hairs forming the pubescence oblique or occasionally transverse, and sufficiently condensed in parts to assume the appearance of stripes; body beneath and legs reddish ferruginous, the antennæ dark, all with a rather close greyish pile. Length 10 lines.

A female specimen of another species, differing slightly from the genus, is in the collection.

#### CYRIOPALUS.

*Antennæ 12-articulatæ, pectinatæ.*

*Prothorax muticus, corrugatus.*

*Pedes breviusculi; femora haud incrassata.*

Head exserted, narrower than the prothorax. Eyes large, strongly emarginate, the facets small. Antennæ twelve-jointed; the scape short, triquetrous; the second joint abbreviated; the third nearly as long as the scape, furnished like the rest, except the last, with a long subulate spine at the apex; fourth and fifth joints rather longer, the sixth to the eleventh gradually increasing in length; the twelfth simply subulate. Prothorax shortly subovate, corrugated, the sides unarmed. Elytra depressed, subparallel. Legs rather short, nearly equal, except that the anterior pair is the shortest; femora not thickened. Pro- and meso-sterna simple.

The remarkable character of the twelve-jointed antennæ will at once distinguish this genus. Mr. Lamb has only a single specimen; and this is also the case with Mr. Wallace, who took it at Sarawak. Without dissection there is nothing to suggest the sex, but there is a breadth in the outline of both that looks feminine. In the event of a second species being discovered, it is probable that the comparative lengths of the antennal joints may be found to be somewhat different. In both specimens there is a short strong tooth on the lower margins of the intermediate and posterior femora, that seems pinched out so as to leave a corresponding cavity in the site it would have occupied had the femora been entire, and this cavity is filled with a pale dense pubescence.

CYRIOPALUS WALLACEI. (Pl. XLII. fig. 3.)

*C. fuscescens, pube grisea subtilissima dense tectus.*

Brownish, everywhere covered with a very delicate greyish pubescence; head impunctate, deeply grooved on the vertex; eyes, mandibles, and scape dark brown; prothorax rather longer than broad, narrowest at the apex, transversely and irregularly corrugated; scutellum triangular; elytra much broader at the base than the prothorax, impunctate, their apices emarginate, the angles strongly

mucronate; body beneath brownish luteous, finely pubescent; legs brown; antennæ about as long as the body, brown, with subulate processes luteous and finely fringed on each side in the direction of their axis\*. Length 20 lines.

#### RHYTIDODERA.

*Hammaticherus*, White, Cat. Long. Brit. Mus. p. 132.

#### RHYTIDODERA SIMULANS.

*Hammaticherus? simulans*, White, *op. cit.* p. 132.

It is difficult to say why this species, except for its transverse instead of longitudinal prothoracic striae, was placed (even though doubtfully) with *Hammaticherus*, seeing that *Rhytidodera*, to which it naturally belongs, is proposed for a nearly cognate species immediately after it, and to which indeed Mr. White compares it. *Hammaticherus*, a name coined by Megerle, in compliance with a most faulty principle, to supersede the old name of *Cerambyx*, was first described and applied by Serville to *Plocœderus* of Dejean, *Cerambyx* being properly retained by the same author for the European species, which are naturally the most familiar, and, in the usual sense, the most typical.

#### RHYTIDODERA CRISTATA. (Pl. XLIII. fig. 1.)

*R. supra pube purpureo-fusca dense vestita; prothorace utrinque longitudinaliter bicarinato, in medio crista pilosa elliptica instructo.*

Densely covered above with a dark purplish-brown pubescence; head with a coarse irregular pubescence; prothorax broader than the head, sulcated at the base and apex, the intermediate part with three smooth longitudinal grooves on each side, enclosing two well-marked ridges, between the two series of grooves an elevated elliptical protuberance densely covered with perfectly erect hairs; scutellum subtriangular, truncate at the apex; elytra more than three times the length of the prothorax, broadest behind the middle, the apices emarginate with each angle shortly mucronate; pubescence slightly mixed with greyish hairs, especially at the sides; body beneath and legs reddish chestnut, with a thin greyish pile; antennæ considerably shorter than the body, the third to the eighth joints nodose at the apex, scape more densely pubescent. Length 13 lines.

The *clothes-brush*-like crest on the prothorax is very remarkable and peculiar. The protuberance that forms the basis appears to be deeply clefted all round, and the upper surface to be somewhat convex. The elytra are more or less clouded, according to the light, the dark spots being more particularly visible on each side behind

\* A nearly allied genus has been recently described by M. Kaup (Einige Ceramb. der Grossherzog. Sammlung zu Darmstadt) under the name of *Westwoodia*. This name has, however, been twice previously used; I have therefore to propose *Apocictus* in its stead, under which it has long stood in my cabinet waiting publication in the 'Longicornia Malayana.'

the middle; but these characters probably vary according to the individual.

## EBURIINÆ.

## CERESIMUM.

*Ceresium*, Newman, Entom. p. 322.

*CERESIMUM RARIPILUM*, Newman, *l. c.*

Mr. Newman's type was from Manilla.

*CERESIMUM VESTIGIALE*.

*C. nigrum, subnitidum, pilis sparsis griseis tectum; prothorace longitudine latitudine fere æquali; femoribus valde clavatis.*

Black, subnitid, covered with rather long scattered greyish hairs; head and prothorax finely punctured, the latter about equal in length and breadth, contracted anteriorly, a smooth central longitudinal line and two irregular smooth spots on each side; scutellum triangular, covered with white hairs; elytra rather finely punctured, nearly parallel at the sides, the apex rounded; body beneath and legs glossy black, with a thin greyish pubescence; antennæ about as long as the body, the third and fourth joints shorter than the scape and fifth joint. Length 5 lines.

A shorter species than the former and unicolorous, the third joint of the antennæ much shorter than the scape (as long or longer in *C. raripilum*), and the femora much more clavate.

*CERESIMUM ZEYLANICUM*, White, Cat. Long. Brit. Mus. p. 246.

The type is from Ceylon. Mr. Wallace has also taken it at Sarawak.

*CERESIMUM SIMPLEX*.

*Stenochorus simplex*, Gyllenhall in Schön. Syn. Ins. App. i. 3. p. 178.

*Æmona philippensis*, Newman, Entom. p. 247.

Very generally distributed in the Indian and many Pacific islands, but is wanting in Australia. This species has also been published by M. Blanchard under the ill-judged name of *Diatomocephala maculaticollis*. I cannot see that it is generically distinct from *Ceresium*.

*CERESIMUM? VERSUTUM*.

*C. brunneum, albo pilosum; capite brevissimo; prothorace fusco, confertim foveolato; art. tertio antennarum scapo longiore; pedibus rufo-ferrugineis, nitidis.*

Reddish brown, covered with long scattered loose whitish or yellowish-white hairs; head dark brown, rugosely punctate; palpi and lip pale ferruginous; prothorax dark brown, with crowded irregular impressions, the intervals intricately corrugated; scutellum rounded behind, brown; elytra considerably broader than the prothorax,

closely punctured, the intervals at the base thrown into transverse granulous folds, each puncture with a whitish hair at the base, apex rounded; body beneath glossy brown, paler on the abdomen; legs reddish ferruginous, shining, clothed with a few long whitish hairs, especially on the tibiæ and tarsi; antennæ ferruginous, much longer than the body, the basal joint paler, shining, punctured, all clothed with loose scattered hairs. Length  $5\frac{1}{2}$  lines.

This is one of a number of undescribed species allied to *Ceresium*, which it will be necessary to separate when they are worked up. It differs from the true *Ceresia* in the short broad face, and long third joint of the antennæ. It is also a native of Borneo.

#### PURPURICENINÆ.

##### PURPURICENUS.

*Purpuricenus*, Serville, Ann. Soc. Ent. de Fr. ii. p. 568.

##### PURPURICENUS SANGUINOLENTUS.

*Cerambyx sanguinolentus*, Olivier, Entom. iv. no. 67. p. 93, pl. 20. f. 155.

This species occurs also in India. The genus, with which Mr. White's *Cyclodera* appears to me to be identical, is found all over the world.

##### EURYPHAGUS.

*Euryphagus*, J. Thomson, Syst. Ceramb. p. 700.

*Eurycephalus*, Laporte de Castelnau, Hist. Nat. des Ins. ii. p. 430 (nec G. Gray).

##### EURYPHAGUS MAXILLOSUS.

*Cerambyx maxillosus*, Olivier, Entom. iv. no. 67, pl. 20. f. 147 (♂).

*Cerambyx nigripes*, id. pl. 20. f. 149 (♀).

The male of this species has an unusually large head, with corresponding mandibles, and is generally paler and more unicolorous than the female. The latter is bright red, with the posterior portion of the elytra black; the prothorax has sometimes a large black spot on the centre of the disk. Mr. Wallace has specimens from Borneo, Sumatra, and Lombok. It is also found in India and the Philippine Islands.

##### EURYCLEA.

*Euryclea*, J. Thomson, Syst. Ceramb. p. 196.

##### EURYCLEA CARDINALIS.

*Eurycephalus cardinalis*, J. Thomson, Essai, &c., p. 211.

There is no apparent difference in the numerous examples I have seen of this magnificent species from Singapore and Sarawak, where it was originally taken by Mr. Wallace. The male has the large head and mandibles characterizing the preceding species. *Euryclea* has

been separated from *Euryphagus* by M. J. Thomson, principally on account of the greater length of the posterior legs, and their simple, almost linear femora.

#### CERASPHORINÆ.

##### STROMATIUM.

*Stromatium*, Serville, Ann. Soc. Ent. de Fr. iii. p. 80.

STROMATIUM ASPERULUM, White, Cat. Long. Brit. Mus. p. 300.

A common Malay species, found also at Hong Kong. In Mr. Wallace's collection there are specimens from Macassar, Amboyna, Batchian, and Banda.

##### NOSERIUS.

*Noserius*, Pascoe, Trans. Ent. Soc. ser. 2. iv. p. 95.

NOSERIUS TIBIALIS, Pascoe, *l. c.* pl. 23. f. 4.

Mr. Lamb's specimen differs from my type in being more rufescent, the prothorax less transverse, and the third joint of the antennæ only being dusky. It was one of Mr. Wallace's captures in Borneo.

##### GNATHOLEA.

*Gnatholea*, J. Thomson, Essai, &c., p. 375.

GNATHOLEA EBURIFERA, J. Thomson, *l. c.*

The male of this remarkable species has the mandibles prolonged and their upper surface so raised as to enclose the lip behind them. The elytra have two or more raised ivory spots, as in the South American genus *Eburia* and its allies.

##### XYSTROCERA.

*Xystrocera*, Serville, Ann. Soc. Ent. de Fr. iii. p. 69.

##### XYSTROCERA GLOBOSA.

*Cerambyx globosus*, Olivier, Entom. iv. no. 67. p. 27, pl. 12. f. 81.

A well-known insect, extending from the Isle of France to India and Java.

##### XYSTROCERA ALCYONEA.

*Viridi-vel cyaneo-metallica; antennæ articulis quinque basilibus tuberculato-spinosis.*

Glabrous, shining, metallic green or blue; head with oblong punctures between the eyes, the intervals with fine vertical corrugations, the punctures on the vertex crowded, the intervening lines becoming rather oblique towards the median groove; prothorax slightly broader than long, transversely corrugated, the middle of the disk near the anterior impressed line smooth and impunctate, on each

side below the disk a longitudinal V-shaped scar-like depression; scutellum triangular; elytra covered with small crowded punctures, divided by short transverse lines, or, in other words, transversely corrugated, each elytron indistinctly marked with two raised lines, its apex obliquely truncate; body beneath glossy golden green; legs blue, or violet-blue; antennæ dark blue, the first five joints covered more or less with short tuberculate spines. Length 8 lines.

This seems to be a variable species, so far as size and amount of spinosity on the antennæ are concerned. Generally the coxæ are reddish; but I have a small specimen, with much less rugose antennæ, in which the colour is scarcely to be distinguished from that of the femora. The example described above is from Sarawak, where, as well as in Singapore, the species was taken by Mr. Wallace.

#### PRIONIDÆ.

##### REMPHAN.

*Remphan*, Waterhouse, Trans. Ent. Soc. ser. 1. i. p. 67.

REMPHAN HOPEI, Waterhouse, l. c. pl. 8. f. 1.

*Remphan* appears to differ from *Macrotoma* solely in the greater length of the scape, which is thus rather longer than the third joint—a character directly opposed to the true *Macrotomæ*. The remarks of M. Guérin Méneville on this genus are so apposite, and are so much more applicable at the present time, that we think we are doing some service in calling attention to them here. He says, “The genus *Remphan* of Mr. Waterhouse, it seems to us, ought to be placed near *Macrotoma*. The author has forgotten to state its affinities, after having given its generic *characters*, commencing with the head and finishing with the abdomen, just as is the custom with many entomologists, and which is very convenient for celerity. In fact, in thus freeing one’s self from the researches which *ought* to be *really* made in order to fix the place of a new genus, the task is reduced to almost mechanical work; for it is only to say all or almost all that can be seen of an insect to describe it, and leave to the poor reader the care and perplexity of picking out whatever seems good to him”\*. Mr. Waterhouse is, however, one of the last that we can complain of in this respect; but the systematic determination of some to content themselves with the barest descriptions, without giving the slightest clue to the position of their new genera, ought to disentitle them to the right of priority in the event of any of these genera being afterwards described in a conscientious and recognizable manner. Of course, it is a different matter when it is *stated* of any new genus that its affinities are doubtful or unknown to its author. As M. Guérin Méneville observes, these mechanical descriptions can be done by any one; the real test of competency will be found in the observations which every conscientious writer will feel it his duty to make in instituting, or proposing to institute, a new genus.

\* Iconographie du règne Animal, Insectes, p. 212.



**ÆGOSOMA.***Ægosoma*, Serville, Ann. Soc. Ent. de Fr. i. p. 162.**ÆGOSOMA MARGINALE.***Cerambyx marginalis*, Fabricius, Entom. Syst. ii. p. 264.

This appears to be a common species in Malacca. It is represented in Europe by *Æ. scabricorne*, and in North China by *Æ. sinicum*, both very nearly allied. Mr. Bowring finds it at Hong Kong, and Mr. Wallace at Macassar, as well as in Bouru and Amboyna.

**MEGOPIS.***Megopis*, Serville, Ann. Soc. Ent. de Fr. i. p. 161.**MEGOPIS PROCERA.***M. elongata*, pallide ferruginea; elytris tricoloratis, costis liberis; genubus concoloribus.

Elongate, pale ferruginous, glabrous, tips of the mandibles black; head and prothorax opaque, covered with numerous small granules; scutellum subscutiform, rounded behind; elytra parallel, closely punctured, each puncture with a small whitish scale at the base, with three costæ, exclusive of the raised suture and the submarginal raised line externally, the inner costa shortest, but not connected with the intermediate, nor the latter with the outer costa, apices mucronate at the suture; body beneath with a short greyish pile; legs finely punctured, glabrous; antennæ glabrous, half as long as the body, the third joint three times as long as the scape. Length 13 lines.

Longer than *M. costipennis*, White, with the costæ on the elytra free throughout, not connected behind the middle, and the metasternum with a short pile like the rest of the under surface. An undescribed species is found at the Cape of Good Hope. The type *M. mutica* is from the Isle of France.

**EXPLANATION OF PLATES XLI., XLII., XLIII.****PLATE XLI.**

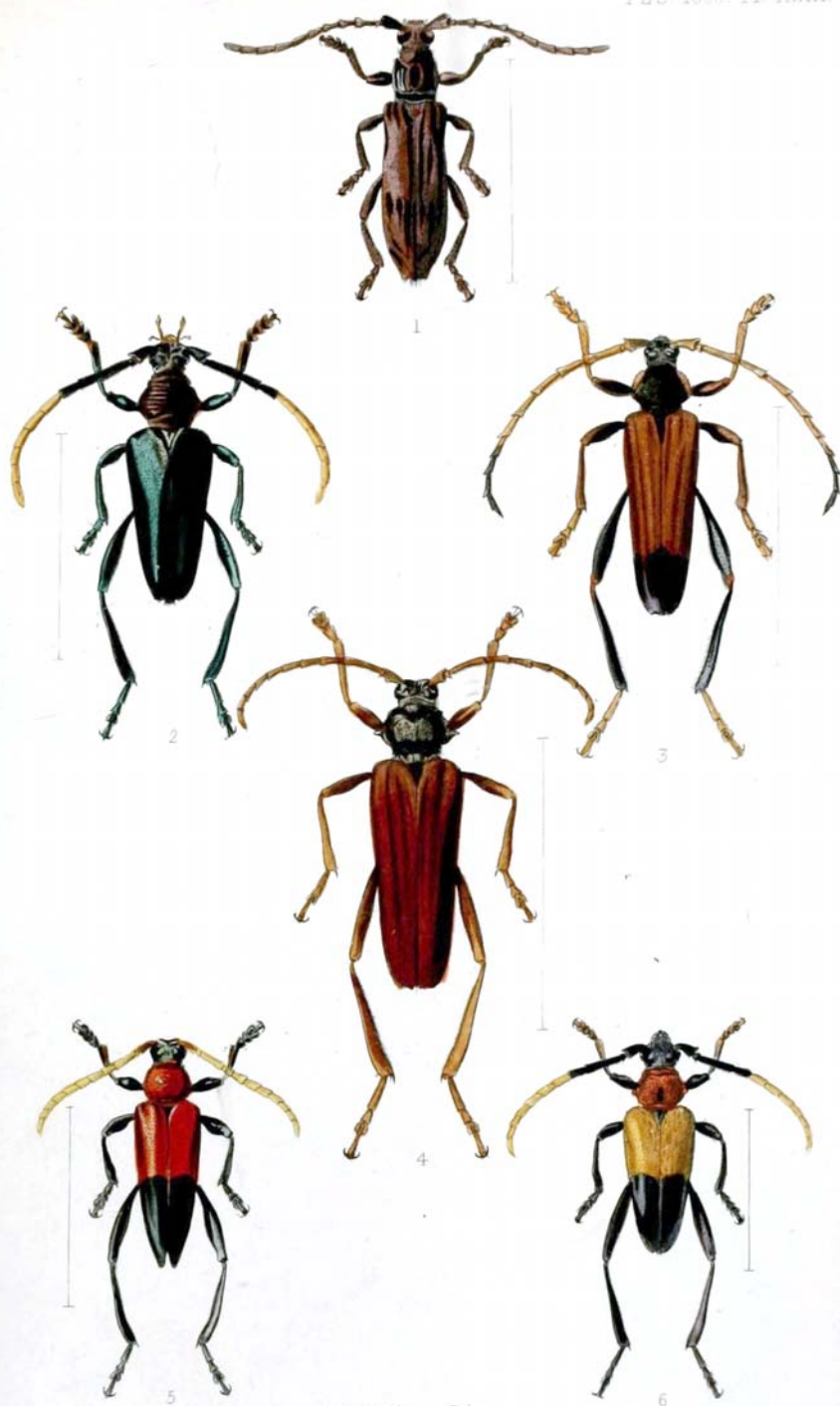
- |   |   |
|---|---|
| Fig. 1. <i>Asilaris zonatus</i> , p. 505. | Fig. 7. <i>Diosyris miranda</i> , p. 508. |
| 2. <i>Sigeum humerale</i> , p. 523.       | 8. <i>Bicon sanguineus</i> , p. 522.      |
| 3. <i>Sestya cephalotes</i> , p. 513.     | 9. <i>Ephies cruentus</i> , p. 506.       |
| 4. <i>Mydasta discoidea</i> , p. 512.     | 10. <i>Ciopera decolorata</i> , p. 511.   |
| 5. <i>Epianthe viridis</i> , p. 511.      | 11. <i>Asmedia mimetes</i> , p. 526.      |
| 6. <i>Mimistena femorata</i> , p. 514.    | 12. <i>Imbrius lineatus</i> , p. 529.     |

**PLATE XLII.**


- |  |  |
|--|--|
| Fig. 1. <i>Capnolymma capreola</i> , p. 504. | Fig. 5. <i>Pyrestes scapularis</i> , p. 516. |
| 2. <i>Plutonesthes crocata</i> , p. 514.     | 6. — <i>politus</i> , p. 516.                |
| 3. <i>Cyriopalus wallacei</i> , p. 530.      | 7. <i>Euryarthrum nodicollis</i> , p. 524.   |
| 4. <i>Pyrestes virgatus</i> , p. 517.        |  |

**PLATE XLIII.**

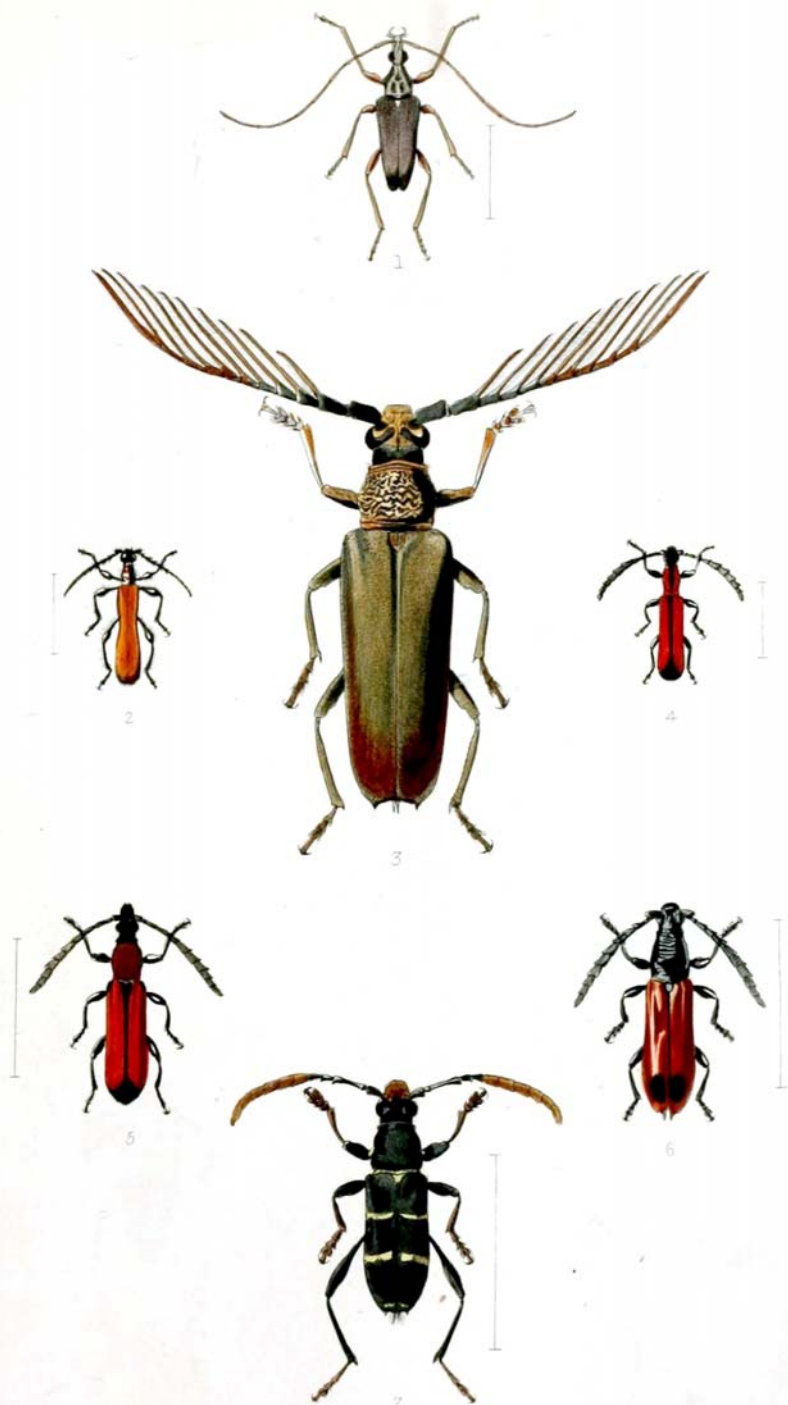
- |   |   |
|---|---|
| Fig. 1. <i>Rhytidodera cristata</i> , p. 531. | Fig. 4. <i>Pachyteria spinicollis</i> , p. 519. |
| 2. <i>Pachyteria virescens</i> , p. 519.      | 5. — <i>speciosa</i> , p. 519.                  |
| 3. — <i>strumosa</i> , p. 520.                | 6. — <i>lambii</i> , p. 519.                    |



.E.W. Robinson. Del.



E.W. Robinson, Delet. Sc.



F. W. Robinson, Del. et. Sc.