

CERAMBYCIDAE

BY CHR. AURIVILLIUS

(With 1 Plate.)

I HAVE to thank Mr. P. A. Buxton for the opportunity of working out the very interesting collection of Cerambycids from the Samoan Is. brought together during the last few years by himself, and Messrs. G. H. E. Hopkins, J. S. Armstrong, H. C. Kellers, A. F. Judd and others.

Thirty-five species of CERAMBYCIDAE are now known to occur in Samoa: their distribution in the Archipelago, and in other groups of islands, is shown in the following table:—

	SAMOA ISLANDS.				TONGA.	FIJI.	TAHITI.	NEW HEBRIDES.	AUSTRALIA.	OTHER LOCALITIES.
	SAVAII.	UPOLU.	TUTUILA.	MANUA.						
1. <i>Olethrius insularis</i> Fairm.	×	×				×				Oceanic Is.
2. „ <i>subnitidus</i> Auriv.			×							
3. <i>Ceresium maculaticolle</i> Blanch.	×	×	×		×					
4. „ <i>unicolor</i> F.	×	×	×							
5. „ <i>reticulatum</i> Auriv.		×	×							
6. <i>Obrium gynandropsidis</i> Fairm.		×	×		×					
7. <i>Glaucytes aureosignata</i> Auriv.		×								Malayan Region.
8. <i>Dihammus acanthias</i> Pasc.	×	×					?	×		
9. „ <i>holotephrus</i> Boisd.		×	×							
10. „ <i>rusticator</i> F.		×	×							
11. <i>Pterolophia lateripicta</i> Fairm.		×			×					
11A. „ „ var. <i>connexa</i> Auriv.			×							
12. <i>Ropica</i> , sp.		×								
13. <i>Ropica</i> , sp.		×								
14. <i>Prosoplus samoanus</i> Auriv.		×								
15. „ <i>ventralis</i> Auriv.			×							
16. „ sp.		×								
17. <i>Lamprosybra sulcata</i> Auriv.	×	×								

	SAMOA ISLANDS.				TONGA.	FIJI.	TAHITI.	NEW HEBRIDES.	AUSTRALIA.	OTHER LOCALITIES.
	SAVAII.	UPOLU.	TUTUILA.	MANUA.						
17A. <i>Lamprosybra sulcata</i> var. <i>fuscipennis</i> Auriv. . .			×							Oceanic Is.
18. <i>Oopsis semigranosa</i> Fairm.		×	×		×	×				
19. " <i>nutator</i> F.		×	×		×	×	×			
20. " <i>albopicta</i> Auriv.		×	×	×						
21. " <i>striatella</i> Fairm. (?)		×			×					
22. " <i>oblongipennis</i> Fairm. (?)		×	×	×	×		×			
23. " sp.			×							
24. " <i>obtusipennis</i> Auriv.			×							
25. <i>Paratrypanius flavovittatus</i> Auriv.		×								
26. " <i>savaiiensis</i> Auriv.	×									
27. " <i>bipunctatus</i> Auriv.		×								
28. <i>Sciadella albofasciata</i> Auriv.		×								
29. " <i>variabilis</i> Auriv.		×	×							
29A. " " ab. <i>bilineata</i> Auriv.		×	×							
29B. " " ab. <i>trigonifera</i> Auriv.		×								
30. " <i>minuta</i> Auriv.			×							
31. <i>Odontorhabdus dentipes</i> Auriv.		×	×							
32. " <i>Rechingeri</i> Auriv.	×	×								
33. " <i>flavicornis</i> Auriv.		×								
34. " <i>teretiscapus</i> Auriv.		×								
35. <i>Leptocyrtinus nitidus</i> Auriv.		×								
Totals	7	31	20	2						

From this synopsis it is seen, that at present thirty-five species of Cerambycids are known to occur on the Samoan Is., of which seven have been found on Savaii, thirty-one on Upolu, twenty on Tutuila and only two on Manua.

Four genera, *Lamprosybra*, *Paratrypanius*, *Odontorhabdus*, *Leptocyrtinus* (with one species), and perhaps also *Sciadella* (three species) are known only from Samoa. Moreover, twenty-three species are not met with in other countries.

Each of the Samoan islands seems to possess endemic forms. *Paratrypanius savaiiensis* is known only from Savaii; *Glaucytes aureosignata*, *Prosoplus samoanus*, *Paratrypanius flavovittatus* and *bipunctatus*, *Sciadella albofasciata*, *Odontorhabdus flavicornis*, *O. teretiscapus* and *Leptocyrtinus nitidus* only from

Upolu; peculiar to Tutuila are *Olethrius subnitidus*, *Prosoplus ventralis*, *Oopsis obtusipennis* and *Sciadella minuta*.

It seems evident that Savaii, the largest island in the group, has been less well explored than Upolu or Tutuila. [This is certainly the case.—P. A. BUXTON.]

The species of CERAMBYCIDAE known from Samoa are as follows :—

PRIONINAE.

1. *Olethrius insularis* Fairm.

Malldon insularis Fairmaire, *Rev. Zool.* (2), 2, p. 57, (2) 1, t. 11, f. 14, 1850; *Olethrius insularis* Lameere, *Ann. Soc. Ent. Belg.*, 47, p. 133, 1903; *Révis. Prion.*, p. 175, 1903; *Olethrius insularis* Auriv., *Denkschr. K. Akad. Wiss. Wien, Math.-Naturw. Kl.*, 89, p. 691, 1913.

Upolu: two females, Apia, viii. and 21.x.1924; two other females, Malololelei, 2000 ft., iv.1924, 17.iv.1925.

The third joint of the antennae is not or hardly twice as long as the second, and has on the under side near the apex a distinct and well defined sensory surface composed of two or three shallow, dull furrows; first joint more or less curved on the inner side. Elytra dull, not glossy, densely vermiculate and rugulose, especially before the middle.

2. *Olethrius subnitidus*, sp. n.

♂, Nigro- vel castaneo-brunneus. Caput paulo latius quam longius, supra fortiter rugulosum, grosse punctulatum, inter oculos depressum et longitudinaliter sulcatum. Antennae ultra elytrorum medium attingentes, articulo 1° recto, obconico, supra longitudinaliter sulcato, punctato, punctis lateraliter confertioribus, articulo 3° nitido, parce punctato, secundo duplo longiori, area sensili indistincta, articulis duobus ultimis per longitudinem totam striatis. Prothorax transversus, basi elytrorum latitudinem aequans, antrorsum angustatus, lateribus fere rectis, denticulatis, angulis posticis paulo productis, disco ad latera fortiter ruguloso, medio nitido, punctato, tumoribus duobus parce punctatis instructo. Scutellum magnum, late rotundatum, pilis brevibus recumbentibus omnino vestitum. Elytra nuda, nitidiuscula, coriacea, punctis nonnullis parvis, apicibus late rotundatis, angulo suturali acuto, costis vix perspicuis. Pedum anticorum femora et tibiae scabra, fortiter punctata et rugosa, nec denticulata nec spinosa. Metasterni latera et

episterna pilis flavidis vestita. Abdomen subtus nudum, nitidum, segmento ventrali ultimo postice fulvo-villoso, medio leviter sinuato.

Long. corporis 58–66 mm. ; lat. 21–24 mm.

♀ Antennae ultra elytrorum medium haud attingentes, articulis 6°–11° striatis, articulo 11° paulo compresso. Pronotum minus punctatum, angulis posticis magis productis. Pedes nitidi, parce punctati, antici haud scabri.

Long. 62 mm. ; lat. 20. mm.

Three males and one female, Tutuila (Kellers).

Nearly allied to the preceding species (*O. insularis* Fairm.), but differing in having coriaceous subnitid elytra, a longer, straight or nearly straight first antennal joint, and a longer third joint, which is about twice as long as the second joint and has its sensory surface obsolete. From *O. tyrannus* Thoms., the present species is easily distinguished by the shorter and stouter third joint of the antennae. In *O. tyrannus*, the third joint is three times as long as the second joint.

CERAMBYCINAE.

3. *Ceresium maculaticolle* Blanch.

Diatomocephalus maculaticollis Blanchard, *Voy. Pôle Sud*, 4, p. 267, t. 16, fig. 9, 1853.

Ceresium maculaticolle Auriv., *Denkschr. K. Akad. Wiss. Wien, Math.-Naturw. Klasse*, 89, p. 691, 1913.

Two males and twenty-one females, Upolu: Apia, 23.i.1924, v.1924, vii.1924 and i.1925; Malololelei, 2000 ft., 24, 25.ii.1924, 22.iv.1925; Apia, 20.viii.1922, 10.x.1922, 13.iv.1924 (Armstrong); same locality, 13.ix.1923 (Swezey and Wilder). Two females, Pago Pago, Tutuila (Kellers and Steffany).

The species was also found in Tonga at Manau and Nukualafa, ii., iii.1925, by G. H. E. Hopkins.

4. *Ceresium unicolor* F.

Saperda unicolor Fabricius, *Mant. Ins.*, 1, p. 147, 1787; *Saperda unicolor* Oliv., *Ent.*, iv, 68, p. 38, t. 3, fig. 28, 1795; *Saperda unicolor* Boisd., *Voy. Astrol. Ent.*, 2, p. 526, 1835; *Hesperophanes guttaticollis* Fairm., *Rev. Zool.* (2), 2, p. 63, 1850; *Ceresium unicolor* Bates, *Ann. Mag. Nat. Hist.* (4), 14, p. 131, 1874; *Ceresium simplex* var. Fairm., *Ann. Soc. Ent. Fr.* (6), 1, p. 472, 1887; *Ceresium unicolor* Auriv., *Denkschr. K. Akad. Wiss. Wien, Math. Naturw. Klasse*, 89, p. 691, 1913.

Upolu: ten specimens, Apia, iii., v., vi.1924 (Buxton and Hopkins), 10.iv.1923 (Armstrong), 13.ix.1923 (Swezey and Wilder); one specimen, Lalomanu, xi.1924; also one specimen, Tutuila, 9.ix.1923 (Swezey and Wilder).

The species is widely distributed over the islands of the Pacific Ocean, but is replaced in New Guinea, the Philippine Is., the Malay Archipelago, Southern Asia, Madagascar, Mauritius and East Africa by the nearly allied *C. simplex* F.

5. *Ceresium reticulatum*, sp. n. (Plate I, fig. 1).

Elongatum, subparallelum, parum convexum, rufobrunneum, clava femorum, capite pronotoque interdum infuscatis, tenuiter griseo-pubescentis aut ex parte subnudum, tarsis supra densius griseis. Caput et pronotum supra dense reticulato-punctata aut striolata. Caput cum oculis pronoto vix angustius. Prothorax latitudine media haud vel parum longior, supra parum convexus, in lateribus pone apicem et in medio plus minusve tumidus. Scutellum rotundatum. Elytra subnitida, discrete punctata punctis apicem versus multo minoribus, pilis adpressis, brevibus, griseis vestita, apice singulatim rotundata. Corpus infra punctulatum, ante coxas anticas reticulatum. Femora modice clavata, postica apicem abdominis haud attingentia. Antennae corpore parum longiores, apicem versus pallidiores, flavido-pubescentes.

Long. corporis 7-8 mm.

Two specimens, Upolu: Apia, 18.iv.1925 (Buxton and Hopkins); Malololelei, 13.ix.1923 (Swezey and Wilder). Three specimens, Tutuila: Pago Pago, 30.ix.1923 (Steffany); 1200 ft., 21.vii.1918 (Kellers).

The specimens from Tutuila have a somewhat narrower and more finely sculptured prothorax

Allied to *C. obidum* Fairm., but differing from that and other known species in the sculpture of the prothorax.

6. *Obrium gynandropsidis* Fairm.

Obrium gynandropsidis Fairmaire, *Rev. Zool.* (2), 2, p. 59, 1850; *Rev. Zool.* (2), 1, tab. 11, fig. 4, 1849; *Obrium gynandropsidis* Auriv., *Denkschr. K. Akad. Wiss. Wien, Math.-Naturw. Klasse*, 89, p. 691, 1913.

Two males and two females, Upolu: Apia, i.1925, Malololelei, 2000 ft., 14-30.vi.1924. Two males, Tutuila: Pago Pago, 24.ix.1923 (Swezey and Wilder).

Also one male, Tonga: Vavau, Neiafu, 5.viii.1925 (G. H. E. Hopkins).

The type of this species was obtained in Tahiti. Specimens from that island are paler, with the sides of the pronotum only slightly darkened in the

middle, and the club of the femora light brownish. Specimens from the Samoan Is. are darker, with the club of the posterior femora blackish, the antennae distinctly ringed with brown, and the pronotum on each side with a broad blackish stripe; the stripes are usually united with each other at the base and apex.

7. *Glaucytes aureosignata*, sp. n.

Nigra, haud vel vix aenescens, elytris ad basin plus minusve brunnescentibus; femoribus ad basin rufis. Corpus supra signaturis aureo-tomentosis ornatum, infra dense griseo-pubescens medio metasterni abdominisque nudis. Caput supra aureotomentosum, in vertice macula nuda nitida triangula ornatum, genis temporibusque griseo-albidis, pilosulis. Pronotum aureo-quadrivittatum vittisque tribus nitidis nudis nigris parce et remote punctulatis ornatum, leviter conicum lateribus subrectis angulis posticis leviter incurvis. Scutellum nigrum utrinque griseo-pubescens. Elytra subtrigona, apicem versus angustata, apice oblique truncata angulis dentatis, suturalibus retrorsum magis productis, subseriatim discrete punctata interstitiis laevibus, nitidis, ad basin et circa scutellum flavescente tomentosa, deinde vitta lata impressa suturali maculisque tribus magnis impressis seriatis aureo-tomentosis, insuper pone humerum macula simili laterali haud impressa ornata. Episterna metathoracis omnino pube densa aureo-mutante vestita.

Long. corporis 11–13 mm.

♂, Antennae corpore multo longiores; articulus ultimus elongatus, paenultimo longior, apice curvatus. Femora postica apicem elytrorum superantia.

♀, Antennae corpore vix longiores; articulus ultimus parum elongatus, paenultimo haud longior, rectus. Femora postica apicem elytrorum haud superantia.

Three males and five females, Malololelei, Upolu, 2000 ft., 5.i., 18.iv.1924; one specimen, Apia, iv.1924.

Nearly allied to *Glaucytes graphica* Boisd., and perhaps only a local race of that species. Easily distinguished by the colour of the tomentum and probably also by the sculpture.

No species of the Genus *Glaucytes* was hitherto known to occur in the Samoan Is.

LAMIINAE.

8. *Dihammus acanthias* Pasc.

Monochamus acanthias Pascoe, *Ann. Nat. Hist.* (4), 15, p. 65, 1875; *Haplohammus acanthias* Auriv., *Denkschr. K. Akad. Wiss. Wien, Math.-Naturw. Kl.*, 89, p. 691, 1913.

Eleven males and five females from the coast-districts of Savaii and Upolu. Savaii: Fagamalo and Iuasivi, xi.1925 (Buxton and Hopkins); Salailua, 21.v.1924 (Bryan). Upolu Is.: Apia, 18.ii., 30.vi.1922, 19.iv., 18.v.1924 (Armstrong); 13.ix.1923 (Swezey and Wilder); vi., vii., xii.1924; Vailutai, Lalomanu and Aleipata, 10.iv., 9.vi., xi.1924.

My surmise (*l.c.*, 1913) that this species has been introduced into the Samoan Is. in recent times is corroborated by the localities mentioned above.

9. *Dihammus holotephrus* Boisd. (?)

Lamia holotephra Boisduval, *Voy. Astrol. Ins.*, 2, p. 498, t. 8, fig. 3, 1835; *Haplohammus holotephrus* Auriv., *Denkschr. K. Akad. Wiss. Wien, Math.-Naturw. Kl.*, 89, p. 692, 1913.

Eight males and eighteen females, from Upolu and Tutuila. Upolu: Apia, i.-vii.1924; Malololelei, 2000 ft., 14-30.vi., 28.xi.1924; Aleipata, xi.1924. Tutuila: Pago Pago, 20.ix., 18.xii.1923; Amauli, 5.ix.1923; Fagataga, 29.iii.1926 (various collectors).

As to the interpretation of Boisduval's species, see my paper quoted above.

10. *Dihammus rusticator* F.

Lamia rusticator Fabricius, *Syst. Eleuth.*, 2, p. 294, 1801; *Monochamus rusticator* Blanch., *Voy. Pôle Sud Zool.*, 4, p. 294, t. 17, fig. 5, 1853; *Monochamus rusticator* Aulm., *Fauna deutsch. Kolon.*, 5, 3, p. 19, fig. 14, 1912; 5, 5, p. 20, fig. 16, 1913; *Lamia fistulator* Germ., *Ins. Spec. Nov.*, p. 478, 1824; *Monochamus fistulator* Pasc., *Trans. Ent. Soc. Lond.* (3), 3, p. 293, 1866.

One male, one female from Upolu: Apia, xi.1925; Lalomanu, xi.1924. One male from Tutuila: Pago Pago, 4.xi.1925, one ♂.

This widely distributed species, not hitherto known from the Samoan Is., is probably a recent introduction.

11. *Pterolophia lateripicta* Fairm.

Opsis lateripictus Fairmaire, *Pet. Nouv. Ent.*, 2, p. 290, 1879; *Ann. Soc. Ent. Fr.*, (6) 1, p. 479, 1881.

Three specimens from Upolu : Lalomanu, xi.1924. Two specimens from Tonga : Neiafu, Vavau, 5, 7.iii.1925.

Var. *connexa*, var. n.

A forma typica differt plagis lateralibus fuscis elytrorum intus dilatatis ad suturam connexis.

Long. corporis 7 mm.

One specimen from Tutuila : Leone, 24.iii.1926 (Judd).

12. *Ropica*, sp.

A single specimen from Upolu : Malololelei, 2000 ft., 25.ii.1924.

The incision on the outer side of the middle tibiae is hardly perceptible.

13. *Ropica*, sp.

One specimen, also from Upolu : Malololelei, 14-30.vi.1924.

Darker and differently coloured, if compared with No. 12, but perhaps the same species. I have not thought it advisable to describe these unique specimens.

14. *Prosoplus samoanus* Auriv.

Prosoplus samoanus Aurivillius, *Denkschr. K. Akad. Wiss. Wien, Math.-Naturw. Kl.*, 89, p. 692, 1913.

Ten males and five females from Upolu : Apia, 16.ii., 25.vi.1922 (Armstrong) ; 9.ii., 3, 28.iii., vi., vii., x., xii.1924 (Buxton and Hopkins) ; Malololelei, 2000 ft., 22.vi.1924 (Armstrong), vii.1924 ; Aleipata, 10.vi.1924 (Buxton and Hopkins) ; Leulumoega 14.ix.1923 (Swezey and Wilder) ; Lalomanu, xi.1924.

Only known from Upolu, where it is evidently common.

15. *Prosoplus ventralis*, sp. n.

Subcylindricus (♀) aut postice angustior (♂), piceus aut nigricans, pilositate adpressa flavescente aut obsolete virescente plus minusve densa vestitus maculisque perpauca flavidis conspersus, sub vestimento nitidiusculus. Antennae unicolores, nec punctatae nec annulatae, infra ciliatae, corpore parum (♂) vel vix (♀) longiores. Palpi rufobrunnei. Labrum et clypeus apice ciliis flavis instructa. Frons transversa, punctata, minus dense griseo-pubescentis. Genae lobis inferioribus oculorum subaequales. Caput supra inter antennas latissime sulcatum sulco postice angustato, triangulo. Prothorax transversus, utrinque prope apicem dente valido armatus, ante dentem constrictus, unicolor, flavescens, remote punctatus, ad basin leviter bisulcatus, in medio linea angusta nitida, interdum obsoleta aut interrupta instructus. Scutellum semicirculare, flavido-pilosum. Elytra ad basin pronoto latiora humeris obtuse rotundatis, apice late et obtuse rotundata, ad basin fortius subgranulatim punctata punctis apicem versus sensim minoribus, pube virescente-flavida maculisque paucis flavescens seriatis vestita, pube flavida in medio fasciam latissimam transversam, latera versus dilatata, male definitam aut obsoletam formante. Pedes griseo-pubescentes. Latera pectoris (saepe) maculaeque magnae transversae laterales segmentorum 1-4 abdominis dense aurantiaco-tomentosa.

Long. corporis 9-14 mm.

♂, Antennae apicem elytrorum articulo 8° attingentes. Pedes antici validiores femoribus incrassatis coxisque spina armatis. Segmentum ultimum ventrale subplanum, haud lineatum.

♀, Antennae corpore haud vel parum longiores. Femora antica minus incrassata coxis inermibus. Segmentum ultimum ventrale leviter convexum linea media impressum.

Three males and four females, all from Tutuila : Pago Pago, 20-27.ix.1923 ; Afono, 25.ix.1923 ; Amauli, 5.ix.1923 (Swezey and Wilders); 760-900 ft., 18.iv., 18.xii. (Kellers).

Easily distinguished from other known species by the large, orange-yellow, well defined spots on the abdomen.

16. *Prosoplus*, sp. ?

Three males from Upolu: Apia, x.1924; Malololelei, 2000 ft., 24.ii., 14-30.vi.1924.

I have not been able to decide whether these specimens belong to an already known species of the very difficult genus *Prosoplus* or not.

Lamprosybra, gen. nov.

(*Ptericoptinorum*.)

Caput subretractile, inter antennis et oculos sat profunde sulcatum; frons subquadrata aut supra paullulo angustata; genae mediocres lobis inferioribus oculorum breviores. Oculi rude granulati, supra subapproximati lobis inferioribus magnis fere quadratis. Antennae corpore sesqui (♂) vel parum (♀) longiores; scapus brevis obovatus; articuli 3 et 4 elongati, aequae longi, reliqui breviores. Prothorax subtransversus, apicem versus leviter angustatus, lateribus parum arcuatis subrectis, ad basin apicemque sulco transverso tenui instructus. Scutellum apice rotundatum. Elytra subcylindrica, apice singulatim rotundata, nuda, nitida, basi apiceque exceptis profunde punctato-striata. Pedes mediocres; femora crassa, postica apicem segmenti 4i abdominis attingentia aut superantia. Corpus supra fere nudum, nitidum, infra cum pedibus tenuissime pubescens.

Nearly allied to the genera *Sybra* and *Mynonoma*, differing from the former in having longer hind femora, from the latter in having the prothorax shorter and not cylindrical, and from both owing to the glossy and nearly glabrous elytra.

17. *Lamprosybra sulcata*, sp. n.

Nigro-fusca, supra fere nuda, infra cum pedibus tenuissime griseo-pubescens; elytra viridiaenea, nitida. Frons subnitida, remote punctulata; vertex sublaevis punctis perpaucis impressus. Antennae fusco-brunneae, infra breviter ciliatae, opacae, scapo obscuriore, articulis 5-11 ad basin griseo-annulatis. Prothorax supra inaequalis, irregulariter punctatus, utrinque linea albido-tomentosa ornatus. Scutellum obtuse rotundatum apice pallide pubescens. Elytra ad basin pronoto tertia parte latiora, apice rotundata;

nitida, fere nuda, ad basin irregulariter punctata, apice laevia haud punctata, inter basin et apicem profunde punctato-striata interstitiis laevibus nitidis, pone medium guttis 9-10 albo- vel flavido-tomentosis serie transversa subduplice ordinatis ornata, interdum etiam guttis 1-2 ante medium instructa. Pectus utrinque rude punctatum. Abdomen laeve, nitidum. Tarsi supra dense albido-pubescentes.

Long. corporis 11-14 mm.

Three males from Upolu : Malololelei, 2000 ft., 24.ii., 22.iii.1924, 21.iv.1925 (Buxton and Hopkins); one female from Savaii: Safune, in the rain forest, 2000-4000 ft., 2.v.1924 (Bryan).

Var. *fuscipennis*, var. n.

A forma typica differt elytris fuscis (haud aenescentibus) guttis tomentosis minoribus et paucioribus staturaque paullo minore.

Five males from Tutuila : two in the centre of the island, 900-1200 ft., vi., xii.1918 (Kellers); one, Pago Pago, 22.ix.1923 (Swezey and Wilder).

This species is undoubtedly endemic on the Samoan Is.

18. *Oopsis semigranosa* Fairm.

Oopsis semigranosus Fairmaire, *Pet. Nouv. Ent.*, 2, p. 289, 1879; *Ann. Soc. Ent. Fr.* (6), 1, p. 475, 1881.

Two males, one female. Upolu : Apia, 1.xi.1925 (Buxton and Hopkins). Tutuila : Amauli, 9.vi.23 (Swezey and Wilder).

19. *Oopsis nutator* F.

Lamia nutator Fabricius, *Mant. Ins.*, 1, p. 142, 1787; *Lamia nutator* Oliv., *Ent.*, 7, 67, p. 118, t. 14, fig. 102, 1792; *Oopsis nutator* Fairm., *Rev. Zool.* (2), 2, p. 116, 1850; *Oopsis nutator* Lacord., *Gen. Col.*, 9, p. 619, t. 104, fig. 2, 1872; *Oopsis nutator* Auriv., *Denkschr. K. Akad. Wiss. Wien, Math.-Naturw. Kl.*, 89, p. 693, 1913.

Ten specimens. Upolu : Apia, 2, 8, 31.iii.1924 (Armstrong); Apia, iii.-v.1924, xi.1925; Malololelei, 25.ii.1924; Lalomanu xi.1924 (Buxton and Hopkins). Tutuila : Pago Pago, 6.24.ix.1923 (Swezey and Wilder), iv.1918 (Kellers); Amauli, 6.ix.1923 (Swezey and Wilder).

A widely distributed, but somewhat variable species.

20. *Oopsis albopicta*, sp. n.

Ab *O. nutatore* F., cui proxime affinis differt statura minore, pube grisea multo tenuiore; capite, lateribus pectoris, vittis pronoti (antice saepe abbreviatis) guttisque elytrorum (saepissime elongatis) albo-tomentosis.

Long. corporis 6-7 mm.

Ten specimens. Upolu: Apia, iii., vi.1924, ii.1925; Malololelei, 14-30.vi.1924; Lalomanu, xi.1924 (Buxton and Hopkins). Tutuila: Pago Pago, 24.ix.1923; Amauli, 6.ix.1923 (Swezey and Wilder). Manua Is.: Tau, 20.ii.1926 (Judd).

This form is probably the same as that which Fairmaire (*Ann. Soc. Ent. Fr.* (6), 1, p. 478, 1881) regards as a variety of *O. nutator*, or (*Revue Zool.* (2), 2, p. 117, 1850, as its male. Further investigations in the field are necessary to decide the matter.

O. albopicta is somewhat intermediate between *O. nutator* and *O. brunneo-caudata* Fairm.

21. *Oopsis striatella* Fairm. (?).

Oopsis striatellus Fairmaire, *Pet. Nouv. Ent.*, 2, p. 289, 1879; *Ann. Soc. Ent. Fr.* (6), 1, p. 477, 1881.

Two specimens, Upolu: Aleipata, 10.iv.1924.

Also one specimen, Tonga: Vavau, 9.iii.1925.

The examples before me appear to agree well with Fairmaire's descriptions.

22. *Oopsis oblongipennis* Fairm. (?).

Oopsis oblongipennis Fairmaire, *Rev. Zool.* (2), 2, p. 118, 1850.

Nine specimens, Upolu: Apia, 24.i.1924; Malololelei, 2000 ft., 25.ii.1924 (Buxton and Hopkins). Tutuila: Amauli, 5-6.ix.1923 (Swezey and Wilder), xii.1918 (Kellers). Manua: Tau, 20.ii.1926 (Judd).

Also two specimens, Tonga: Vavau.

Individuals with the apex of the elytra obliquely truncate, and the outer angle of the truncature somewhat produced have been referred to the present species, and specimens with transversely truncate apex of the elytra to *O. striatella*. All other distinctions between the two species seem to be variable.

23. *Oopsis*, sp. ?

A single specimen from Tutuila, Pago Pago, 20.ix.1923 (Swezey and Wilder), is much smaller (6 mm.) and more uniformly variegated with grey. Probably, however, it is only a small example of *O. oblongipennis*.

24. *Oopsis obtusipennis*, sp. n.

Elongata, subcylindrica, obscure fusca aut fusco-brunnea, parce griseo-pubescent, pone medium elytrorum maculis parvis elongatis 4-5, transversim seriatis, lineaque utrinque pronoti antice abbreviata flavidis ornata. Frons subnitida minute punctulata. Antennae brunneae apicem versus pallidiores, flavescentes, et obsolete griseo-annulatae; maris corpore longiores. Prothorax subquadratus, supra remote, inaequaliter, rude punctatus. Scutellum rotundatum. Elytra fere cylindrica, apice singulatim rotundata (omnino non truncata) punctato-striata, striis nec basin nec apicem attingentibus, ad basin irregulariter punctata haud granulata, ante apicem fere laevia, interstitiis striarum laevibus costulatis. Latera metasterni profunde punctata. Abdomen laeve nitidiusculum. Tarsi supra albido-sericei.

Long. corporis 6-8 mm.

Two males, one female, Tutuila: Pago Pago, ii.1924 (Bryan); 1000-1200 ft., xii.1918 (Kellers).

Distinguished by the cylindrical elytra with completely rounded apex, and the finely punctured forehead.

Paratrypanius Auriv.

Deutsche Entomol. Zeitschr., Jahrg., 1908, p. 223, 1908.

In the new species described below, the spine on the prothorax is nearly median as in *Acanista* Pasc. and *Lagochirus* Er. From both, *Paratrypanius* differs in having the prosternum much narrower between the coxae. The genus is evidently endemic, and the species are found only at higher altitudes in the virgin forests.

25. *Paratrypanius flavovittatus* Auriv.

Paratrypanius flavovittatus Aurivillius, *Deutsche Entomol. Zeitschr.*, Jahrg., 1908, p. 223, fig. 12, 1908.

Upolu: Apia.

Described and figured from a single specimen in the Deutsches Entomologisches Nationalmuseum in Berlin; not found by recent collectors.

26. *Paratrypanius savaiiensis*, sp. n. (Plate I, fig. 2).

Nigro-fuscus, pube obscure cinerascens variegatus, infra fere unicolor nigricans setis paucis minutis pallidis conspersus. Antennae pedesque brunneae; illae ad basin (art. 1-3) cinereo-maculatae, in medio (art. 4-7, basi apiceque) pallide annulatae. Frons subquadrata brunneo- et cinereo-variegata. Oculi ut in *P. flavovittato* supra modice distantes; lobi inferiores paullo longiores quam latiores, genis plus duplo longiores. Frons inter antennis leviter depressa, haud sulcata, tenuissime lineata. Prothorax transversus, utrinque prope medium tuberculo triangulo obtuso armatus, nigricans leviter cinereo-mutans, obsolete tuberculatus, ante medium impunctatus, ad basin serie irregulari transversa punctorum instructus. Scutellum magnum, apice rotundatum, unicolor, nigrum. Elytra ad basin truncata, humeris rotundatis, apice conjunctim late rotundata, maculis parvis discretis vel confluentibus nigro-velutinis variegata, maculisque 5-6 flavidis (una utrinque ad scutellum, singulisque laterali pone humerum, discali paullo pone medium, lateralibus et discalibus prope apicem) ornata, obsolete costulata. Femora et tibiae griseo-variegata. Tarsi supra albido-sericei, articulus basalis posticorum 2° et 3° simul sumtis parum longior.

Long. corporis 14 mm.

A single male (?), Savaii: Safune, between 2000 and 4000 ft. in the rain forest (Bryan).

27. *Paratrypanius bipunctatus*, sp. n. (Plate I, fig. 3).

Fuscus, fere undique dense irregulariter punctatus, tomento flavo-griseo vestitus. Caput haud punctatum, inter antennis et oculos anguste sulcatum. Oculi supra approximati flavocincti; lobi inferiores subquadrati, genis vix vel parum longiores. Prothorax transversus, utrinque prope medium spina laterali longa armatus, dense irregulariter punctatus, pube grisea vestitus, utrinque ad et pone spinam plaga dense flavo-tomentosa ornatus; pronotum 5-tuberculatum. Scutellum magnum, impunctatum, apice subtruncatum, ad basin saepe flavido-pubescentis. Elytra ad basin recte truncata humeris parum rotundatis, apicem versus fortiter angustata, apice angusto singulatim subtruncata aut obtuse rotundata, usque ad apicem punctata et granulata, paullo pone medium puncto discali nigro et saepe etiam maculis paucis basalibus vel

lateralibus flavidis ornata. Pectus et latera abdominis flavo-variegata. Pedes griseo-pubescentes et fusco-maculati.

Long. corporis 15–18 mm.

Three males, Upolu : Malololelei, 2000 ft., 25.iv.1924, vi.1924.

A very peculiar and distinct species. The antennae of the male are more than twice as long as the body.

28. *Sciadella albofasciata* Auriv.

Sciadella albofasciata Aurivillius, *Denkschr. K. Akad. Wiss. Wien, Math.-Naturw. Kl.*, 89, p. 693, 1913.

One male and one female, Upolu : Malololelei, 2000 ft., 24.vi.1924 (Armstrong), 17.iv.1925 (Buxton and Hopkins).

29. *Sciadella variabilis* Auriv.

Sciadella variabilis Aurivillius, *Denkschr. K. Akad. Wiss. Wien, Math.-Naturw. Kl.*, 89, p. 693, 1913.

Prothorax utrinque sub tuberculo vitta lata laterali, dense et discrete punctulata, fusca aut nigricante praeditus. Elytra feminarum saepissime sub humeris vitta nigra sublaterali, medium elytrorum haud vel vix attingente ornata.

♂, Femora postica magis incrassata, apicem abdominis attingentia vel superantia. Segmentum ventrale ultimum planum.

♀, Femora postica graciliora, apicem abdominis haud attingentia. Segmentum ventrale ultimum crassius, apice foveatum.

Eleven males and twelve females. Upolu : Leulumoega, 14.ix.1923 ; Apia, 15.ix.1923, ii.1924, 2.iii.1924, iv.1924, xii.1924, 29.iv.1925, vi.1925 ; Malololelei, 2000 ft., 20, 24.vi.1924, 24.ii.1924, 14–30.vi.1924, 17.iv.1925, 13.vii.26. Tutuila : 760–900 ft., iv.1918, 21.vii.1918 ; Pago Pago 9, 25.ix.1923 (various collectors).

Ab. ♀, *bilineata*, ab. n. Elytra pone medium lineis binis obliquis nigris, ad suturam plus minusve connexis ornata.

Six specimens, Upolu : Malololelei, 30.vi., 2.vii.1924 (Armstrong) ; vi.1924 (Buxton and Hopkins) ; vii.1925 (Wilders). Tutuila : 1070 ft., 21.vi.1918 (Kellers).

Ab. ♀, *trigonifera*, ab. n.

Elytra utrinque prope medium plaga laterali triangula nigra, bene definita, vittaque sublaterali nigra cum humero connexa ornata.

This form is already mentioned in my paper on the Samoa Cerambycids referred to above.

Upolu : Malololelei, 2.vii.1924 (Armstrong). One specimen only.

30. *Sciadella minuta*, sp. n. (Plate I, fig. 4).

Pallide brunnea, supra pube cana maculisque denudatis fuscis plus minusve variegata, infra immaculata. Frons transversa, inter antennis depressa. Vertex inter oculos vix impressus. Antennae flavescens, articulo sexto apicem elytrorum attingente; scapus unicolor, spinam pronoti haud vel vix attingens, articulo 3° brevior; articuli 3^{us} et 4^{us} aequae longi, 6-11 ad basin anguste et obsolete albido-annulati. Prothorax latitudine basali fere longior, pone medium spina parva laterali armatus, lateribus inter spinam et apicem rectis, supra leviter convexus, ad medium marginis apicalis tumidiusculus, dense punctulatus, cano-pubescentis vittis duabus abbreviatis discalibus brunneis saepe ornatus, lateraliter sub spinam infuscatus. Scutellum rotundatum, albido-pubescentis. Elytra leviter convexa, subcylindrica, apice singulatim rotundata, prope basin tuberculo obtuso elongato discali instructa, subseriatim punctata, ante medium leviter transversaliter depressa, maculis brunneis variegata, in parte apicali saepe distinctius cano-pubescentia. Pedes flavescens, vix fusco-variegati, haud vel parum albo-pilosi; femora anteriora saepe in medio infuscata. Articulus basalis tarsorum posteriorum 2° et 3° simul sumtis brevior.

Long. corporis 4.5-5 mm.

♂, ignotus.

♀, Femora postica apicem segmenti 4 ventralis haud superantia. Segmentum ventrale ultimum apice foveatum.

Three females, Tutuila: in the centre and at the eastern end, 1070-1200 ft., 21.vi.1918 (Kellers); Pago Pago, 10.ix.1923 (Swezey and Wilder).

This small species is easily distinguished from its congeners by the body being more convex and cylindrical, the pronotum somewhat longer, the antennae paler and the hairs on the legs and the sides of the elytra scanty. The humeral carina of the elytra is very slightly developed.

Odontorhabdus Auriv.

In the females the subbasal spine of the first antennal joint is absent or vestigial, and the hind femora do not reach the apex of the elytra.

31. *Odontorhabdus dentipes*, sp. n. (Plate I, fig. 5).

♂, Punctatus, nitidiusculus, brunneus; scapo, medio prothoracis clavisque femorum plus minusve infuscatis. Oculi superiores ab antennis longe remoti, tumidi. Antennae corpore longiores, brunneae; scapus articulo 3° parum longior, antice dentibus 2-3, postice prope basin spina parva armatus. Prothorax basin apicemque versus angustatus lateribus in medio valde rotundatis, latitudine basali parum longior, punctatus, basin versus striolatus, vitta media laeviuscula praeditus. Scutellum nitidum, nigrum. Elytra ad basin truncata humeris obtusis, pronoti medio parum latiora, dense irregulariter punctata, supra subplana depressione levi ante medium, apice conjunctim late rotundata sutura plagisque 3-5 in singulo albido-setosis. Pedes brunneo-flavi; clava femorum obscurior, crassa, brevis. Latera pectoris punctata. Abdomen nitidum; segmentum basale remote punctatum, reliqua laevia.

Long. corporis 4-4.5 mm.

♀, Scapo antennarum inermi femoribusque posticis apicem elytrorum haud attingentibus differt.

Two males, Upolu: Malololelei, 2000 ft., viii.1924 (Buxton and Hopkins); Tutuila: 1200 ft., 21.vii.1918 (Kellers). One female, Tutuila: Pago Pago, 10.ix.1923 (Swezey and Wilder).

The males are easily distinguished by the denticles of the antennal scape, which are situated nearly opposite the small subbasal spine.

32. *Odontorhabdus rechingeri* Auriv.

Odontorhabdus Rechingeri Aurivillius, *Denkschr. K. Akad. Wiss. Wien, Math.-Naturw.Kl.*, 89, p. 694, 1913.

Three females: Upolu: Malololelei, 2000 ft., 25.iv., vi., 30.xi.1924.

33. *Odontorhabdus flavicornis*, sp. n. (Plate I, fig. 6).

Brunneo-fuscus, punctatus elytris antennisque pallidis. Oculi superiores haud tumidi, ab antennis brevius remoti. Antennae corpore longiores, flavae,

summo apice leviter infuscatae; scapus elongatus, leviter obconicus, sublaevis, apice infra leviter dentatus spina subbasali minuta, articulo 3° longior. Prothorax latitudine basali vix longior, in medio dilatatus lateribus rotundatis, undique dense profunde punctatus absque linea media laevi. Scutellum obtuse rotundatum, nigricans. Elytra pronoto haud latiora, ad basin truncata humeris distinctis, apice conjunctim rotundata, profunde punctata punctis apicem versus minoribus, flavo-brunnea et maculis irregularibus albido-setosulis variegata. Femora fusca, apice valde clavata. Corpus undique setulis adpressis albidis remote conspersum.

Long. corporis 3 mm.

A single specimen. Upolu: Malololelei, 2000 ft., 22.xi.1924.

34. *Odontorhabdus teretiscapus*, sp. n.

Fere undique setulis adpressis albidis remote conspersus, profunde rude punctatus, nigricans, antennis, scapo excepto, margineque apicali pronoti brunneis; elytra maculis irregularibus flavescente-pilosis ornata. Oculi superiores ab antennis remoti, margine pronoti fere obtecti. Antennae corpore paullo longiores; scapus articulo 3° longior, leviter arcuatus, fere cylindricus, ad basin ante spinam profunde constrictus, apice infra dentatus. Prothorax leviter transversus, utrinque rotundatus, subglobosus, undique rude, aequaliter punctatus. Scutellum parvum nigrum. Elytra ad basin truncata humeris distinctis, pronoti medio angustiora, apicem versus parum angustata, apice conjunctim late rotundata, dense punctata, sutura costato-elevata postice latiore. Femora valde clavata, postica apicem elytrorum superantia.

Long. corporis 3 m.

One specimen, Upolu: Malololelei, 2000 ft., vi.1924.

Perhaps only a colour aberration of *O. flavicornis*.

KEY TO THE MALES OF *ODONTORHABDUS*.

A. First joint of antennae not dentate or angulate on under side at apex. Pronotum somewhat narrower in middle than elytra at base, finely and irregularly punctured, with median line glossy and nearly smooth.

(a) Antennae, legs and prothorax with long (erect) hairs. First joint of antennae strongly obconical, nearly pyriform, unarmed on upper side. Upper eyes distinctly elongate, oblique, anteriorly approximated *O. rechingeri* Auriv.

(b) Antennae nearly naked, only very shortly ciliated on under side. Prothorax and legs only with very small, whitish setulae. First joint of antennae narrower at apex, on upper side with two blunt teeth nearly opposite subbasal spine. Upper eyes very convex, semiglobose *O. dentifer* Auriv.

B. First joint of antennae at apex on under side with a distinct tooth or prominence, nearly cylindrical or only slightly tapering between apex and subbasal spine. Pronotum in middle at least as broad as elytra at base, strongly punctured all over and without smooth median line. Eyes rather flat. Elytra with yellowish-white spots.

(a) Antennae pale yellow. Ground colour of elytra brownish-yellow . . . *O. flavicornis* Auriv.

(b) Antennae brownish, first joint blackish. Ground colour of elytra dark brown *O. teretiscapus* Auriv.

Leptocyrtinus, gen. nov.

Corpus remote setulosum; antennae pilosae. Caput inter antennis subplanum. Frons transversa. Oculi late divisi; lobi superiores rotundati, ab antennis parum remoti. Antennae feminae corpore parum longiores; scapus elongato-conicus articulo 3° longior. Pronotum elongatum, utrinque leviter rotundatum, latitudine basali multo longius. Scutellum breve, rotundatum, transversum. Elytra ad basin pronoto haud latiora humeris nullis, subcylindrica, supra plana, apice conjunctim late rotundata, subseriatim punctata. Pedes breves; femora valde petiolato-clavata.

Allied to the genus *Cyrtillus* Auriv., of Queensland, but differing in having the third joint of the antennae much shorter than the first, and the elytra more cylindrical, neither narrowed nor declivous towards the base.

35. *Leptocyrtinus nitidus*, sp. n. (Plate I, fig. 7).

♀, Niger, nitidus, submetallicus, articulis antennarum femoribusque ad basin pallidis; vertex nitidus sparse punctulatus linea media brevi impressus. Prothorax punctatus supra in medio transverse striolatus. Elytra supra maculis binis elongatis dense albo-pubescentibus ornata. Latera pectoris profunde punctata. Abdomen fere laeve. Pedes pallidiores; clava femorum leviter infuscata.

Long. corporis 2 mm.

One female, Upolu: Malololelei, 2000 ft., 22.xi.1924 (Buxton and Hopkins).

EXPLANATION OF PLATE I.

FIG. 1.—	<i>Ceresium reticulatum</i> , sp. n.	.	.	.	p. 139
„ 2.—	<i>Paratrypanius savaiiensis</i> , sp. n.	.	.	.	p. 148
„ 3.—	<i>Paratrypanius bipunctatus</i> , sp. n.	.	.	.	p. 148
„ 4.—	<i>Sciadella minuta</i> , sp. n.	.	.	.	p. 150
„ 5.—	<i>Odontorhabdus dentipes</i> , sp. n.	.	.	.	p. 151
„ 6.—	<i>Odontorhabdus flavicornis</i> , sp. n.	.	.	.	p. 151
„ 7.—	<i>Leptocyrtinus nitidus</i> , sp. n.	.	.	.	p. 153




FIG. 1

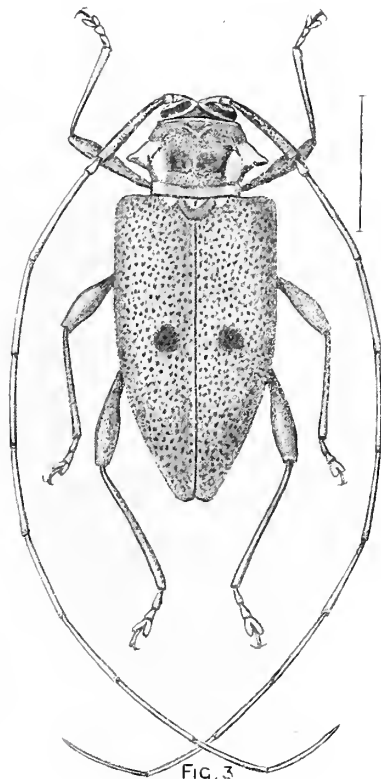


FIG. 3

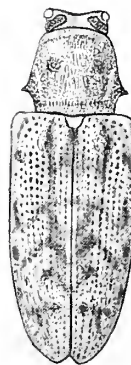


FIG. 4

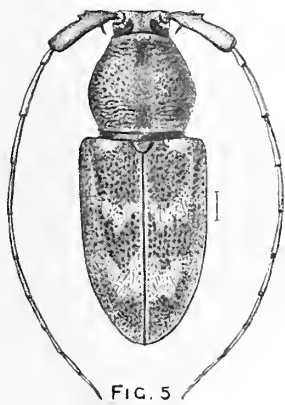


FIG. 5



FIG. 2

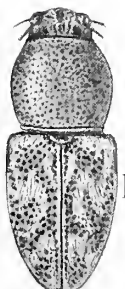


FIG. 6



FIG. 7